

HILLIARD CITY SCHOOL DISTRICT



Monthly Financial Report

March 2024

Melissa Swearingen, Treasurer/C.F.O.

General Fund Actual vs. Budgeted Summary

Period Ending - March 31, 2024

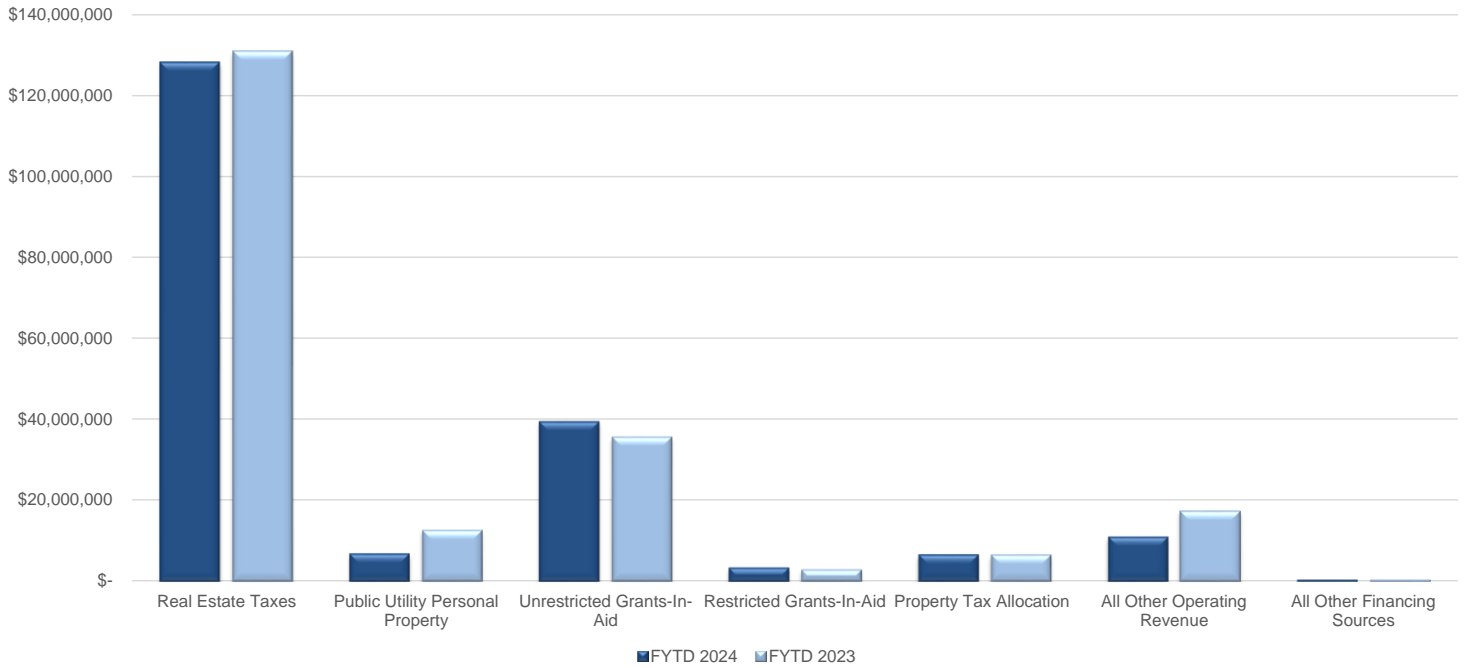
	<u>Budget</u>	<u>FYTD Actual</u>	<u>Projected Remaining</u>	<u>FYTD Actual % of Budget</u>
Beginning Balance		\$ 93,705,708		
RECEIPTS:				
Real Estate Taxes	\$ 131,746,909	\$ 128,115,025	\$ 3,631,884	97.24%
Public Utility Personal Property	12,922,119	6,555,649	6,366,470	50.73%
Unrestricted Grants-In-Aid	46,818,945	39,287,453	7,531,492	83.91%
Restricted Grants-In-Aid	2,375,774	3,077,354	(701,580)	129.53%
Property Tax Allocation	12,456,342	6,334,299	6,122,043	50.85%
All Other Operating Revenue	12,150,672	10,738,874	1,411,798	88.38%
All Other Financing Sources	-	13,152	(13,152)	#DIV/0!
Total Receipts	<u>\$ 218,470,761</u>	<u>\$ 194,121,806</u>	<u>\$ 24,348,955</u>	88.85%
EXPENDITURES:				
Personnel Services	\$ 144,574,493	\$ 105,021,698	\$ 39,552,795	72.64%
Retirement/Benefits	58,187,858	43,020,975	15,166,883	73.93%
Purchased Services	22,604,146	15,538,821	7,065,325	68.74%
Supplies, Materials, Textbooks	10,346,158	4,423,644	5,922,515	42.76%
Capital Outlay	2,517,380	2,133,827	383,553	84.76%
Debt - principal & interest HB264	277,500	138,750	138,750	50.00%
Other Expenditures	3,158,362	1,671,960	1,486,401	52.94%
All Other Financing Uses	405,000	228,148	176,852	0.00%
Total Expenditures	<u>\$ 242,070,897</u>	<u>\$ 172,177,823</u>	<u>\$ 69,893,074</u>	71.13%
Revenue Over (Under) Expenditures		<u>\$ 21,943,983</u>		
Ending Balance		<u><u>\$ 115,649,691</u></u>		
Outstanding Encumbrances		\$ 7,828,598		
Unencumbered Ending Balance		<u><u>\$ 107,821,093</u></u>		

The Fiscal Year begins July 1 and ends June 30. Fiscal Year to Date (FYTD) represents cumulative amounts through the month reported.

General Fund Current FYTD vs. Prior FYTD Summary - Revenues

Period Ending - March 31, 2024

Revenues



	FYTD 2024	% OF TOTAL	FYTD 2023	% OF CHANGE PRIOR YEAR
Real Estate Taxes	\$ 128,115,025	66.00%	\$ 130,918,191	-2.14%
Public Utility Personal Property	6,555,649	3.38%	12,348,891	-46.91%
Unrestricted Grants-In-Aid	39,287,453	20.24%	35,446,499	10.84%
Restricted Grants-In-Aid	3,077,354	1.59%	2,599,288	18.39%
Property Tax Allocation	6,334,299	3.26%	6,277,574	0.90%
All Other Operating Revenue	10,738,874	5.53%	17,079,542	-37.12%
All Other Financing Sources	13,152	0.01%	3,273	301.80%
GRAND TOTAL	\$ 194,121,806		\$ 204,673,259	

Decrease in Public Utility Pers Property Taxes in FY24 related to timing of final settlement, with FY23 in March, FY24 in April

Increase in Restricted Grants-In-Aid related to increase in State Student Wellness, DPIA, EL, and Gifted funding.

Decrease in Other Operating Revenue - The district received BOR payments in FY23 of \$6.8 million

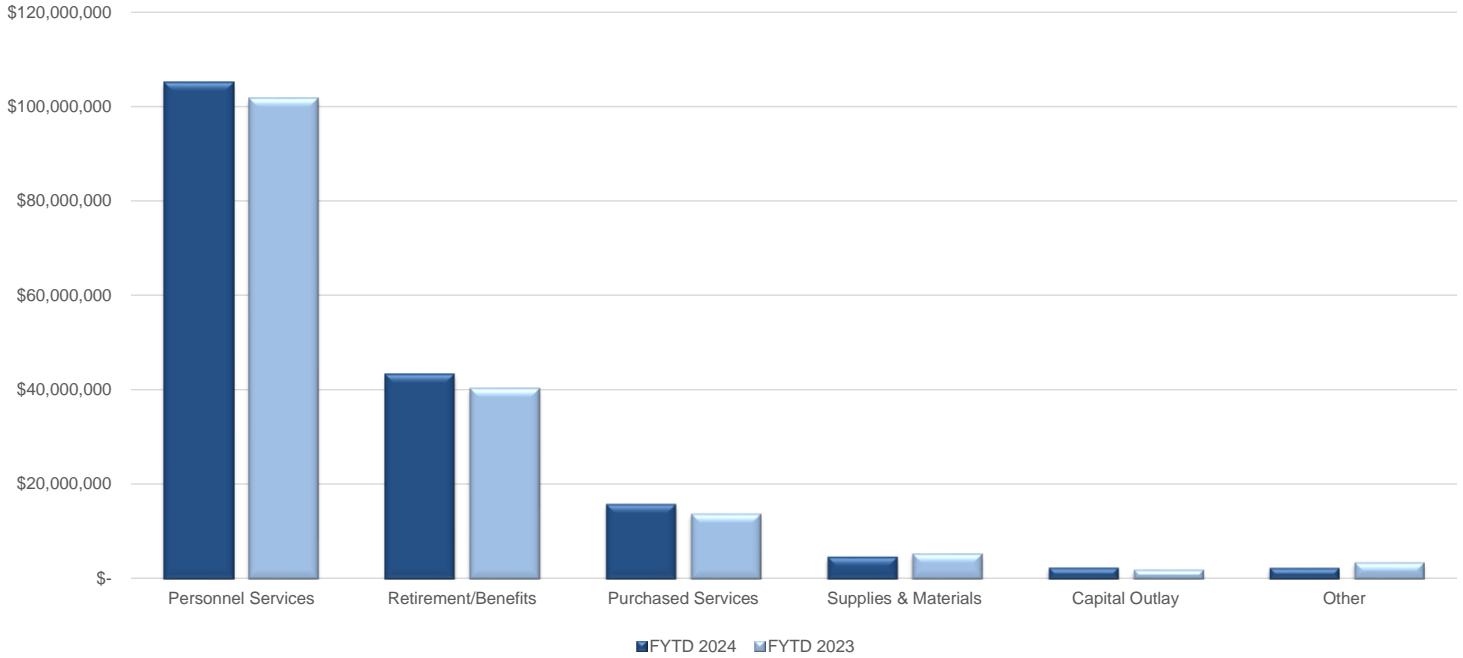
Increase in All Other related to refund of prior year expenditure from ODE and vendors for reimbursements.

Increase in Unrestricted Grants related to increase in Medicaid reimbursement and increase to Foundation revenue in FY24.

General Fund Current FYTD vs. Prior FYTD Summary - Expenditures

Period Ending - March 31, 2024

Expenditures



	FYTD 2024	% OF TOTAL	FYTD 2023	% OF CHANGE PRIOR YEAR
Personnel Services	\$ 105,021,698	61.00%	\$ 101,473,123	3.50%
Retirement/Benefits	43,020,975	24.99%	40,144,463	7.17%
Purchased Services	15,538,821	9.02%	13,537,049	14.79%
Supplies & Materials	4,423,644	2.57%	5,078,131	-12.89%
Capital Outlay	2,133,827	1.24%	1,664,665	28.18%
Other	2,038,858	1.18%	3,208,258	-36.45%
GRAND TOTAL	\$ 172,177,823		\$ 165,105,689	

Increase in Purchased Services related to increase in property insurance costs and increase in Spec Edu Tuition over FY23 YTD.

Increase in Capital Outlay reflects purchase of 15 regular and 4 electric buses in FY24 compared to 12 regular in FY23

Decrease in Supplies/Materials related to technology purchases in FY23.

Increase in Other related to timing of final Real Estate Tax settlement and related Fiscal Fees, posted in March in FY23, April in FY24

Hilliard City School District - Summary by Appropriation

Period Ending - March 31, 2024

All Funds		FYTD	Prior FY Carryover		MTD Actual	FYTD Actual	Current	FYTD Unencumbered	FYTD Percent
Fund	Fund Name	Appropriated	Encumbrances	FYTD Expendable	Expenditures	Expenditures	Encumbrances	Balance	Exp/Enc
001	General Fund	\$ 239,498,665	\$ 2,572,232	\$ 242,070,897	\$ 19,468,934	\$ 172,177,823	\$ 7,828,598	\$ 62,064,476	11.28%
002	Debt Service	15,729,000	-	15,729,000	-	14,107,497	-	1,621,503	0.00%
003	Permanent Improvement	7,975,000	3,103,978	11,078,978	83,623	2,534,299	2,784,979	5,759,700	25.89%
004	Building Fund	-	213,313	213,313	-	211,234	-	2,079	0.00%
006	Food Service	7,205,000	122,300	7,327,300	546,582	4,827,927	1,876,225	623,148	33.07%
007	Special Trust	85,000	-	85,000	1,183	14,371	19,602	51,027	24.45%
011	Rotary Fund - Special Services	3,528,171	3,114	3,531,285	285,119	2,104,302	398,172	1,028,812	19.35%
018	Principal's Fund	524,453	58,637	583,090	73,711	213,206	42,183	327,701	19.88%
019	Other Grants	86,689	13,617	100,306	(91)	33,152	34,086	33,068	33.89%
024	Self-Insurance	48,251,000	559,699	48,810,699	3,388,735	36,039,039	4,467,182	8,304,478	16.09%
200	Student Managed Activities	858,000	23,029	881,029	50,926	324,289	381,176	175,564	49.05%
300	District Managed Activities	1,684,675	37,115	1,721,790	122,888	794,358	350,733	576,699	27.51%
401	Auxiliary Services	1,353,100	274,246	1,627,346	63,981	966,138	70,609	590,599	8.27%
499	State Grant	40,500	69,600	110,100	7,750	107,984	15	2,101	7.05%
507	ESSER/ARP ESSER	4,408,512	5,777	4,414,289	379,737	3,344,302	1,227	1,068,760	8.63%
509	21st Century	200,000	7,883	207,883	31,215	131,216	22,111	54,555	25.65%
516	IDEA-B	4,077,305	-	4,077,305	316,575	2,953,206	115,263	1,008,835	10.59%
536	Title I School Improvement	156,610	1,702	158,312	17,499	44,060	9,064	105,189	16.78%
551	Title III Limited English	279,855	-	279,855	24,336	174,226	-	105,629	8.70%
572	Title I	2,564,196	54,899	2,619,095	188,740	1,724,988	116,425	777,682	11.65%
584	Title IV-A	324,292	33,650	357,942	22,609	181,712	21,748	154,482	12.39%
587	Pre-K IDEA-B	94,326	-	94,326	10,515	64,528	6,967	22,831	18.53%
590	Title II-A	483,415	7,791	491,206	27,143	307,373	375	183,458	5.60%
599	Miscellaneous Federal Grant	168,732	165,268	334,000	43,742	314,927	19,073	0	18.81%
Total All Funds		\$ 339,576,496	\$ 7,327,850	\$ 348,520,486	\$ 25,316,183	\$ 244,757,007	\$ 18,678,752	\$ 85,084,727	12.62%

Hilliard City School District - Appropriations Compared to Estimated Resources

Period Ending - March 31, 2024

Fund	Fund Name	Unencumbered		Total	Approved	Available or
		Fund Balance	Estimated			
		July 1 2023	Revenues	Available Balances	Appropriation	Over Appropriation
001	General Fund	\$ 91,133,477	\$ 218,470,761	\$ 309,604,238	\$ 239,498,665	\$ 70,105,573
002	Debt Service	15,232,446	16,304,742	31,537,188	15,729,000	\$ 15,808,188
003	Permanent Improvement	9,339,324	5,385,274	14,724,597	7,975,000	\$ 6,749,597
004	Building Fund	342,451	-	342,451	-	\$ 342,451
006	Food Service	4,817,270	5,000,000	9,817,270	7,205,000	\$ 2,612,270
007	Special Trust	114,788	40,000	154,788	85,000	\$ 69,788
011	Rotary Fund - Special Services	2,042,025	3,200,000	5,242,025	3,528,171	\$ 1,713,854
018	Principal's Fund	818,020	300,000	1,118,020	524,453	\$ 593,567
019	Other Grants	72,510	15,000	87,510	86,689	\$ 821
024	Self-Insurance	5,315,027	46,420,000	51,735,027	48,251,000	\$ 3,484,027
200	Student Managed Activities	543,390	380,000	923,390	858,000	\$ 65,390
300	District Managed Activities	1,446,659	900,000	2,346,659	1,684,675	\$ 661,984
401	Auxiliary Services	463,065	905,000	1,368,065	1,353,100	\$ 14,965
499	State Grant	17,705	25,000	42,705	40,500	\$ 2,205
507	ESSER/ARP ESSER	(6,994)	4,415,600	4,408,606	4,408,512	\$ 94
509	21st Century	(11,933)	212,000	200,067	200,000	\$ 67
516	IDEA-B	(652)	4,078,000	4,077,348	4,077,305	\$ 43
536	Title I School Improvement	(1,702)	158,312	156,610	156,610	\$ (0)
551	Title III Limited English	-	279,855	279,855	279,855	\$ -
572	Title I	(55,431)	2,625,000	2,569,569	2,564,196	\$ 5,373
584	Title IV-A	(45,108)	369,400	324,292	324,292	\$ 0
587	Pre-K IDEA-B	-	100,000	100,000	94,326	\$ 5,674
590	Title II-A	(30,848)	520,000	489,152	483,415	\$ 5,737
599	Miscellaneous Federal Grant	168,732	-	168,732	168,732	\$ (0)
Total All Funds		\$ 131,753,185	\$ 311,468,944	\$ 443,222,129	\$ 339,576,496	\$ 103,645,633

Cash Position by Fund

Period Ending - March 31, 2024

FUND SCC	Description	Beginning	MTD	FYTD	MTD	FYTD	Current Fund	Current	Unencumbered Fund
		Balance	Receipts	Receipts	Expenditures	Expenditures	Balance	Encumbrances	Balance
001	General Fund	\$ 93,705,708.31	\$ 5,420,129.57	\$ 194,121,805.75	\$ 19,468,934	\$ 172,177,823	\$ 115,649,691.49	\$ 7,828,598.20	\$ 107,821,093.29
002	Bond Retirement	15,232,445.70	8,593.50	15,847,339.34	-	14,107,497	16,972,288.32	-	16,972,288.32
003	Permanent Improvement Fund	12,443,301.52	-	5,086,930.19	83,623	2,534,299	14,995,932.93	2,784,978.65	12,210,954.28
004	Building Fund	555,764.24	-	-	-	211,234	344,530.24	-	344,530.24
006	Food Service Fund	4,939,570.58	1,121,544.09	5,204,750.43	546,582	4,827,927	5,316,393.86	1,876,225.17	3,440,168.69
007	Special Trust - Staff Benefit	114,787.57	7,551.12	19,952.94	1,183	14,371	120,369.29	19,601.59	100,767.70
011	Rotary - Special Services	2,045,138.75	323,196.13	2,603,873.50	285,119	2,104,302	2,544,710.64	398,171.81	2,146,538.83
018	Principal's Fund	876,657.29	51,638.67	217,117.76	73,711	213,206	880,569.18	42,183.32	838,385.86
019	Other Grant Funds	86,127.03	16,000.00	32,000.00	(91)	33,152	84,975.01	34,086.06	50,888.95
022	District - Agency	27,965.22	145,767.58	1,175,279.25	160,731	1,060,851	142,393.81	112,938.86	29,454.95
024	Employee Benefits Self Insurance	5,874,726.20	3,655,654.19	34,252,782.98	3,388,735	36,039,039	4,088,470.07	4,467,181.94	(378,711.87)
031	Underground Storage Tanks	11,000.00	-	-	-	-	11,000.00	-	11,000.00
200	Student-Managed Activities	566,418.85	40,881.11	343,902.24	50,926	324,289	586,032.14	381,175.85	204,856.29
300	District-Managed Activities	1,483,773.83	29,451.77	898,843.41	122,888	794,358	1,588,258.94	350,732.95	1,237,525.99
401	Auxiliary Services	737,310.50	1,593.63	974,318.90	63,981	966,138	745,491.81	70,609.41	674,882.40
499	Miscellaneous State Grants	87,304.57	-	36,932.96	7,750	107,984	16,253.40	14.70	16,238.70
507	ESSER Funds	(1,217.62)	378,714.58	3,143,542.59	379,737	3,344,302	(201,977.03)	1,227.32	(203,204.35)
509	21st Century	(4,050.00)	3,932.66	104,051.59	31,215	131,216	(31,214.55)	22,111.11	(53,325.66)
516	IDEA-B Grant	(651.60)	405,157.89	2,805,455.78	316,575	2,953,206	(148,402.14)	115,263.29	(263,665.43)
536	Title I School Improvement	-	5,610.74	26,560.88	17,499	44,060	(17,498.98)	9,064.00	(26,562.98)
551	Title III - Limited English Proficiency	-	24,463.07	165,027.91	24,336	174,226	(9,197.96)	-	(9,197.96)
572	Title I	(532.02)	216,484.48	1,615,356.37	188,740	1,724,988	(110,163.25)	116,425.40	(226,588.65)
584	Title IV-A	(11,457.92)	53,593.84	170,561.35	22,609	181,712	(22,609.00)	21,747.73	(44,356.73)
587	Pre-K IDEA-B	-	10,753.02	57,191.96	10,515	64,528	(7,335.96)	6,966.81	(14,302.77)
590	Title II-A	(23,056.66)	27,143.10	316,857.65	27,143	307,373	(13,571.55)	375.00	(13,946.55)
599	Miscellaneous Federal	334,000.00	-	-	43,742	314,927	19,072.62	19,072.62	-
Totals		\$ 139,081,034.34	\$ 11,947,854.74	\$ 269,220,435.73	\$ 25,316,182.54	\$ 244,757,006.74	\$ 163,544,463.33	\$ 18,678,751.79	\$ 144,865,711.54

**Hilliard City School District
Bank Reconciliation
March 31, 2024**

Description	Beg. Bal.	Receipts	Disburse	End. Bal.
Huntington Bank - General Account	23,814,435.82	5,990,772.27	19,989,089.56	9,816,118.53
Huntington Bank - Workers Comp Self Ins	45,342.59	-	2,998.02	42,344.57
Huntington Bank - Integrated Payables	-	1,997,542.27	1,997,542.27	-
Huntington Bank - Self Insurance	-	3,351,984.67	3,351,984.67	-
Huntington Bank - Dental Self Ins	-	197,997.30	197,997.30	-
Huntington Bank - Cafeteria Account	-	318,631.12	318,631.12	-
Huntington Bank - Student Fees	-	174,620.51	174,620.51	-
Huntington Bank - Flex Spending	-	156,353.78	156,353.78	-
Investment transfers	-	(3,671,822.28)	(3,671,822.28)	-
Bank X-fers - ZBA	-	(6,197,129.65)	(6,197,129.65)	-
Memo Receipts/Memo Exp	-	3,667,633.67	3,667,633.67	-
Foundation STRS Deduct	-	1,437,554.00	1,437,554.00	-
Dragonfly X-fer	-	50,000.00	50,000.00	-
Investment Portfolio:				
STAROhio - General	50,501,618.30	234,173.98	-	50,735,792.28
US Bank Money Market	216,311.64	2,122,029.98	2,090,384.34	247,957.28
US Bank Safekeeping (Comm Paper/Coupon)	101,834,602.01	2,067,490.11	1,851,733.96	102,050,358.16
Premier Bank - CDARS	1,071,999.08	-	-	1,071,999.08
	-	-	-	-
	-	-	-	-
Less O/S checks prior month	(226,737.98)	-	(226,737.98)	-
Add: O/S checks current month	-	-	294,811.60	(294,811.60)
	-	-	-	-
	-	-	-	-
Petty Cash Accounts:	1,000.00	-	-	1,000.00
	-	-	-	-
Dragonfly Athletics - Petty Cash Account	43,501.52	50,000.00	30,964.90	62,536.62
	-	-	-	-
	-	-	-	-
Mar Variances				
Ohio Tax w/h, books Mar bank Apr	-	-	136,833.95	(136,833.95)
City of Dublin - ACH Remit, books Mar bank Apr	-	-	2,910.28	(2,910.28)
Ohio SchDistTax books Mar, bank Apr	-	-	9,344.21	(9,344.21)
OH DefComp, books Mar bank Apr	-	-	39,761.15	(39,761.15)
Plan Connect Remit, over check amount	-	-	(18.00)	18.00
	-	-	-	-
	-	-	-	-
Feb Variances				
Ohio Tax w/h, books Feb bank Mar	(121,877.22)	-	(121,877.22)	-
City of Dublin - ACH Remit, books Feb bank Mar	(2,912.43)	-	(2,912.43)	-
Ohio SchDistTax books Feb, bank Mar	(9,299.93)	-	(9,299.93)	-
OH DefComp, books Feb bank Mar	(38,904.15)	-	(38,904.15)	-
City of C'bus tax remit, books Feb, bank Mar	(15,395.84)	-	(15,395.84)	-
CVS Claims remit, books Feb, bank Mar	(150,220.12)	-	(150,220.12)	-
Delta Dental Remit, books Feb, bank Mar	(46,347.30)	-	(46,347.30)	-
Stale Date PR Checks cashed, transfer Mar	(26.40)	-	(26.40)	-
ACH Chk Return, reissue March	(2,250.00)	-	(2,250.00)	-
Return deposit items	74.99	(74.99)	-	-
MPP Posting error	(98.00)	98.00	-	-
NBS TPA fees, error in check amount	(2,025.45)	-	(2,025.45)	-
	-	-	-	-
	-	-	-	-
	-	-	-	-
BANK TOTALS	176,912,791.13	11,947,854.74	25,316,182.54	163,544,463.33
BOOK TOTALS	176,912,791.13	11,947,854.74	25,316,182.54	163,544,463.33

**HILLIARD CITY SCHOOL DISTRICT
INVESTMENT PORTFOLIO
AS OF MARCH 31, 2024**

Institution/Broker	Instrument	Holder	Stated Rate	Settlement Date	Maturity Date	Purchase Price	Par	Days held	Days to Maturity	Call Feature
ACTIVE FUNDS										
Huntington Bank	Checking	n/a	0.00%	03/31/24	04/01/24	9,816,119	9,816,119	1.00	1.00	
StarOhio	Money Market	n/a	5.62%	03/31/24	04/01/24	50,735,792	50,735,792	1.00	1.00	
US Bank	Money Market Account	n/a	5.19%	03/31/24	04/01/24	247,957	247,957	1.00	1.00	
INTERIM FUNDS										
BNY Mellon Capital	Commercial Paper	USB	5.84%	07/06/23	04/01/24	958,075	1,000,000	270.00	270.00	
RBC Capital Markets	US Treasury Note	USB	1.00%	01/12/22	04/15/24	986,133	1,000,000	810.00	824.00	
RBC Capital Markets	US Treasury Bond	USB	0.36%	05/17/21	05/15/24	249,170	250,000	1,050.00	1,094.00	
BNY Mellon Capital	Federal Home Loan Bank	USB	0.38%	05/28/21	05/24/24	875,000	875,000	1,039.00	1,092.00	11/24/21-Quarterly
Bank of Oakridge NC	Certificate of Deposit	USB	0.78%	05/29/20	05/29/24	49,850	50,000	1,403.00	1,461.00	08/29/20-Monthly
Wells Fargo	US Treasury Note	USB	0.34%	06/17/21	06/15/24	1,645,746	1,650,000	1,019.00	1,094.00	
Premier Bank	CDARS	Premier Bk	2.40%	06/22/22	06/23/24	1,071,999	1,071,999	649.00	732.00	
First Keystone Bank	Certificate of Deposit	USB	0.68%	06/30/20	06/28/24	248,253	249,000	1,371.00	1,459.00	
Toyota Financial Savings Bank	Certificate of Deposit	USB	0.70%	06/30/20	07/01/24	248,477	249,000	1,371.00	1,462.00	
FC Stone	Federal Farm Credit Bank	USB	1.92%	07/01/19	07/01/24	1,099,054	1,100,000	1,736.00	1,827.00	
Key Bank	Federal National Mortgage Assoc	USB	1.84%	07/08/19	07/02/24	243,956	245,000	1,729.00	1,821.00	
Key Bank	Federal National Mortgage Assoc	USB	1.87%	07/22/19	07/02/24	497,225	500,000	1,715.00	1,807.00	
Medallion Bank	Certificate of Deposit	USB	0.73%	07/02/20	07/02/24	248,253	249,000	1,369.00	1,461.00	01/02/21-Continuous
BNY Mellon Capital	US Treasury Note	USB	0.38%	07/27/21	07/15/24	999,922	1,000,000	979.00	1,084.00	
Enerbank	Certificate of Deposit	USB	2.24%	08/07/19	08/07/24	244,991	246,000	1,699.00	1,827.00	
UBS Bank	Certificate of Deposit	USB	0.63%	08/11/21	08/12/24	248,378	249,000	964.00	1,097.00	
Sallie Mae Bank	Certificate of Deposit	USB	0.81%	08/11/21	08/12/24	248,253	249,000	964.00	1,097.00	
Washington Federal	Certificate of Deposit	USB	2.10%	08/13/19	08/13/24	248,378	249,000	1,693.00	1,827.00	
Preferred Bank	Certificate of Deposit	USB	2.08%	08/16/19	08/16/24	248,104	249,000	1,690.00	1,827.00	
Bank of America-Merrill Lynch	Federal Home Loan Bank	USB	0.48%	08/23/21	08/23/24	750,000	750,000	952.00	1,096.00	02/23/22-One Time
BNY Mellon Capital	Federal Farm Credit Bank	USB	1.49%	09/05/19	09/05/24	2,585,286	2,590,000	1,670.00	1,827.00	
Stifel	Federal Farm Credit Bank	USB	0.45%	09/17/20	09/10/24	429,721	430,000	1,292.00	1,454.00	12/10/20-Continuous
Wells Fargo	Federal Home Loan Mortgage Corp	USB	0.42%	09/17/20	09/17/24	250,000	250,000	1,292.00	1,461.00	09/17/21-Quarterly
Stonex	Federal Farm Credit Bank	USB	0.49%	07/30/21	09/03/24	999,750	1,000,000	976.00	1,131.00	09/03/21-One time
RBC Capital Markets	Agency Bond	USB	0.54%	10/04/21	09/03/24	249,003	250,000	910.00	1,065.00	
Key Bank	Federal National Mortgage Assoc	USB	1.69%	11/19/19	10/15/24	1,246,075	1,250,000	1,595.00	1,792.00	
Stifel	Federal Farm Credit Bank	USB	1.76%	11/01/19	11/01/24	248,748	250,000	1,613.00	1,827.00	
Credut Agricole CIB	Commercial Paper	USB	5.34%	02/22/24	11/15/24	1,721,762	1,790,000	39.00	267.00	
Bank of America-Merrill Lynch	Commercial Paper	USB	5.41%	02/28/24	11/22/24	1,643,804	1,710,000	33.00	268.00	
Raymond James Bank	Certificate of Deposit	USB	1.89%	11/26/19	11/26/24	246,506	247,000	1,588.00	1,827.00	
RBC Capital Markets	Commercial Paper	USB	5.34%	03/18/24	12/03/24	962,878	1,000,000	14.00	260.00	
KeyBanc Capital Markets	Federal Farm Credit Bank	USB	4.60%	12/06/22	12/05/24	1,500,795	1,500,000	482.00	730.00	
Stifel	US Treasury Bond	USB	4.14%	09/23/22	12/31/24	959,492	1,000,000	556.00	830.00	
Wells Fargo	Federal Home Loan Bank	USB	0.62%	07/29/21	01/29/25	999,750	1,000,000	977.00	1,280.00	10/29/2021-One time
Baird	Federal Home Loan Bank	USB	0.65%	07/29/21	01/29/25	1,000,000	1,000,000	977.00	1,280.00	10/29/2021-One time
TD Securities	US Treasury Note	USB	4.14%	09/23/22	03/31/25	964,141	1,000,000	556.00	920.00	
BMO Capital Markets	US Treasury Bond	USB	2.97%	05/05/22	04/15/25	1,485,352	1,500,000	697.00	1,076.00	
Wells Fargo	US Treasury Note	USB	0.61%	07/13/21	05/31/25	966,410	980,000	993.00	1,418.00	
Multi Bank Securities	Federal National Mortgage Assoc	USB	4.28%	12/06/22	06/17/25	1,365,408	1,500,000	482.00	924.00	
RBC Capital Markets	US Treasury Note	USB	0.61%	07/12/21	06/30/25	986,094	1,000,000	994.00	1,449.00	
Wells Fargo	US Treasury Note	USB	0.62%	07/12/21	07/31/25	985,156	1,000,000	994.00	1,480.00	
BMO Capital Markets	US Treasury Note	USB	4.19%	12/06/22	08/15/25	973,125	1,000,000	482.00	983.00	
Key Bank	Federal National Mortgage Assoc	USB	0.62%	08/28/20	08/18/25	244,755	245,000	1,312.00	1,816.00	08/18/21-Quarterly

**HILLIARD CITY SCHOOL DISTRICT
INVESTMENT PORTFOLIO
AS OF MARCH 31, 2024**

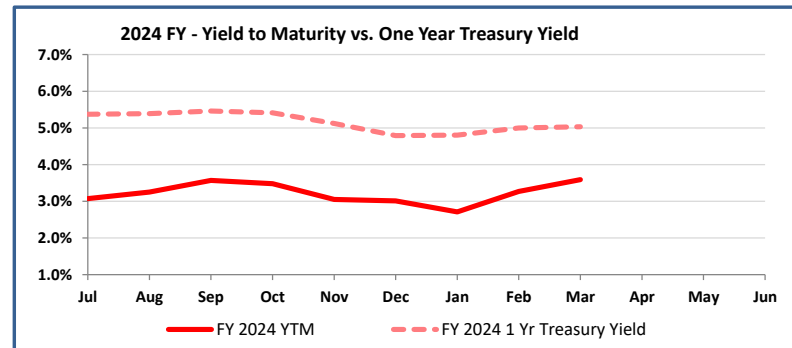
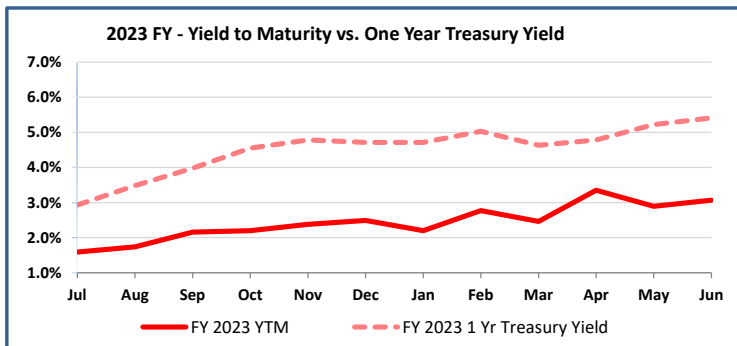
Institution/Broker	Instrument	Holder	Stated	Settlement	Maturity	Purchase		Days to		Call Feature
			Rate	Date	Date	Price	Par	Days held	Maturity	
RBC Capital Markets	US Treasury Note	USB	0.98%	10/29/21	08/31/25	486,309	500,000	885.00	1,402.00	
Stifel	Agency Bond	USB	0.66%	09/13/21	09/08/25	1,246,900	1,250,000	931.00	1,456.00	
RBC Capital Markets	Federal Home Loan Bank	USB	5.03%	09/12/23	09/12/25	3,399,859	3,410,000	202.00	731.00	
Stifel	US Treasury Note	USB	4.12%	09/23/22	09/15/25	982,773	1,000,000	556.00	1,088.00	
Stonex	Federal Farm Credit Bank	USB	0.55%	10/02/20	09/29/25	999,000	1,000,000	1,277.00	1,823.00	09/29/21-Continuous
Stonex	Federal Farm Credit Bank	USB	0.55%	09/30/20	09/29/25	999,000	1,000,000	1,279.00	1,825.00	09/29/21-Continuous
BNY Mellon Capital	US Treasury Note	USB	0.65%	09/14/21	09/30/25	983,984	1,000,000	930.00	1,477.00	
RBC Capital Markets	US Treasury Note	USB	4.76%	06/30/23	10/15/25	494,473	500,000	276.00	838.00	
Wells Fargo	US Treasury Note	USB	0.67%	09/14/21	10/31/25	982,852	1,000,000	930.00	1,508.00	
RBC Capital Markets	Federal National Mortgage Assoc	USB	4.20%	12/06/22	11/07/25	899,225	1,000,000	482.00	1,067.00	
TD Securities	Federal Farm Credit Bank	USB	0.62%	11/13/20	11/12/25	624,531	625,000	1,235.00	1,825.00	11/12/21-Quarterly
TD Securities	US Treasury Note	USB	4.66%	02/21/24	11/15/25	1,499,047	1,485,000	40.00	633.00	
Stifel	Federal Home Loan Bank	USB	4.22%	02/08/23	12/12/25	1,108,041	1,100,000	418.00	1,038.00	
RBC Capital Markets	Federal Home Loan Mortgage Corp	USB	0.64%	12/17/20	12/17/25	999,500	1,000,000	1,201.00	1,826.00	12/17/21-Quarterly
Stifel	Federal Agricultural Mortgage Crop	USB	0.49%	01/25/21	01/15/26	579,803	580,000	1,162.00	1,816.00	
RBC Capital Markets	Federal Home Loan Bank	USB	0.60%	01/28/21	01/28/26	910,000	910,000	1,159.00	1,826.00	01/28/22-Quarterly
FC Stone	Federal National Mortgage Assoc	USB	0.57%	01/28/21	01/28/26	419,580	420,000	1,159.00	1,826.00	07/28/21-Quarterly
1st Bank of Greenwich Conn	Certificate of Deposit	USB	0.74%	01/29/21	01/29/26	248,564	249,000	1,158.00	1,826.00	04/29/21-Quarterly
Wells Fargo	Federal Home Loan Bank	USB	4.20%	02/08/23	02/06/26	994,600	1,000,000	418.00	1,094.00	
TD Securities	US Treasury Note	USB	4.57%	02/21/24	02/15/26	1,979,834	2,000,000	40.00	725.00	
TD Securities	Federal Home Loan Bank	USB	0.65%	02/24/21	02/24/26	1,050,000	1,050,000	1,132.00	1,826.00	08/24/21-Quarterly
State Bank of India Chicago	Certificate of Deposit	USB	0.70%	02/25/21	02/25/26	247,755	249,000	1,131.00	1,826.00	
Loop Capital Markets	Federal Home Loan Bank	USB	0.85%	02/26/21	02/26/26	424,469	425,000	1,130.00	1,826.00	5/26/21-Quarterly
BNY Mellon Capital	US Treasury Bond	USB	0.91%	04/01/21	03/31/26	466,402	470,000	1,096.00	1,825.00	
BNY Mellon Capital	US Treasury Bond	USB	0.84%	04/09/21	03/31/26	487,818	490,000	1,088.00	1,817.00	
Incapital	Federal Home Loan Bank	USB	1.11%	04/29/21	04/29/26	1,249,375	1,250,000	1,068.00	1,826.00	10/29/21-Quarterly
BMO Capital Markets	US Treasury Bond	USB	4.01%	12/06/22	05/31/26	1,408,828	1,500,000	482.00	1,272.00	
RBC Capital Markets	Farmer Mac	USB	4.32%	06/20/23	06/12/26	1,000,000	1,000,000	286.00	1,088.00	
TD Securities	US Treasury Note	USB	4.52%	02/16/24	06/15/26	1,997,759	2,000,000	45.00	850.00	
BMO Capital Markets	US Treasury Bond	USB	3.97%	12/06/22	06/30/26	1,396,230	1,500,000	482.00	1,302.00	
Stifel	Federal Farm Credit Bank	USB	4.80%	08/16/23	07/06/26	1,977,500	2,000,000	229.00	1,055.00	
Wells Fargo	US Treasury Note	USB	0.65%	08/03/21	07/31/26	174,747	175,000	972.00	1,823.00	
Incapital	Federal Home Loan Bank	USB	0.88%	08/17/21	08/17/26	575,000	575,000	958.00	1,826.00	08/17/22-One time
Stonex	Federal Home Loan Bank	USB	0.93%	08/25/21	08/25/26	750,000	750,000	950.00	1,826.00	02/25/22-One time
Wells Fargo	US Treasury Note	USB	1.14%	10/20/21	08/31/26	490,781	500,000	894.00	1,776.00	
RBC Capital Markets	US Treasury Note	USB	1.01%	09/30/21	09/30/26	1,142,408	1,150,000	914.00	1,826.00	
Stonex	Federal Home Loan Bank	USB	4.18%	06/07/23	10/28/26	909,700	1,000,000	299.00	1,239.00	
Wells Fargo	US Treasury Note	USB	1.50%	11/30/21	11/30/26	996,523	1,000,000	853.00	1,826.00	
RBC Capital Markets	Federal Home Loan Bank	USB	4.05%	12/07/22	12/11/26	2,032,554	2,000,000	481.00	1,465.00	
Stifel	US Treasury Note	USB	4.43%	02/16/24	12/15/26	2,536,343	2,520,000	45.00	1,033.00	
BNY Mellon Capital	US Treasury Note	USB	1.32%	01/10/22	12/23/26	642,383	650,000	812.00	1,808.00	
Stonex	US Treasury Note	USB	3.60%	05/16/23	01/31/27	1,159,521	1,250,000	321.00	1,356.00	
RBC Capital Markets	Agency Bond	USB	3.07%	05/10/22	02/01/27	1,487,295	1,500,000	692.00	1,728.00	
Stonex	US Treasury Note	USB	3.90%	02/08/23	02/15/27	1,878,281	2,000,000	418.00	1,468.00	
Stonex	US Treasury Note	USB	4.15%	02/21/23	02/15/27	232,734	250,000	405.00	1,455.00	
Key Bank	Federal Farm Credit Bank	USB	1.79%	03/04/22	02/16/27	1,000,440	1,000,000	759.00	1,810.00	
Academy Securities	Federal Farm Credit Bank	USB	4.41%	03/14/24	03/08/27	1,104,612	1,105,000	18.00	1,089.00	
Morgan Stanley	Agency Bond	USB	3.85%	03/29/23	03/27/27	1,491,296	1,485,000	369.00	1,459.00	

**HILLIARD CITY SCHOOL DISTRICT
INVESTMENT PORTFOLIO
AS OF MARCH 31, 2024**

Institution/Broker	Instrument	Holder	Stated Rate	Settlement Date	Maturity Date	Purchase Price	Par	Days held	Days to Maturity	Call Feature
Stifel	Federal Farm Credit Bank	USB	3.88%	05/01/23	04/26/27	250,668	250,000	336.00	1,456.00	
BMO Capital Markets	US Treasury Note	USB	2.90%	05/02/22	04/30/27	1,241,455	1,250,000	700.00	1,824.00	
RBC Capital Markets	US Treasury Bond	USB	3.10%	06/10/22	05/15/27	967,188	1,000,000	661.00	1,800.00	
Stonex	Federal Home Loan Bank	USB	4.41%	07/21/23	05/27/27	625,562	700,000	255.00	1,406.00	
Inspere LLC	Federal Home Loan Bank	USB	3.71%	05/16/23	06/11/27	1,246,098	1,250,000	321.00	1,487.00	
D. A. Davidson & Co	Federal Home Loan Bank	USB	4.22%	06/14/23	06/11/27	996,440	1,000,000	292.00	1,458.00	
RBC Capital Markets	US Treasury Note	USB	3.94%	09/23/22	06/30/27	1,455,234	1,500,000	556.00	1,741.00	
BNY Mellon Capital - State Bank of India	Certificate of Deposit	USB	3.56%	08/16/22	08/16/27	243,775	250,000	594.00	1,826.00	
BNY Mellon Capital - Capital One NA	Certificate of Deposit	USB	3.51%	08/17/22	08/17/27	243,775	250,000	593.00	1,826.00	
BNY Mellon Capital - Capital One NA	Certificate of Deposit	USB	3.51%	08/17/22	08/17/27	243,775	250,000	593.00	1,826.00	
Stifel - 3rd Savings & Loan Cleveland	Certificate of Deposit	USB	3.40%	08/19/22	08/19/27	243,898	250,000	591.00	1,826.00	
KeyBanc Capital Markets	Federal Farm Credit Bank	USB	3.94%	09/26/22	09/15/27	1,462,140	1,500,000	553.00	1,815.00	
Stonex	Agency Bond	USB	4.83%	10/02/23	10/15/27	1,449,645	1,500,000	182.00	1,474.00	
BMO Capital Markets	US Treasury Note	USB	3.81%	12/06/22	10/31/27	1,520,918	1,500,000	482.00	1,790.00	
BMO Capital Markets	US Treasury Bond	USB	3.82%	12/06/22	11/15/27	1,394,766	1,500,000	482.00	1,805.00	
Loop Capital Markets	Federal Farm Credit Bank	USB	3.80%	12/07/22	12/07/27	1,995,400	2,000,000	481.00	1,826.00	
Stifel	US Treasury Note	USB	3.84%	02/08/23	01/31/28	1,969,766	2,000,000	418.00	1,818.00	
Total Portfolio						163,922,225	165,595,867	785.19	1,383.85	

	Total	%
Bank Accounts	\$ 10,064,076	6.14%
Certificates of Deposit	\$ 4,822,983	2.94%
Commercial Paper	\$ 5,286,519	3.23%
Agencies	\$ 49,393,112	30.13%
Treasuries	\$ 43,619,743	26.61%
StarOhio	\$ 50,735,792	30.95%
Total Portfolio	\$ 163,922,225	100.00%

Monthly Interest	\$ 525,547
Total Interest Year To Date	\$ 3,847,424
Weighted Avg Yld to Maturity	3.59%
Weighted Average Maturity	425.15 Days



POWERSCHOOL LLC
 DATE: 04/01/2024
 TIME: 13:34:25

HILLIARD CITY SCHOOL DISTRICT
 OUTSTANDING CHECKS

PAGE NUMBER: 1
 ACCTPA21
 ACCOUNTING PERIOD: 10/24

SELECTION CRITERIA: transact.yr='24' and transact.period='9' and transact.gl_cash='A10100'

FUND/SCC - 0010000 - GENERAL FUND

CASH ACCT	CHECK NUMBER	DATE ISSUED	DATE CLEARED	VENDOR	CLEARED	OUTSTANDING
A10100	V3832	03/18/2024	03/18/2024	00999106 AEP	9,086.35	
A10100	V3833	03/18/2024	03/18/2024	00999134 CVS/CAREMARK	185,435.12	
A10100	V3834	03/18/2024	03/18/2024	00999135 MERITAIN HEALTH	623,549.63	
A10100	V5792	03/05/2024	03/05/2024	00999027 HUNTINGTON BANK	166.29	
A10100	V5793	03/05/2024	03/05/2024	00999100 DELTA DENTAL	50,455.90	
A10100	V5794	03/05/2024	03/05/2024	00999101 VERIZON WIRELESS	479.04	
A10100	V5795	03/05/2024	03/05/2024	00999109 BANK OF AMERICA	1,247.14	
A10100	V5796	03/05/2024	03/05/2024	00999124 NATIONAL BENEFIT SERVICES	2,025.45	
A10100	V5797	03/05/2024	03/05/2024	00999141 PROCARE SOFTWARE - TUITIO	7,909.17	
A10100	V5798	03/06/2024	03/06/2024	00999115 PRINT SHOP - MEMO	224.90	
A10100	V5799	03/07/2024	03/07/2024	00999116 FIELD TRIPS - MEMO	403.25	
A10100	V5800	03/07/2024	03/07/2024	00999996 MEMO CHECK	838.32	
A10100	V5801	03/11/2024	03/11/2024	00999036 ARAMARK SCHOOL SUPPORT SE	100,000.00	
A10100	V5802	03/11/2024	03/11/2024	00999103 COLUMBUS CITY TREASURER	9,453.02	
A10100	V5803	03/11/2024	03/11/2024	00999134 CVS/CAREMARK	373,346.19	
A10100	V5804	03/11/2024	03/11/2024	00999135 MERITAIN HEALTH	422,480.23	
A10100	V5805	03/11/2024	03/11/2024	00999118 ESC OF CENTRAL OHIO	318,283.47	
A10100	V5806	03/11/2024	03/11/2024	00999118 ESC OF CENTRAL OHIO	251,538.79	
A10100	V5807	03/11/2024	03/11/2024	00999996 MEMO CHECK	2,320.00	
A10100	V5808	03/12/2024	03/12/2024	00999100 DELTA DENTAL	46,376.40	
A10100	V5824	03/12/2024	03/12/2024	00999106 AEP	78.51	
A10100	V5825	03/13/2024	03/13/2024	00999106 AEP	65.90	
A10100	V5826	03/13/2024	03/13/2024	00999135 MERITAIN HEALTH	193,364.02	
A10100	V5827	03/14/2024	03/14/2024	00999106 AEP	36,022.46	
A10100	V5828	03/14/2024	03/14/2024	00999996 MEMO CHECK	889.00	
A10100	V5829	03/15/2024	03/15/2024	00001985 TREASURER OF STATE OF OH	77.90	
A10100	V5830	03/15/2024	03/15/2024	00999036 ARAMARK SCHOOL SUPPORT SE	100,000.00	
A10100	V5831	03/15/2024	03/15/2024	00999106 AEP	8,272.19	
A10100	V5832	03/18/2024	03/18/2024	9997628 MEEDER PUBLIC FUNDS INC	3,331.60	
A10100	V5833	03/19/2024	03/19/2024	00999100 DELTA DENTAL	54,817.70	
A10100	V5834	03/19/2024	03/19/2024	00999106 AEP	67.28	
A10100	V5835	03/20/2024	03/20/2024	00999106 AEP	117.78	
A10100	V5837	03/20/2024	03/20/2024	00999107 DIRECT ENERGY	38,284.80	
A10100	V5838	03/20/2024	03/20/2024	00999116 FIELD TRIPS - MEMO	539.29	
A10100	V5839	03/21/2024	03/21/2024	00999027 HUNTINGTON BANK	822.36	
A10100	V5840	03/21/2024	03/21/2024	00999103 COLUMBUS CITY TREASURER	2,431.65	
A10100	V5841	03/21/2024	03/21/2024	00999106 AEP	42,520.42	
A10100	V5842	03/21/2024	03/21/2024	00999116 FIELD TRIPS - MEMO	171.04	
A10100	V5843	03/21/2024	03/21/2024	00999996 MEMO CHECK	38,735.15	
A10100	V5844	03/22/2024	03/22/2024	00999103 COLUMBUS CITY TREASURER	2,609.34	
A10100	V5845	03/22/2024	03/22/2024	00999106 AEP	13,181.36	
A10100	V5846	03/22/2024	03/22/2024	00027990 DRAGONFLY ATHLETICS LLC -	30,964.90	
A10100	V5847	03/25/2024	03/25/2024	00999118 ESC OF CENTRAL OHIO	275,308.16	
A10100	V5848	03/25/2024	03/25/2024	00999103 COLUMBUS CITY TREASURER	41,335.12	
A10100	V5849	03/25/2024	03/25/2024	00999106 AEP	57,042.59	
A10100	V5850	03/25/2024	03/25/2024	00999116 FIELD TRIPS - MEMO	136.21	
A10100	V5851	03/25/2024	03/25/2024	00999134 CVS/CAREMARK	251,601.39	
A10100	V5852	03/25/2024	03/25/2024	00999135 MERITAIN HEALTH	536,180.33	
A10100	V5854	03/25/2024	03/25/2024	99905148 COLUMBIA GAS OF OHIO INC.	16,100.92	
A10100	V5855	03/25/2024	03/25/2024	00999996 MEMO CHECK	898.32	
A10100	V5856	03/26/2024	03/26/2024	00999106 AEP	7,834.73	
A10100	V5857	03/26/2024	03/26/2024	00999116 FIELD TRIPS - MEMO	582.05	
A10100	V5858	03/26/2024	03/26/2024	00999120 CENTURYLINK	1.25	
A10100	V5902	03/26/2024	03/26/2024	00015000 PNC BANK	103,048.27	

POWERSCHOOL LLC
 DATE: 04/01/2024
 TIME: 13:34:25

HILLIARD CITY SCHOOL DISTRICT
 OUTSTANDING CHECKS

PAGE NUMBER: 2
 ACCTPA21
 ACCOUNTING PERIOD: 10/24

SELECTION CRITERIA: transact.yr='24' and transact.period='9' and transact.gl_cash='A10100'

FUND/SCC - 0010000 - GENERAL FUND

CASH ACCT	CHECK NUMBER	DATE ISSUED	DATE CLEARED	VENDOR	CLEARED	OUTSTANDING
A10100	V5903	03/27/2024	03/27/2024	00999103 COLUMBUS CITY TREASURER	1,139.75	
A10100	V5904	03/27/2024	03/27/2024	00999996 MEMO CHECK	210.24	
A10100	V5905	03/28/2024	03/28/2024	00999034 U.S. BANK N.A.	630.02	
A10100	V5906	03/29/2024	03/29/2024	00999112 MY PAYMENTS PLUS	7,257.33	
A10100	V5907	03/29/2024	03/29/2024	00999117 SEDGWICK CLAIMS MANAGEMEN	2,998.02	
A10100	V5908	03/29/2024	03/29/2024	00999124 NATIONAL BENEFIT SERVICES	154,328.33	
A10100	V5909	03/29/2024	03/29/2024	00999135 MERITAIN HEALTH	760,950.01	
A10100	213172	03/04/2024	03/21/2024	00027767 WIPEBOOK CORP.	440.23	
A10100	213174	03/07/2024		00000369 TRANSPORTATION ACCESSORIE		8,464.92
A10100	213175	03/07/2024		00000383 STANTON'S SHEET MUSIC		2,072.33
A10100	213176	03/07/2024		00001278 W.W. GRAINGER		1,253.80
A10100	213178	03/07/2024		00001665 PRO-ED, INC		411.40
A10100	213181	03/07/2024		00003407 LAKESHORE LEARNING MATERI		199.03
A10100	213182	03/07/2024		00003628 COMMERCIAL PARTS & SERV O		232.03
A10100	213183	03/07/2024		00003911 FERGUSON ENTERPRISES LLC		165.83
A10100	213185	03/07/2024	03/11/2024	00005630 GLOCKNER OIL COMPANY	1,675.89	
A10100	213186	03/07/2024		00006066 GOLDEN BEAR LOCK & SAFE		40.00
A10100	213187	03/07/2024		00006683 MUSIC IS ELEMENTARY		491.74
A10100	213191	03/07/2024	03/12/2024	00007269 OHIO BUREAU OF CRIMINAL I	3,780.50	
A10100	213192	03/07/2024		00008375 FOLLETT LIBRARY RESOURCES		1,085.06
A10100	213194	03/07/2024		00011116 SCHOOL SPECIALTY LLC		298.56
A10100	213200	03/07/2024	03/12/2024	00013549 OHSFCA	160.00	
A10100	213201	03/07/2024		00014254 PHOTO WAREHOUSE		818.85
A10100	213204	03/07/2024	03/12/2024	00017420 THE MAKOY	9,432.00	
A10100	213205	03/07/2024		00017522 SKINNER DIESEL SERVICE		2,535.52
A10100	213206	03/07/2024	03/12/2024	00018385 COLUMBUS FLEET INDUSTRIAL	363.15	
A10100	213209	03/07/2024		00018996 DECKER EQUIPMENT		163.95
A10100	213210	03/07/2024	03/11/2024	00019056 WORKHEALTH	3,751.00	
A10100	213211	03/07/2024	03/15/2024	00019137 WEST JEFFERSON MIDDLE SCH	200.00	
A10100	213212	03/07/2024	03/12/2024	00019238 LT. JACK D LIGHTFOOT II	432.00	
A10100	213214	03/07/2024		00020409 CARMEN'S DISTRIBUTION SYS		1,028.05
A10100	213216	03/07/2024		00021075 CAPITOL OFFICE SUPPLY		84.99
A10100	213217	03/07/2024		00021420 U.S. AWARDS		2,534.77
A10100	213218	03/07/2024	03/22/2024	00021681 PETERMAN BROTHERS TREE SE	3,477.00	
A10100	213219	03/07/2024		00021691 J.W. PEPPER & SON, INC.		882.58
A10100	213221	03/07/2024	03/11/2024	00022091 STATE OF OHIO DAS/GSD/STA	851.35	
A10100	213227	03/07/2024		00022979 JETS PIZZA		246.74
A10100	213236	03/07/2024	03/12/2024	00024314 ACC PARTY RENTAL	901.00	
A10100	213239	03/07/2024	03/11/2024	00025127 THREE LEAF SOLUTIONS LLC	1,484.91	
A10100	213243	03/07/2024	03/20/2024	00025373 OHIO EDUCATION POLICY INS	1,500.00	
A10100	213246	03/07/2024	03/12/2024	00025743 SPRINGBORO COMMUNITY CITY	380.00	
A10100	213247	03/07/2024	03/13/2024	00025761 ALBERT SPORTING GOODS	3,186.00	
A10100	213249	03/07/2024		00025852 GO ZERO SERVICES LTD		859.50
A10100	213261	03/07/2024	03/29/2024	00026563 CAROL SLAVKA	173.83	
A10100	213263	03/07/2024		00026670 COLUMBUS FLEET MAINTENANC		66.60
A10100	213265	03/07/2024	03/20/2024	00026809 WAYNE WEBB'S COLUMBUS BOW	6,750.00	
A10100	213268	03/07/2024	03/13/2024	00026866 COMPLETECO LLC	8,375.00	
A10100	213269	03/07/2024		00026908 HEIL & HORNIK LLC		360.00
A10100	213274	03/07/2024	03/18/2024	00027202 614 UNLIMITED, LLC	2,054.00	
A10100	213278	03/07/2024		00027392 BEST PLUMBING SPECIALTIES		164.06
A10100	213279	03/07/2024	03/26/2024	00027470 CANTON CITY SCHOOL DISTRI	45.00	
A10100	213280	03/07/2024	03/21/2024	00027496 I AM BOUNDLESS, INC.	30,219.00	
A10100	213282	03/07/2024	03/15/2024	00027575 PLAYGROUND EQUIPMENT SERV	6,983.00	
A10100	213286	03/07/2024		00027734 THE OHIO STATE UNIVERSITY		1,043.63

SELECTION CRITERIA: transact.yr='24' and transact.period='9' and transact.gl_cash='A10100'

FUND/SCC - 0010000 - GENERAL FUND

CASH ACCT	CHECK NUMBER	DATE ISSUED	DATE CLEARED	VENDOR	CLEARED	OUTSTANDING
A10100	213287	03/07/2024	03/15/2024	00027749 TRUCKPRO, LLC	216.37	
A10100	213290	03/07/2024	03/18/2024	00027841 VS ATHLETICS	384.95	
A10100	213293	03/07/2024	03/13/2024	00027901 VALLEY FORD OF COLUMBUS	844.98	
A10100	213302	03/07/2024	03/11/2024	00028076 OFFICER ANTHONY IRBY	180.00	
A10100	213306	03/07/2024		00028137 DASHR LLC		1,375.00
A10100	213308	03/07/2024	03/12/2024	00028156 STAPLES PIANO SERVICE LLC	360.00	
A10100	213309	03/07/2024	03/18/2024	00028157 THEATER BY DESIGN	1,000.00	
A10100	213310	03/07/2024		00028160 SEA PINES RESORT LLC		992.00
A10100	213311	03/07/2024	03/19/2024	00028165 ASHLAND UMPIRES' ASSOCIAT	300.00	
A10100	213312	03/07/2024	03/13/2024	00028167 L&M SIGNS & GRAPHIX LLC	1,216.00	
A10100	213313	03/07/2024	03/25/2024	00028177 MARTIN MALONE	192.00	
A10100	213316	03/07/2024	03/13/2024	00809046 KIMBERLY MOSER-AMAYA	35.00	
A10100	213319	03/07/2024		00809860 ASHLEY PIATT		70.00
A10100	213320	03/07/2024	03/11/2024	RF211139 RYAN CADDEN	35.00	
A10100	213321	03/07/2024	03/11/2024	RF211887 LIA MAZZARELLI	35.00	
A10100	213322	03/07/2024		RF212087 EUNICE VERRILLI		35.00
A10100	213323	03/07/2024	03/19/2024	RF212237 XIU CHEN	53.00	
A10100	213324	03/07/2024	03/12/2024	RF212316 ROXY BARNETT	70.00	
A10100	213325	03/07/2024	03/13/2024	RF212317 STAVRULA FREZOULIS	35.00	
A10100	213326	03/07/2024	03/11/2024	RF212318 KRISTINA GORR	35.00	
A10100	213327	03/07/2024		RF212319 RACHEL GULLEY		35.00
A10100	213328	03/07/2024	03/18/2024	RF212320 LINDSEY CRONIN	35.00	
A10100	213329	03/07/2024		RF212321 RAYVEN LOPEZ		35.00
A10100	213330	03/07/2024		RF212322 PETER MARSH		35.00
A10100	213331	03/07/2024	03/12/2024	RF212323 BETH MARTINELLI	35.00	
A10100	213332	03/07/2024	03/12/2024	RF212324 DIANNA PISCITELLO	70.00	
A10100	213333	03/07/2024	03/12/2024	RF212325 PAULA PURCELL	35.00	
A10100	213334	03/07/2024	03/18/2024	RF212326 TROY SOMMERS	35.00	
A10100	213335	03/07/2024	03/11/2024	RF212327 MELANIE TOPAZIO	35.00	
A10100	213336	03/07/2024	03/12/2024	RF212328 STACIE AMES	58.00	
A10100	213338	03/11/2024	03/12/2024	00000367 POSTMASTER	5,443.38	
A10100	213345	03/14/2024		00000103 DEMCO INC.		2,448.64
A10100	213346	03/14/2024		00000369 TRANSPORTATION ACCESSORIE		2,005.29
A10100	213347	03/14/2024		00000383 STANTON'S SHEET MUSIC		181.33
A10100	213349	03/14/2024		00001278 W.W. GRAINGER		605.49
A10100	213350	03/14/2024	03/19/2024	00001842 TOLEDO PE SUPPLY	947.22	
A10100	213353	03/14/2024		00003628 COMMERCIAL PARTS & SERV O		92.96
A10100	213354	03/14/2024		00003911 FERGUSON ENTERPRISES LLC		106.95
A10100	213358	03/14/2024	03/19/2024	00005630 GLOCKNER OIL COMPANY	259.00	
A10100	213359	03/14/2024		00006066 GOLDEN BEAR LOCK & SAFE		32.00
A10100	213362	03/14/2024	03/19/2024	00007135 STARR AWARDS & GIFTS	230.75	
A10100	213364	03/14/2024	03/25/2024	00008102 LOWE'S COMPANIES	1,667.73	
A10100	213365	03/14/2024		00008363 PROGRESS SUPPLY CO.		139.72
A10100	213366	03/14/2024	03/20/2024	00008867 PLANK ROAD PUBLISHING	15.95	
A10100	213368	03/14/2024		00009268 TREAS STATE OF OHIO ELEV		660.50
A10100	213370	03/14/2024		00009807 APPLIED INDUSTRIAL TECHNO		80.32
A10100	213373	03/14/2024		00011116 SCHOOL SPECIALTY LLC		10,809.73
A10100	213374	03/14/2024		00011309 FLYERS PIZZA AND SUBS		689.55
A10100	213376	03/14/2024	03/26/2024	00013368 THOMAS WORTHINGTON HIGH S	120.00	
A10100	213377	03/14/2024		00014052 MARION HARDING HIGH SCHOO		330.00
A10100	213381	03/14/2024	03/26/2024	00017385 ADVANCED TURF SOLUTIONS,	6,072.00	
A10100	213382	03/14/2024		00017522 SKINNER DIESEL SERVICE		537.64
A10100	213383	03/14/2024		00018346 WESTERVILLE NORTH ATHLETI		225.00
A10100	213384	03/14/2024	03/19/2024	00019166 HAMILTON TOWNSHIP SCHOOLS	400.00	

SELECTION CRITERIA: transact.yr='24' and transact.period='9' and transact.gl_cash='A10100'

FUND/SCC - 0010000 - GENERAL FUND

CASH ACCT	CHECK NUMBER	DATE ISSUED	DATE CLEARED	VENDOR	CLEARED	OUTSTANDING
A10100	213387	03/14/2024		00020409 CARMEN'S DISTRIBUTION SYS		3,109.13
A10100	213388	03/14/2024		00020747 JOSTENS		12.92
A10100	213389	03/14/2024		00020798 NASP		201.00
A10100	213391	03/14/2024		00021691 J.W. PEPPER & SON, INC.		65.00
A10100	213393	03/14/2024	03/19/2024	00021794 CRESTLINE CO INC	281.66	
A10100	213396	03/14/2024	03/20/2024	00022577 OHIO HEALTH	8,119.80	
A10100	213403	03/14/2024		00023915 ROJEN COMPANY		573.46
A10100	213406	03/14/2024	03/21/2024	00024283 BUDGET BLINDS OF HILLIARD	763.00	
A10100	213408	03/14/2024	03/22/2024	00024955 NAPA AUTO PARTS	724.54	
A10100	213409	03/14/2024		00024993 MAGNUM PRESS		444.44
A10100	213410	03/14/2024	03/22/2024	00025042 BUCKEYE LOCAL SCHOOLS	250.00	
A10100	213413	03/14/2024		00025456 KAYLINE COMPANY		597.99
A10100	213417	03/14/2024	03/20/2024	00025761 ALBERT SPORTING GOODS	6,514.00	
A10100	213421	03/14/2024	03/26/2024	00026131 RIVER VALLEY LOCAL SCHOOL	1,949.22	
A10100	213423	03/14/2024		00026152 HILLYARD OHIO		17,501.66
A10100	213434	03/14/2024		00026891 UNIFIRST CORPORATION		163.18
A10100	213435	03/14/2024	03/22/2024	00026907 QUADIANT, INC.	1,392.07	
A10100	213438	03/14/2024	03/29/2024	00027130 COMDOC INC	12,336.00	
A10100	213439	03/14/2024		00027194 BIOMETRIC INFORMATION MAN		800.00
A10100	213444	03/14/2024	03/20/2024	00027362 UNITED REFRIGERATION, INC	145.79	
A10100	213445	03/14/2024		00027392 BEST PLUMBING SPECIALTIES		68.70
A10100	213448	03/14/2024	03/20/2024	00027447 EDUCATION ALTERNATIVES	4,240.00	
A10100	213449	03/14/2024		00027502 GAME ONE		3,195.74
A10100	213452	03/14/2024	03/19/2024	00027546 CINTAS CORP NO 2	781.40	
A10100	213453	03/14/2024	03/26/2024	00027652 RUMPKE OF OHIO, INC.	15,233.70	
A10100	213455	03/14/2024	03/22/2024	00027678 LUCK'S MUSIC LIBRARY	359.03	
A10100	213456	03/14/2024	03/25/2024	00027749 TRUCKPRO, LLC	1,048.70	
A10100	213462	03/14/2024	03/28/2024	00028042 KALEIDOSCOPE LEARNING INC	12,840.00	
A10100	213463	03/14/2024		00028067 NATIONAL ASSOC FOR PUPIL		115.00
A10100	213465	03/14/2024		00028121 SNAP! MOBILE INC		4,000.00
A10100	213466	03/14/2024	03/22/2024	00028136 ARETE SPORT INC	1,681.00	
A10100	213467	03/14/2024	03/28/2024	00028156 STAPLES PIANO SERVICE LLC	120.00	
A10100	213468	03/14/2024		00028170 VASCO ELECTRONICS LLC		5,940.00
A10100	213469	03/14/2024	03/22/2024	00028174 AEI SPEAKERS BUREAU	6,500.00	
A10100	213470	03/14/2024	03/19/2024	00028183 CENTRAL DIST SOFTBALL COA	50.00	
A10100	213473	03/14/2024	03/21/2024	RF212330 VILAYPHONE LITHILUXA	58.00	
A10100	213474	03/14/2024	03/21/2024	RF212331 MOLLIE WARSHAW	40.00	
A10100	213475	03/14/2024	03/18/2024	RF212332 CHERIE BOURNE	40.00	
A10100	213476	03/14/2024	03/18/2024	RF212333 NADA MUBASLAT	16.99	
A10100	213477	03/14/2024	03/18/2024	RF212334 DIANE GEORGE	33.25	
A10100	213479	03/15/2024		00027767 WIPEBOOK CORP.		1,325.11
A10100	213480	03/20/2024	03/26/2024	00804008 MIRIAM ALONSO-BARTELS	640.00	
A10100	213482	03/21/2024		00000099 DELILLE OXYGEN CO.		52.00
A10100	213483	03/21/2024		00000103 DEMCO INC.		1,435.84
A10100	213485	03/21/2024		00000274 LOFT VIOLIN SHOP		1,424.00
A10100	213486	03/21/2024		00000369 TRANSPORTATION ACCESSORIE		1,761.72
A10100	213487	03/21/2024		00000383 STANTON'S SHEET MUSIC		1,619.66
A10100	213489	03/21/2024		00001278 W.W. GRAINGER		529.50
A10100	213490	03/21/2024	03/27/2024	00001620 SOUTHARD SUPPLY INC.	741.25	
A10100	213491	03/21/2024	03/29/2024	00001842 TOLEDO PE SUPPLY	1,148.34	
A10100	213492	03/21/2024		00003911 FERGUSON ENTERPRISES LLC		347.76
A10100	213495	03/21/2024		00004933 PASCO SCIENTIFIC		210.00
A10100	213497	03/21/2024	03/29/2024	00005619 TRANE PARTS & SUPPLY	369.05	
A10100	213499	03/21/2024		00006538 MUSIC IN MOTION		278.47

SELECTION CRITERIA: transact.yr='24' and transact.period='9' and transact.gl_cash='A10100'

FUND/SCC - 0010000 - GENERAL FUND

CASH ACCT	CHECK NUMBER	DATE ISSUED	DATE CLEARED	VENDOR	CLEARED	OUTSTANDING
A10100	213504	03/21/2024		00008375 FOLLETT LIBRARY RESOURCES		1,937.51
A10100	213507	03/21/2024		00010033 OAESA		295.00
A10100	213511	03/21/2024		00011116 SCHOOL SPECIALTY LLC		3,291.21
A10100	213513	03/21/2024		00011513 ABLE PRINTING COMPANY		236.20
A10100	213516	03/21/2024	03/29/2024	00013365 DUBLIN COFFMAN HIGH SCHOOL	300.00	
A10100	213525	03/21/2024		00019576 BIG WALNUT LOCAL SCHOOLS		300.00
A10100	213528	03/21/2024		00020409 CARMEN'S DISTRIBUTION SYS		218.50
A10100	213529	03/21/2024		00020622 NAP VENTURE PARTNERS LLC		4,250.00
A10100	213532	03/21/2024		00020798 NASP		90.00
A10100	213533	03/21/2024		00021419 OCTM		320.00
A10100	213534	03/21/2024		00021691 J.W. PEPPER & SON, INC.		381.40
A10100	213539	03/21/2024	03/25/2024	00022116 BAESMAN GROUP INC.	11,530.44	
A10100	213560	03/21/2024		00023915 ROJEN COMPANY		79.38
A10100	213563	03/21/2024		00024156 VEX ROBOTICS, INC.		101.49
A10100	213577	03/21/2024	03/27/2024	00025025 UNITY SCHOOL BUS PARTS I	118.16	
A10100	213581	03/21/2024		00025448 SITEONE LANDSCAPE SUPPLY		530.31
A10100	213585	03/21/2024	03/27/2024	00025761 ALBERT SPORTING GOODS	318.00	
A10100	213600	03/21/2024		00026891 UNIFIRST CORPORATION		3,448.37
A10100	213603	03/21/2024		00027112 PRUDENTRX, LLC		23,150.69
A10100	213613	03/21/2024	03/26/2024	00027441 CELESTE MALVAR-STEWART	1,000.00	
A10100	213615	03/21/2024		00027447 EDUCATION ALTERNATIVES		1,360.00
A10100	213617	03/21/2024		00027482 W.V.C. ED, INC		468.32
A10100	213619	03/21/2024		00027516 DURO-LAST ROOFING, INC.		360.91
A10100	213621	03/21/2024		00027529 LMC SERVICES INC.		2,170.00
A10100	213622	03/21/2024		00027551 KILBOURNE MIDDLE SCHOOL		300.00
A10100	213625	03/21/2024	03/26/2024	00027735 BRIGHTSTAR CARE	852.50	
A10100	213630	03/21/2024	03/25/2024	00027877 LOREN L. BRAVERMAN	875.00	
A10100	213634	03/21/2024	03/25/2024	00027989 READY FIELD SOLUTIONS LLC	15,000.00	
A10100	213635	03/21/2024		00027999 EMILY PENCE BROWN		500.00
A10100	213639	03/21/2024	03/25/2024	00028070 MIDSTATES RECREATION	58,541.00	
A10100	213640	03/21/2024		00028081 MICKEY CASPER		30.00
A10100	213643	03/21/2024		00028159 ARTSPIRATION		500.00
A10100	213644	03/21/2024		00028180 AVANT ASSESSMENT LLC		59.80
A10100	213645	03/21/2024		00809588 EMILY CHRISTIAN		30.00
A10100	213646	03/21/2024	03/26/2024	807900 KRYSTEN ITALIANO	30.00	
A10100	213647	03/21/2024	03/28/2024	RF210660 LAUREN CARITY	30.00	
A10100	213648	03/21/2024		RF211480 JESSICA DEEM		35.00
A10100	213649	03/21/2024	03/29/2024	RF211857 AMY HEADINGS	30.00	
A10100	213650	03/21/2024	03/27/2024	RF212335 TARA FISHER	30.00	
A10100	213651	03/21/2024		RF212336 JEFFREY BOLING		30.00
A10100	213652	03/21/2024	03/27/2024	RF212337 SARAH OCHS	30.00	
A10100	213653	03/21/2024	03/28/2024	RF212338 KATE UNDERWOOD	30.00	
A10100	213654	03/21/2024		RF212339 LAURA MOLTER		30.00
A10100	213655	03/21/2024	03/27/2024	RF212340 BOUNTHPEP BOUNEMANY	30.00	
A10100	213656	03/21/2024	03/26/2024	RF212341 ROGER THOM	30.00	
A10100	213657	03/21/2024		RF212342 LAMYA HAMED		30.00
A10100	213658	03/21/2024		RF212343 IRA AVERILLA		30.00
A10100	213678	03/28/2024		00000369 TRANSPORTATION ACCESSORIE		1,024.30
A10100	213679	03/28/2024		00000383 STANTON'S SHEET MUSIC		94.50
A10100	213680	03/28/2024		00000423 WARD'S NATURAL SCIENCE		244.40
A10100	213681	03/28/2024		00001003 FRANKLIN COUNTY TREASURER		19,899.56
A10100	213682	03/28/2024		00001278 W.W. GRAINGER		117.82
A10100	213684	03/28/2024		00001620 SOUTHARD SUPPLY INC.		270.48
A10100	213686	03/28/2024		00003628 COMMERCIAL PARTS & SERV O		208.73

POWERSCHOOL LLC
 DATE: 04/01/2024
 TIME: 13:34:25

HILLIARD CITY SCHOOL DISTRICT
 OUTSTANDING CHECKS

PAGE NUMBER: 6
 ACCTPA21
 ACCOUNTING PERIOD: 10/24

SELECTION CRITERIA: transact.yr='24' and transact.period='9' and transact.gl_cash='A10100'

FUND/SCC - 0010000 - GENERAL FUND

CASH ACCT	CHECK NUMBER	DATE ISSUED	DATE CLEARED	VENDOR	CLEARED	OUTSTANDING
A10100	213687	03/28/2024		00003911 FERGUSON ENTERPRISES LLC		1,349.97
A10100	213691	03/28/2024		00004711 FOLLETT CONTENT SOLUTIONS		3,887.08
A10100	213692	03/28/2024		00004968 TEACHER'S DISCOVERY		1,700.00
A10100	213695	03/28/2024		00005619 TRANE PARTS & SUPPLY		156.59
A10100	213696	03/28/2024		00005630 GLOCKNER OIL COMPANY		618.10
A10100	213697	03/28/2024		00006066 GOLDEN BEAR LOCK & SAFE		105.40
A10100	213698	03/28/2024		00006208 ASCD		1,635.00
A10100	213706	03/28/2024		00010033 OAESA		399.00
A10100	213707	03/28/2024		00010089 QUILL		49.60
A10100	213708	03/28/2024		00010974 RENT A JOHN		117.00
A10100	213709	03/28/2024		00011116 SCHOOL SPECIALTY LLC		3,368.06
A10100	213711	03/28/2024		00011581 RUSTY'S TOWING SERVICE IN		450.00
A10100	213715	03/28/2024		00014017 ENABLING DEVICES		4,157.39
A10100	213717	03/28/2024		00014666 B & C COMMUNICATIONS		220.30
A10100	213719	03/28/2024		00015258 OHIO EDUCATIONAL THEATRE		1,150.00
A10100	213720	03/28/2024		00017385 ADVANCED TURF SOLUTIONS,		342.72
A10100	213721	03/28/2024		00017522 SKINNER DIESEL SERVICE		2,220.40
A10100	213724	03/28/2024		00020409 CARMEN'S DISTRIBUTION SYS		39.12
A10100	213725	03/28/2024		00020747 JOSTENS		25.84
A10100	213727	03/28/2024		00021691 J.W. PEPPER & SON, INC.		58.59
A10100	213729	03/28/2024		00022091 STATE OF OHIO DAS/GSD/STA		177.81
A10100	213737	03/28/2024		00023915 ROJEN COMPANY		116.62
A10100	213738	03/28/2024		00023989 PARALLAX		771.10
A10100	213739	03/28/2024		00024146 BR BLEACHERS		2,025.00
A10100	213740	03/28/2024		00024239 BRIAR PATCH RANCH FOR KID		8,333.35
A10100	213752	03/28/2024		00025761 ALBERT SPORTING GOODS		556.97
A10100	213759	03/28/2024		00026736 REACH EDUCATIONAL SERVICE		6,720.00
A10100	213761	03/28/2024		00026907 QUADIANT, INC.		763.80
A10100	213762	03/28/2024		00026909 ALLIED HEALTH EDUCATION L		646.80
A10100	213764	03/28/2024		00027164 ACCUTRAIN CORPORATION		1,908.00
A10100	213765	03/28/2024		00027180 NORTHEAST BATTERY & ALTER		6.86
A10100	213771	03/28/2024		00027496 I AM BOUNDLESS, INC.		30,219.00
A10100	213772	03/28/2024		00027502 GAME ONE		5,851.32
A10100	213773	03/28/2024		00027565 MULTI COUNTY JUVENILE DET		10,754.30
A10100	213775	03/28/2024		00027734 THE OHIO STATE UNIVERSITY		75.00
A10100	213776	03/28/2024		00027735 BRIGHTSTAR CARE		412.50
A10100	213782	03/28/2024		00028037 BRYAN MOSS		5,250.00
A10100	213783	03/28/2024		00028079 BOWDEN FENCE CO LLC		2,730.00
A10100	213789	03/28/2024		00028185 ST. IGNATIUS HIGH SCHOOL		270.00
A10100	213794	03/28/2024		00809043 JENNIFER VICKERY		70.00
A10100	213795	03/28/2024		RF211887 LIA MAZZARELLI		30.00
A10100	213796	03/28/2024		RF212288 AMEL HAMED		30.00
A10100	213797	03/28/2024		RF212344 KHANH BREMER		58.00
A10100	213798	03/28/2024		RF212345 LISA KOLP		30.00
A10100	V213173	03/04/2024	03/04/2024	RF212329 NYDIA RAMIREZ	1,735.20	
A10100	V213177	03/07/2024	03/07/2024	00001539 COLUMBUS CLAY CO.	48.00	
A10100	V213179	03/07/2024	03/07/2024	00002319 KROGER CO.	542.57	
A10100	V213180	03/07/2024	03/07/2024	00003027 LOEB ELECTRIC	82.42	
A10100	V213184	03/07/2024	03/07/2024	00004204 CENTURY EQUIPMENT CO.	424.44	
A10100	V213188	03/07/2024	03/07/2024	00006978 CARDINAL BUS SALES & SERV	2,487.24	
A10100	V213189	03/07/2024	03/07/2024	00007136 GERMAN'S BUS SALES & SERV	1,000.00	
A10100	V213190	03/07/2024	03/07/2024	00007256 THE OHIO CAPITAL CONFEREN	440.00	
A10100	V213193	03/07/2024	03/07/2024	00010280 POWELL PRINTS	468.00	
A10100	V213195	03/07/2024	03/07/2024	00011349 DEAF SERVICES CENTER INC	260.00	

POWERSCHOOL LLC
 DATE: 04/01/2024
 TIME: 13:34:25

HILLIARD CITY SCHOOL DISTRICT
 OUTSTANDING CHECKS

PAGE NUMBER: 7
 ACCTPA21
 ACCOUNTING PERIOD: 10/24

SELECTION CRITERIA: transact.yr='24' and transact.period='9' and transact.gl_cash='A10100'

FUND/SCC - 0010000 - GENERAL FUND

CASH ACCT	CHECK NUMBER	DATE ISSUED	DATE CLEARED	VENDOR	CLEARED	OUTSTANDING
A10100	V213196	03/07/2024	03/07/2024	00011450 AQUA SCIENCE	1,660.80	
A10100	V213197	03/07/2024	03/07/2024	00011527 TRISTAR TRANSPORTATION	9,281.64	
A10100	V213198	03/07/2024	03/07/2024	00011824 STAPLES BUSINESS ADVANTAG	1,120.54	
A10100	V213199	03/07/2024	03/07/2024	00013143 ARAMARK - LUNCHROOM SERVI	341,781.59	
A10100	V213202	03/07/2024	03/07/2024	00014469 KIMBALL-MIDWEST	673.73	
A10100	V213203	03/07/2024	03/07/2024	00017155 OFFICER CHARLES LUPI	180.00	
A10100	V213207	03/07/2024	03/07/2024	00018659 SILCO FIRE PROTECTION	44,377.69	
A10100	V213208	03/07/2024	03/07/2024	00018785 YMCA OF CENTRAL OHIO	5,100.00	
A10100	V213213	03/07/2024	03/07/2024	00019504 OFFICE DEPOT BUSINESS SOL	526.37	
A10100	V213215	03/07/2024	03/07/2024	00020758 BLICK ART MATERIALS LLC	1,045.56	
A10100	V213220	03/07/2024	03/07/2024	00021818 ASIAN AMERICAN	240.00	
A10100	V213222	03/07/2024	03/07/2024	00022266 BUCKEYE BRASS & WINDS	1,083.50	
A10100	V213223	03/07/2024	03/07/2024	00022427 SCOTT M SNYDER	10.45	
A10100	V213224	03/07/2024	03/07/2024	00022599 AON CONSULTING, INC.	50,000.00	
A10100	V213225	03/07/2024	03/07/2024	00022603 CARDINAL TRANSPORTATION	4,543.75	
A10100	V213226	03/07/2024	03/07/2024	00022610 RICH & GILLIS LAW GROUP	19,484.08	
A10100	V213228	03/07/2024	03/07/2024	00023107 SHELLI D MILLER	169.25	
A10100	V213229	03/07/2024	03/07/2024	00023265 XTEK PARTNERS	25,584.00	
A10100	V213230	03/07/2024	03/07/2024	00023267 NEW STORY SCHOOLS-OHIO	41,697.50	
A10100	V213231	03/07/2024	03/07/2024	00023327 PROJECT LEAD THE WAY	498.00	
A10100	V213232	03/07/2024	03/07/2024	00023873 BRIDGEWAY ACADEMY	62,175.00	
A10100	V213233	03/07/2024	03/07/2024	00024167 SPIRIT SERVICES	1,785.55	
A10100	V213234	03/07/2024	03/07/2024	00024262 RUSH TRUCK CENTERS OF OHI	3,136.77	
A10100	V213235	03/07/2024	03/07/2024	00024285 NICOLE R LUDBAN	76.91	
A10100	V213237	03/07/2024	03/07/2024	00024575 HEATHER LYNNE CONRAD	150.42	
A10100	V213238	03/07/2024	03/07/2024	00024999 YVONNE ALICE HAIGHT	86.30	
A10100	V213240	03/07/2024	03/07/2024	00025130 INTERPRETING PLUS LLC	13,988.00	
A10100	V213241	03/07/2024	03/07/2024	00025270 K12 TECH REPAIRS COLUMBUS	3,610.00	
A10100	V213242	03/07/2024	03/07/2024	00025360 PROLINK HEALTHCARE LLC	7,389.50	
A10100	V213244	03/07/2024	03/07/2024	00025517 GREAT MINDS PBC	3,864.22	
A10100	V213245	03/07/2024	03/07/2024	00025722 BUCKEYE CUSTOM SUPPLY LL	2,081.97	
A10100	V213248	03/07/2024	03/07/2024	00025763 HIGHLAND COMMUNITY LEARNI	1,157.41	
A10100	V213250	03/07/2024	03/07/2024	00025904 CROWN BATTERY MANUFACTURI	885.90	
A10100	V213251	03/07/2024	03/07/2024	00026021 MANSFIELD OIL COMPANY	24,027.81	
A10100	V213253	03/07/2024	03/07/2024	00026307 PLUNKETT'S PEST CONTROL	1,485.00	
A10100	V213254	03/07/2024	03/07/2024	00026332 ABILITY MATTERS	83,578.75	
A10100	V213255	03/07/2024	03/07/2024	00026356 MAYNE TRANSPORTATION	122,410.13	
A10100	V213256	03/07/2024	03/07/2024	00026411 RACHAEL LEE CABLE	35.96	
A10100	V213257	03/07/2024	03/07/2024	00026423 BEST ONE TIRE & SERVICE O	309.00	
A10100	V213258	03/07/2024	03/07/2024	00026491 SENOR WOOLY LLC	150.00	
A10100	V213259	03/07/2024	03/07/2024	00026529 FOOD FOR GOOD THOUGHT INC	6,600.00	
A10100	V213260	03/07/2024	03/07/2024	00026538 OFFICER JOSH HOWARD	378.00	
A10100	V213262	03/07/2024	03/07/2024	00026631 JULIE A CASERTA	103.21	
A10100	V213264	03/07/2024	03/07/2024	00026804 FREDERICK JAMES NEUHAUSEL	28.79	
A10100	V213266	03/07/2024	03/07/2024	00026814 HAYLEIGH MARIE TOMEK	162.34	
A10100	V213267	03/07/2024	03/07/2024	00026865 RD HOLDER OIL CO. INC.	1,465.20	
A10100	V213270	03/07/2024	03/07/2024	00026915 TALIK'S TOOLS,LLC	384.25	
A10100	V213271	03/07/2024	03/07/2024	00027004 VRC COMPANIES LLC	691.83	
A10100	V213272	03/07/2024	03/07/2024	00027101 HILARY BROOKE MAKO	17.15	
A10100	V213273	03/07/2024	03/07/2024	00027119 CROWN CASTLE FIBER LLC	22,898.83	
A10100	V213275	03/07/2024	03/07/2024	00027330 WHITNEY MARIE WEADOCK	457.71	
A10100	V213276	03/07/2024	03/07/2024	00027355 WAMPLER TOOLS	163.00	
A10100	V213277	03/07/2024	03/07/2024	00027363 BATTERIES PLUS, LLC	12.20	
A10100	V213281	03/07/2024	03/07/2024	00027499 LEARNWELL	129.68	

SELECTION CRITERIA: transact.yr='24' and transact.period='9' and transact.gl_cash='A10100'

FUND/SCC - 0010000 - GENERAL FUND

CASH ACCT	CHECK NUMBER	DATE ISSUED	DATE CLEARED	VENDOR	CLEARED	OUTSTANDING
A10100	V213283	03/07/2024	03/07/2024	00027659 MATTHEW T FASKA	129.85	
A10100	V213284	03/07/2024	03/07/2024	00027671 TIMOTHY ROBIN VOIGT	100.00	
A10100	V213285	03/07/2024	03/07/2024	0002770 BROOKE E TENY	79.93	
A10100	V213288	03/07/2024	03/07/2024	00027784 PSI II LLC	2,700.00	
A10100	V213289	03/07/2024	03/07/2024	00027826 COMPLETE BUS & SPECIALTY	498.75	
A10100	V213291	03/07/2024	03/07/2024	00027869 CENTRAL OHIO WELDING CO.	78.00	
A10100	V213292	03/07/2024	03/07/2024	00027895 GABRIELLA BEJARANO	2,093.75	
A10100	V213294	03/07/2024	03/07/2024	00027927 CLAUDIA PATRICIA CALDERON	80.00	
A10100	V213295	03/07/2024	03/07/2024	00027929 HUDA NUMAN	85.00	
A10100	V213296	03/07/2024	03/07/2024	00027930 GLOBAL SERVICE PLUS LLC	220.00	
A10100	V213297	03/07/2024	03/07/2024	00027957 ACCO BRANDS USA LLC	637.91	
A10100	V213298	03/07/2024	03/07/2024	00028009 ALG CONSULTANT LLC	2,400.00	
A10100	V213299	03/07/2024	03/07/2024	00028018 CRUM AND PARSONS EXCAVATI	18,400.00	
A10100	V213300	03/07/2024	03/07/2024	00028049 SPIRAL INTERNATIONAL LLC	18,700.00	
A10100	V213301	03/07/2024	03/07/2024	00028072 SUSAN HEATHER CASH	97.64	
A10100	V213303	03/07/2024	03/07/2024	00028092 BSN SPORTS LLC	4,010.97	
A10100	V213304	03/07/2024	03/07/2024	00028104 KAILEY MARIE SMITH	14.67	
A10100	V213305	03/07/2024	03/07/2024	00028110 KRISTEN LYNN RIGSBY	37.46	
A10100	V213307	03/07/2024	03/07/2024	00028149 INSPIRA FINANCIAL HEALTH,	237.75	
A10100	V213314	03/07/2024	03/07/2024	0026015 SOLIANT HEALTH	2,542.00	
A10100	V213315	03/07/2024	03/07/2024	00809037 MICHELLE LYNN WALTON	210.00	
A10100	V213317	03/07/2024	03/07/2024	00809123 LAURA CORBIN PENZONE	120.00	
A10100	V213318	03/07/2024	03/07/2024	00809124 LORA KAY MCCONNELL	26.93	
A10100	V213348	03/14/2024	03/14/2024	00000762 HILLIARD LAWN AND GARDEN	21.30	
A10100	V213351	03/14/2024	03/14/2024	00002205 STEFFENS-SHULTZ INC.	1,958.24	
A10100	V213352	03/14/2024	03/14/2024	00003027 LOEB ELECTRIC	21.70	
A10100	V213355	03/14/2024	03/14/2024	00004266 COLUMBUS TEMP CONTROL	533.46	
A10100	V213356	03/14/2024	03/14/2024	00005532 I-SUPPLY	228.42	
A10100	V213357	03/14/2024	03/14/2024	00005572 UNITED ART & EDUCATION SU	91.06	
A10100	V213360	03/14/2024	03/14/2024	00006386 APPLE INC.	537.19	
A10100	V213361	03/14/2024	03/14/2024	00006978 CARDINAL BUS SALES & SERV	1,370.95	
A10100	V213363	03/14/2024	03/14/2024	00007596 DER DUTCHMAN RESTAURANT	2,205.03	
A10100	V213367	03/14/2024	03/14/2024	00009226 JOHNSTONE SUPPLY	734.60	
A10100	V213369	03/14/2024	03/14/2024	00009782 NASCO	617.00	
A10100	V213371	03/14/2024	03/14/2024	00011101 HILLIARD FLORAL DESIGN	249.95	
A10100	V213375	03/14/2024	03/14/2024	00011824 STAPLES BUSINESS ADVANTAG	1,281.85	
A10100	V213378	03/14/2024	03/14/2024	00014140 ARAMARK	91.80	
A10100	V213379	03/14/2024	03/14/2024	00014715 OSPA	567.00	
A10100	V213380	03/14/2024	03/14/2024	00017155 OFFICER CHARLES LUPI	360.00	
A10100	V213385	03/14/2024	03/14/2024	00019213 PXP OHIO	76.00	
A10100	V213386	03/14/2024	03/14/2024	00019504 OFFICE DEPOT BUSINESS SOL	582.49	
A10100	V213390	03/14/2024	03/14/2024	00020816 BCI	3,765.00	
A10100	V213392	03/14/2024	03/14/2024	00021736 BAILEY POTTERY EQUIPMENT	569.57	
A10100	V213394	03/14/2024	03/14/2024	00022266 BUCKEYE BRASS & WINDS	689.29	
A10100	V213395	03/14/2024	03/14/2024	00022295 B&H PHOTO VIDEO	475.17	
A10100	V213397	03/14/2024	03/14/2024	00022603 CARDINAL TRANSPORTATION	2,240.55	
A10100	V213398	03/14/2024	03/14/2024	00023168 JAMIE E LENNOX	133.39	
A10100	V213399	03/14/2024	03/14/2024	00023751 MODERN OFFICE METHODS	44.18	
A10100	V213400	03/14/2024	03/14/2024	00023825 ALLIED SOURCES	9,000.00	
A10100	V213401	03/14/2024	03/14/2024	00023871 KRISTINA SUZANNE CULP	108.23	
A10100	V213402	03/14/2024	03/14/2024	00023873 BRIDGEMAN ACADEMY	3,315.00	
A10100	V213404	03/14/2024	03/14/2024	00024129 CERDANT INC	67,380.60	
A10100	V213405	03/14/2024	03/14/2024	00024262 RUSH TRUCK CENTERS OF OHI	1,630.88	
A10100	V213407	03/14/2024	03/14/2024	00024639 LAURIE J HAWLEY	228.38	

POWERSCHOOL LLC
 DATE: 04/01/2024
 TIME: 13:34:25

HILLIARD CITY SCHOOL DISTRICT
 OUTSTANDING CHECKS

PAGE NUMBER: 9
 ACCTPA21
 ACCOUNTING PERIOD: 10/24

SELECTION CRITERIA: transact.yr='24' and transact.period='9' and transact.gl_cash='A10100'

FUND/SCC - 0010000 - GENERAL FUND

CASH ACCT	CHECK NUMBER	DATE ISSUED	DATE CLEARED	VENDOR	CLEARED	OUTSTANDING
A10100	V213411	03/14/2024	03/14/2024	00025216 CAPITAL DOOR SOLUTIONS I	2,463.80	
A10100	V213412	03/14/2024	03/14/2024	00025360 PROLINK HEALTHCARE LLC	10,390.07	
A10100	V213414	03/14/2024	03/14/2024	00025517 GREAT MINDS PBC	118.09	
A10100	V213415	03/14/2024	03/14/2024	00025706 DEBORAH BRALEY	125.00	
A10100	V213416	03/14/2024	03/14/2024	00025722 BUCKEYE CUSTOM SUPPLY LL	35.96	
A10100	V213418	03/14/2024	03/14/2024	00025822 CARA BEST CHRISTEN	220.00	
A10100	V213419	03/14/2024	03/14/2024	00025868 JOHNSON PLASTIC PLUS	644.18	
A10100	V213420	03/14/2024	03/14/2024	00026021 MANSFIELD OIL COMPANY	24,839.20	
A10100	V213424	03/14/2024	03/14/2024	00026273 LAUREN MICHELLE HALL	2,346.57	
A10100	V213425	03/14/2024	03/14/2024	00026416 SONYA L YOUNKIN	65.00	
A10100	V213426	03/14/2024	03/14/2024	00026454 AL-AMAN BOOKSTORE & PUBLI	6,328.85	
A10100	V213427	03/14/2024	03/14/2024	00026499 EXPRESS ELECTRIC LLC	948.00	
A10100	V213428	03/14/2024	03/14/2024	00026671 BRINKS INCORPORATED	1,306.68	
A10100	V213430	03/14/2024	03/14/2024	00026729 KENDALL ELECTRIC INC.	11,011.20	
A10100	V213431	03/14/2024	03/14/2024	00026808 WW NORTH AMERICA HOLDINGS	396.00	
A10100	V213432	03/14/2024	03/14/2024	00026832 OHIO HS WRESTLING COACHES	30.00	
A10100	V213433	03/14/2024	03/14/2024	00026865 RD HOLDER OIL CO. INC.	1,076.72	
A10100	V213436	03/14/2024	03/14/2024	00027106 HEGGERTY PHONEMIC AWARENE	192.24	
A10100	V213440	03/14/2024	03/14/2024	00027244 TROY FILTERS	84.00	
A10100	V213441	03/14/2024	03/14/2024	00027245 OFFICER MATTHEW HAYES	351.00	
A10100	V213442	03/14/2024	03/14/2024	00027330 WHITNEY MARIE WEADOCK	119.44	
A10100	V213443	03/14/2024	03/14/2024	00027355 WAMPLER TOOLS	320.10	
A10100	V213446	03/14/2024	03/14/2024	00027403 THE LEARNING SPECTRUM	4,730.00	
A10100	V213447	03/14/2024	03/14/2024	00027412 VANDALIA RENTAL	6,061.61	
A10100	V213450	03/14/2024	03/14/2024	00027511 LAGUNA CLAY COMPANY	449.22	
A10100	V213451	03/14/2024	03/14/2024	00027528 JILL ANN ABRAHAM	295.27	
A10100	V213454	03/14/2024	03/14/2024	00027657 BRIDGEWAY THERAPY CENTER	9,906.25	
A10100	V213457	03/14/2024	03/14/2024	00027794 BELLEFONTAINE CITY SCHOOL	390.00	
A10100	V213458	03/14/2024	03/14/2024	00027809 CURALINC HEALTHCARE	7,464.87	
A10100	V213459	03/14/2024	03/14/2024	00027826 COMPLETE BUS & SPECIALTY	826.88	
A10100	V213460	03/14/2024	03/14/2024	00027957 ACCO BRANDS USA LLC	216.48	
A10100	V213461	03/14/2024	03/14/2024	00027991 EMPOWER BEHAVIORAL HEALTH	20,073.05	
A10100	V213464	03/14/2024	03/14/2024	00028092 BSN SPORTS LLC	897.60	
A10100	V213471	03/14/2024	03/14/2024	0026015 SOLIANT HEALTH	7,972.00	
A10100	V213472	03/14/2024	03/14/2024	00809037 MICHELLE LYNN WALTON	79.79	
A10100	V213481	03/21/2024	03/21/2024	00000034 CAROLINA BIOLOGICAL SUPPL	1,972.45	
A10100	V213484	03/21/2024	03/21/2024	00000135 COLUMBUS CITY SCHOOLS	1,400.00	
A10100	V213488	03/21/2024	03/21/2024	00000762 HILLIARD LAWN AND GARDEN	763.28	
A10100	V213493	03/21/2024	03/21/2024	00004266 COLUMBUS TEMP CONTROL	10,450.08	
A10100	V213494	03/21/2024	03/21/2024	00004457 PICKAWAY COUNTY ESC	325.00	
A10100	V213496	03/21/2024	03/21/2024	00005423 GOPHER SPORT	400.88	
A10100	V213498	03/21/2024	03/21/2024	00006386 APPLE INC.	716.14	
A10100	V213500	03/21/2024	03/21/2024	00006978 CARDINAL BUS SALES & SERV	1,499.63	
A10100	V213501	03/21/2024	03/21/2024	00007256 THE OHIO CAPITAL CONFEREN	130.00	
A10100	V213502	03/21/2024	03/21/2024	00007929 MELINDA J MORDARSKI	25.00	
A10100	V213503	03/21/2024	03/21/2024	00008064 SCOTT SCRIVEN LLP	14,937.89	
A10100	V213505	03/21/2024	03/21/2024	00009150 ESC OF CENTRAL OHIO	36,821.66	
A10100	V213506	03/21/2024	03/21/2024	00009782 NASCO	1,341.73	
A10100	V213508	03/21/2024	03/21/2024	00010280 POWELL PRINTS	795.60	
A10100	V213509	03/21/2024	03/21/2024	00010960 JOYCE ANN BRICKLEY	25.00	
A10100	V213510	03/21/2024	03/21/2024	00011101 HILLIARD FLORAL DESIGN	87.95	
A10100	V213512	03/21/2024	03/21/2024	00011499 DEANA RENEE ADAMS	25.00	
A10100	V213514	03/21/2024	03/21/2024	00011527 TRISTAR TRANSPORTATION	12,553.62	
A10100	V213515	03/21/2024	03/21/2024	00011824 STAPLES BUSINESS ADVANTAG	351.95	

SELECTION CRITERIA: transact.yr='24' and transact.period='9' and transact.gl_cash='A10100'

FUND/SCC - 0010000 - GENERAL FUND

CASH ACCT	CHECK NUMBER	DATE ISSUED	DATE CLEARED	VENDOR	CLEARED	OUTSTANDING
A10100	V213517	03/21/2024	03/21/2024	00013991 RICH BOETTNER	60.00	
A10100	V213518	03/21/2024	03/21/2024	00014469 KIMBALL-MIDWEST	202.56	
A10100	V213519	03/21/2024	03/21/2024	00014949 CRAIG C VROOM	50.00	
A10100	V213520	03/21/2024	03/21/2024	00015874 ROY R WALKER	60.00	
A10100	V213521	03/21/2024	03/21/2024	00016252 GREGORY S HENNES	25.00	
A10100	V213522	03/21/2024	03/21/2024	00017449 KAYLA RENEE PINNICK	25.00	
A10100	V213523	03/21/2024	03/21/2024	00018659 SILCO FIRE PROTECTION	2,299.50	
A10100	V213524	03/21/2024	03/21/2024	00019504 OFFICE DEPOT BUSINESS SOL	767.99	
A10100	V213526	03/21/2024	03/21/2024	00019827 NATHAN ANDREW BOBEK	25.00	
A10100	V213527	03/21/2024	03/21/2024	00020058 CORI A KINDL	60.00	
A10100	V213530	03/21/2024	03/21/2024	00020745 US TOGETHER	1,421.57	
A10100	V213531	03/21/2024	03/21/2024	00020758 BLICK ART MATERIALS LLC	381.62	
A10100	V213535	03/21/2024	03/21/2024	00021816 ANITA KAHLE DALLUGE	25.00	
A10100	V213536	03/21/2024	03/21/2024	00021946 CATHY L REDDING	60.00	
A10100	V213537	03/21/2024	03/21/2024	00021949 DAVE HUSTON	60.00	
A10100	V213538	03/21/2024	03/21/2024	00021959 KEVIN LANDON	25.00	
A10100	V213540	03/21/2024	03/21/2024	00022194 CHRISTOPHER M LUDBAN	25.00	
A10100	V213541	03/21/2024	03/21/2024	00022266 BUCKEYE BRASS & WINDS	185.00	
A10100	V213542	03/21/2024	03/21/2024	00022427 SCOTT M SNYDER	25.00	
A10100	V213543	03/21/2024	03/21/2024	00022589 MICHAEL P ABRAHAM	60.00	
A10100	V213544	03/21/2024	03/21/2024	00022594 MICHAEL P MCDONOUGH	60.00	
A10100	V213545	03/21/2024	03/21/2024	00022603 CARDINAL TRANSPORTATION	2,205.75	
A10100	V213546	03/21/2024	03/21/2024	00023107 SHELLI D MILLER	25.00	
A10100	V213547	03/21/2024	03/21/2024	00023168 JAMIE E LENNOX	60.00	
A10100	V213548	03/21/2024	03/21/2024	00023189 ERIN DOOLEY	25.00	
A10100	V213549	03/21/2024	03/21/2024	00023204 AMY L CASE	25.00	
A10100	V213550	03/21/2024	03/21/2024	00023222 MARK D TREMAYNE	25.00	
A10100	V213551	03/21/2024	03/21/2024	00023265 XTEK PARTNERS	198.00	
A10100	V213552	03/21/2024	03/21/2024	00023397 STEPHANIE BORLAZA	25.00	
A10100	V213553	03/21/2024	03/21/2024	00023441 KEVIN M BUCHMAN	25.00	
A10100	V213554	03/21/2024	03/21/2024	00023574 MARK E POHLMAN	60.00	
A10100	V213555	03/21/2024	03/21/2024	00023587 JACOB A GRANTIER	25.00	
A10100	V213556	03/21/2024	03/21/2024	00023652 KATIE ROSE SALYER	25.00	
A10100	V213557	03/21/2024	03/21/2024	00023662 KURTZ BROS. CENTRAL OHIO	62.98	
A10100	V213558	03/21/2024	03/21/2024	00023825 ALLIED SOURCES	9,000.00	
A10100	V213559	03/21/2024	03/21/2024	00023875 MOLLY NOEL WALKER	25.00	
A10100	V213561	03/21/2024	03/21/2024	00024031 CINDY MARIE TESKE	25.00	
A10100	V213562	03/21/2024	03/21/2024	00024075 BRIAN CHARLES HART	25.00	
A10100	V213564	03/21/2024	03/21/2024	00024237 KEITH RABLEY	60.00	
A10100	V213565	03/21/2024	03/21/2024	00024238 ARCHIE ARMENTROUT	60.00	
A10100	V213566	03/21/2024	03/21/2024	00024419 HILARY P SLOAT	25.00	
A10100	V213567	03/21/2024	03/21/2024	00024433 HERBERT HIGGINBOTHAM JR.	25.00	
A10100	V213568	03/21/2024	03/21/2024	00024473 MATTHEW E SPARKS	25.00	
A10100	V213569	03/21/2024	03/21/2024	00024560 STACIE LYNN VANDEUSEN	60.00	
A10100	V213570	03/21/2024	03/21/2024	00024684 JONATHAN P WAY	25.00	
A10100	V213571	03/21/2024	03/21/2024	00024749 MATTHEW W TROMBITAS	25.00	
A10100	V213572	03/21/2024	03/21/2024	00024862 KATHERINE ANN HUETER	50.00	
A10100	V213573	03/21/2024	03/21/2024	00024937 STACY ELIZABETH CARTER	50.00	
A10100	V213574	03/21/2024	03/21/2024	00024950 E & H ACE HARDWARE GROUP	14.36	
A10100	V213575	03/21/2024	03/21/2024	00024983 MATTHEW LEE MIDDLETON	50.00	
A10100	V213576	03/21/2024	03/21/2024	00025000 R.E.M. COMMUNICATIONS INC	1,435.11	
A10100	V213578	03/21/2024	03/21/2024	00025176 CHRISTINA RENEE DAMERON	135.00	
A10100	V213579	03/21/2024	03/21/2024	00025270 K12 TECH REPAIRS COLUMBUS	4,240.00	
A10100	V213580	03/21/2024	03/21/2024	00025360 PROLINK HEALTHCARE LLC	9,525.50	

SELECTION CRITERIA: transact.yr='24' and transact.period='9' and transact.gl_cash='A10100'

FUND/SCC - 0010000 - GENERAL FUND

CASH ACCT	CHECK NUMBER	DATE ISSUED	DATE CLEARED	VENDOR	CLEARED	OUTSTANDING
A10100	V213582	03/21/2024	03/21/2024	00025469 RYAN YOUNG	60.00	
A10100	V213583	03/21/2024	03/21/2024	00025591 LEVEL 3 COMMUNICATIONS L	1,635.55	
A10100	V213584	03/21/2024	03/21/2024	00025645 KATHRYN LEE MILLER	25.00	
A10100	V213586	03/21/2024	03/21/2024	00025762 MELINDA BEVERLY COLBURN	25.00	
A10100	V213587	03/21/2024	03/21/2024	00025939 ADAM JAMES OLSHESKI	25.00	
A10100	V213588	03/21/2024	03/21/2024	00025996 JOEL MICHAEL ASSENHEIMER	50.00	
A10100	V213589	03/21/2024	03/21/2024	00025997 MATTHEW D ANDERSON	25.00	
A10100	V213590	03/21/2024	03/21/2024	00026021 MANSFIELD OIL COMPANY	24,628.76	
A10100	V213591	03/21/2024	03/21/2024	00026261 HOLLY ANNE MEISTER	25.00	
A10100	V213592	03/21/2024	03/21/2024	00026273 LAUREN MICHELLE HALL	25.00	
A10100	V213593	03/21/2024	03/21/2024	00026307 PLUNKETT'S PEST CONTROL	60.00	
A10100	V213594	03/21/2024	03/21/2024	00026321 KRISTEN NICHOLE CLAUSEN	25.00	
A10100	V213595	03/21/2024	03/21/2024	00026547 KRISTINA M SLATINSKY	594.48	
A10100	V213596	03/21/2024	03/21/2024	00026711 MONICA ROSE CAMPANA	25.00	
A10100	V213597	03/21/2024	03/21/2024	00026856 JEREMY L TAYLOR	60.00	
A10100	V213598	03/21/2024	03/21/2024	00026857 MICHAEL D THOMAS	60.00	
A10100	V213599	03/21/2024	03/21/2024	00026865 RD HOLDER OIL CO. INC.	1,573.62	
A10100	V213601	03/21/2024	03/21/2024	00027032 OLIVIA MICHELLE CONSTANTI	25.00	
A10100	V213602	03/21/2024	03/21/2024	00027098 WILLIAM C STARRETT	60.00	
A10100	V213604	03/21/2024	03/21/2024	00027173 95 PERCENT GROUP INC.	4,616.70	
A10100	V213605	03/21/2024	03/21/2024	00027295 WILLIAM D WARFIELD	50.00	
A10100	V213606	03/21/2024	03/21/2024	00027298 SABRA L QUALLS	25.00	
A10100	V213607	03/21/2024	03/21/2024	00027318 DAVID JUSTIN STEWART	100.00	
A10100	V213608	03/21/2024	03/21/2024	00027326 WHITNEY THAYER JECKAVITCH	25.00	
A10100	V213609	03/21/2024	03/21/2024	00027330 WHITNEY MARIE WEADOCK	137.53	
A10100	V213610	03/21/2024	03/21/2024	00027352 JOHN FRANKLIN RILEY	25.00	
A10100	V213611	03/21/2024	03/21/2024	00027363 BATTERIES PLUS, LLC	80.02	
A10100	V213612	03/21/2024	03/21/2024	00027412 VANDALIA RENTAL	159.00	
A10100	V213614	03/21/2024	03/21/2024	00027443 MONTANEZ INTERPRETING & T	325.00	
A10100	V213616	03/21/2024	03/21/2024	00027459 HERSH PACKING & RUBBER CO	154.77	
A10100	V213618	03/21/2024	03/21/2024	00027499 LEARNWELL	129.68	
A10100	V213620	03/21/2024	03/21/2024	00027528 JILL ANN ABRAHAM	60.00	
A10100	V213623	03/21/2024	03/21/2024	00027659 MATTHEW T FASKA	25.00	
A10100	V213624	03/21/2024	03/21/2024	00027660 JENNIFER N MOX	25.00	
A10100	V213626	03/21/2024	03/21/2024	00027763 GRIP SPRITZ LLC	161.86	
A10100	V213627	03/21/2024	03/21/2024	00027833 MARK ALLEN DUDGEON	60.00	
A10100	V213628	03/21/2024	03/21/2024	00027836 ASHLEY MARIE ROBERTS	30.00	
A10100	V213629	03/21/2024	03/21/2024	00027840 CHRISTOPHER M MAUL	30.00	
A10100	V213631	03/21/2024	03/21/2024	00027889 ANGELO JAMES CAPUTO	60.00	
A10100	V213632	03/21/2024	03/21/2024	00027899 MOSELEY ELEVATOR	330.00	
A10100	V213633	03/21/2024	03/21/2024	00027930 GLOBAL SERVICE PLUS LLC	60.00	
A10100	V213636	03/21/2024	03/21/2024	00028000 WILLIAM KENNETH RAGLAND I	50.00	
A10100	V213637	03/21/2024	03/21/2024	00028024 ANDREA M FOGT	182.64	
A10100	V213638	03/21/2024	03/21/2024	00028044 MELISSA NOELLE SWEARINGEN	100.00	
A10100	V213641	03/21/2024	03/21/2024	00028092 BSN SPORTS LLC	3,262.70	
A10100	V213642	03/21/2024	03/21/2024	00028150 VERDANTAS LLC	4,551.25	
A10100	V213677	03/28/2024	03/28/2024	00000034 CAROLINA BIOLOGICAL SUPPL	2,075.49	
A10100	V213683	03/28/2024	03/28/2024	00001539 COLUMBUS CLAY CO.	373.00	
A10100	V213685	03/28/2024	03/28/2024	00003027 LOEB ELECTRIC	338.50	
A10100	V213688	03/28/2024	03/28/2024	00004020 TOTAL TENNIS INC	440.00	
A10100	V213689	03/28/2024	03/28/2024	00004293 JONES SCHOOL SUPPLY	239.40	
A10100	V213690	03/28/2024	03/28/2024	00004457 PICKAWAY COUNTY ESC	85.00	
A10100	V213693	03/28/2024	03/28/2024	00005423 GOPHER SPORT	91.09	
A10100	V213694	03/28/2024	03/28/2024	00005532 I-SUPPLY	1,151.66	

SELECTION CRITERIA: transact.yr='24' and transact.period='9' and transact.gl_cash='A10100'

FUND/SCC - 0010000 - GENERAL FUND

CASH ACCT	CHECK NUMBER	DATE ISSUED	DATE CLEARED	VENDOR	CLEARED	OUTSTANDING
A10100	V213699	03/28/2024	03/28/2024	00006386 APPLE INC.	747.39	
A10100	V213700	03/28/2024	03/28/2024	00006839 FRAME & SPRING INC.	230.00	
A10100	V213701	03/28/2024	03/28/2024	00006978 CARDINAL BUS SALES & SERV	601.63	
A10100	V213703	03/28/2024	03/28/2024	00008549 STERLING PAPER CO.	35,349.00	
A10100	V213704	03/28/2024	03/28/2024	00009241 GARY AUSTIN FRATIANNNE	77.72	
A10100	V213705	03/28/2024	03/28/2024	00009971 SCOTSMAN MID-OHIO	216.07	
A10100	V213710	03/28/2024	03/28/2024	00011349 DEAF SERVICES CENTER INC	260.00	
A10100	V213712	03/28/2024	03/28/2024	00011616 STRAY DOG STRENGTH & DC F	42,473.84	
A10100	V213713	03/28/2024	03/28/2024	00011824 STAPLES BUSINESS ADVANTAG	231.55	
A10100	V213714	03/28/2024	03/28/2024	00013143 ARAMARK - LUNCHROOM SERVI	225.00	
A10100	V213716	03/28/2024	03/28/2024	00014140 ARAMARK	2,484.20	
A10100	V213718	03/28/2024	03/28/2024	00014883 SCHOOL PRIDE LIMITED	1,020.00	
A10100	V213722	03/28/2024	03/28/2024	00018587 BETI M BOSKOVSKA	110.00	
A10100	V213723	03/28/2024	03/28/2024	00019504 OFFICE DEPOT BUSINESS SOL	913.82	
A10100	V213726	03/28/2024	03/28/2024	00020816 BCI	8,130.00	
A10100	V213728	03/28/2024	03/28/2024	00021757 ROCK'S TRAILER SALES, INC	3,672.70	
A10100	V213730	03/28/2024	03/28/2024	00022200 ACCESS 2 INTERPRETERS	1,150.00	
A10100	V213731	03/28/2024	03/28/2024	00022266 BUCKEYE BRASS & WINDS	322.96	
A10100	V213732	03/28/2024	03/28/2024	00022295 B&H PHOTO VIDEO	7,508.53	
A10100	V213733	03/28/2024	03/28/2024	00023107 SHELLI D MILLER	65.04	
A10100	V213734	03/28/2024	03/28/2024	00023165 DAVID BANYOTS	77.08	
A10100	V213735	03/28/2024	03/28/2024	00023662 KURTZ BROS. CENTRAL OHIO	94.47	
A10100	V213736	03/28/2024	03/28/2024	00023751 MODERN OFFICE METHODS	4,127.75	
A10100	V213741	03/28/2024	03/28/2024	00024255 THOMAS L WOODFORD	141.30	
A10100	V213742	03/28/2024	03/28/2024	00024262 RUSH TRUCK CENTERS OF OHI	178.27	
A10100	V213743	03/28/2024	03/28/2024	00024479 SEDGWICK CLAIMS MANAGEMEN	3,136.50	
A10100	V213744	03/28/2024	03/28/2024	00024495 RIDDLE INVESTIGATIONS	1,700.00	
A10100	V213745	03/28/2024	03/28/2024	00024639 LAURIE J HAWLEY	50.78	
A10100	V213746	03/28/2024	03/28/2024	00024726 DEBBIE'S COSTUME SHOP LLC	1,125.00	
A10100	V213747	03/28/2024	03/28/2024	00025176 CHRISTINA RENEE DAMERON	300.00	
A10100	V213748	03/28/2024	03/28/2024	00025360 PROLINK HEALTHCARE LLC	9,178.21	
A10100	V213749	03/28/2024	03/28/2024	00025584 BROOKE CHRISTEN RAUSCH	44.49	
A10100	V213750	03/28/2024	03/28/2024	00025707 AMY L FISHER	595.20	
A10100	V213751	03/28/2024	03/28/2024	00025753 THINK CSC	7,959.88	
A10100	V213753	03/28/2024	03/28/2024	00025904 CROWN BATTERY MANUFACTURI	140.01	
A10100	V213754	03/28/2024	03/28/2024	00026187 LEARN BY DOING, INC.	930.00	
A10100	V213755	03/28/2024	03/28/2024	00026222 CHILDREN'S DYSLEXIA CENTE	11,970.00	
A10100	V213756	03/28/2024	03/28/2024	00026368 AMERESCO ASSET SUSTAINABI	16,306.00	
A10100	V213757	03/28/2024	03/28/2024	00026423 BEST ONE TIRE & SERVICE O	288.00	
A10100	V213758	03/28/2024	03/28/2024	00026714 DANA M SCHULTZ	31.36	
A10100	V213760	03/28/2024	03/28/2024	00026865 RD HOLDER OIL CO. INC.	1,435.68	
A10100	V213763	03/28/2024	03/28/2024	00026974 CHAD MARCUS JOHNSON	145.12	
A10100	V213766	03/28/2024	03/28/2024	00027211 HIDDEN CREEK LANDSCAPING,	1,023.22	
A10100	V213767	03/28/2024	03/28/2024	00027224 MARATHON HEALTH, LLC	87,234.97	
A10100	V213768	03/28/2024	03/28/2024	00027244 TROY FILTERS	802.54	
A10100	V213769	03/28/2024	03/28/2024	00027363 BATTERIES PLUS, LLC	40.96	
A10100	V213770	03/28/2024	03/28/2024	00027443 MONTANEZ INTERPRETING & T	392.50	
A10100	V213774	03/28/2024	03/28/2024	00027587 NADIA L EL-YOUSSEPH	51.25	
A10100	V213777	03/28/2024	03/28/2024	00027754 CAROLINE CORRINNE WITHERS	37.96	
A10100	V213778	03/28/2024	03/28/2024	00027785 CITY ELECTRIC SUPPLY COMP	332.10	
A10100	V213779	03/28/2024	03/28/2024	00027927 CLAUDIA PATRICIA CALDERON	160.00	
A10100	V213780	03/28/2024	03/28/2024	00027930 GLOBAL SERVICE PLUS LLC	40.00	
A10100	V213781	03/28/2024	03/28/2024	00028009 ALG CONSULTANT LLC	3,200.00	
A10100	V213784	03/28/2024	03/28/2024	00028092 BSN SPORTS LLC	510.00	

POWERSCHOOL LLC
 DATE: 04/01/2024
 TIME: 13:34:25

HILLIARD CITY SCHOOL DISTRICT
 OUTSTANDING CHECKS

PAGE NUMBER: 13
 ACCTPA21
 ACCOUNTING PERIOD: 10/24

SELECTION CRITERIA: transact.yr='24' and transact.period='9' and transact.gl_cash='A10100'

FUND/SCC - 0010000 - GENERAL FUND

CASH ACCT	CHECK NUMBER	DATE ISSUED	DATE CLEARED	-----VENDOR-----	CLEARED	OUTSTANDING
A10100	V213785	03/28/2024	03/28/2024	00028110 KRISTEN LYNN RIGSBY	50.76	
A10100	V213786	03/28/2024	03/28/2024	00028134 FAITH VIRGINIA MEADS	246.53	
A10100	V213787	03/28/2024	03/28/2024	00028135 PRESSWORKS HOLDINGS LLC	855.00	
A10100	V213788	03/28/2024	03/28/2024	00028176 UBERDATA NETWORKS LLC	9,758.48	
A10100	V213790	03/28/2024	03/28/2024	00028191 STAGEHANDS INTERPRETING S	500.00	
A10100	V213791	03/28/2024	03/28/2024	00028200 WENDY RAE MCKAY	61.42	
A10100	V213792	03/28/2024	03/28/2024	00028202 ERIKA JO GORDON	12.06	
A10100	V213793	03/28/2024	03/28/2024	0026015 SOLIANT HEALTH	4,448.00	
TOTAL CASH ACCOUNT					7,106,944.35	259,078.81
TOTAL FUND					7,106,944.35	259,078.81
TOTAL REPORT					7,106,944.35	259,078.81