





# QUALITY PROFILE STATUS REPORT

## QUALITY PROFILE 2018-2019

### STATUS UPDATE KEY

-  COMPLETED
-  OPERATIONAL
-  SIGNIFICANT PROGRESS
-  STEADY PROGRESS
-  SOME PROGRESS



## Academics



1 Year of student growth per grade level in STAR Math and STAR Reading, from fall to spring

- » Students in grades 2-8 showed a year's worth of growth



Increase average ACT score from state-administered tests

- » 20.64 - 17-18 juniors state administered average
- » 20.83 - 18-19 juniors state administered average



## Interests



See 10% increase in student logins to Naviance in grades 6-12

- » 40% increase in Naviance logins in grades 6-12
- » Naviance was used by teachers in many subject areas to help students understand how it could be used to plan their after high school path



Create opportunities for the Business Advisory Council and Community Business Leaders to share career options in grades K-8

- » Continued to offer elementary students the opportunity to participate in Biz Town
- » Worked with Cardinal Health to provide STEM opportunities for 5th-grade students
- » Partnered with The Ohio State University School of Pharmacy to teach students about medication safety and had Pharmacists share their career paths



## Mindset



Show an increase in our "Sense of Belonging" score as measured through Panorama from the Fall to Spring assessments

- » Overall decrease of 2% in grades 3-5 and 1% decrease in overall 6-12 "Sense of Belonging" scores
- » 51% of the students with the lowest "Sense of Belonging", in grades 3-12, increased their "Sense of Belonging" scores from fall to spring
- » 2% increase in their social connection with adults in grades 6-12

*Ready for  
Tomorrow*



## Well Being



Increase Peer to Peer awareness and participation by 10% across grades 7-12

- » Implemented Hope Squad in January of 2019
- » Implemented Hope Week, entire student body awareness event
- » Put “You Are Never Alone” magnets on all student lockers — providing helpline numbers.
- » Hope Squad brought awareness to Mental Health Awareness month
- » Over 800 students treated by a mobile dentist
- » Two immunization clinics were provided in the month of May



## Finances



Hold eight neighborhood meetings to engage in active discussions regarding an earned income tax

- » During ten public meetings, the Superintendent and Treasurer met with over 100 community members to discuss district finances and the difference between earned income tax and property taxes



Conduct a scientific poll of our District voters to gather data surrounding finance options in preparing for a levy issue in 2020

- » The District partnered with Paul Fallon to survey voters regarding school finances and the overall health of the District
- » Survey results indicate that 84.9% of the community rates the quality of education provided by the District as very good or good — 64.7% believe the District is spending taxpayer dollars in an effective and responsible manner



## Partnerships



See a 10% increase in student mentorships, internships, and College Credit Plus participation

- » 12% increase in mentorships and internships
- » The District partnered with Worthington Industries to provide students with paid internships and full-time job offers once they graduated
- » 21% increase in the participation rate of College Credit Plus
- » College counselors were more intentional when working with students and parents about the opportunities to take college credits—this included more one on one meetings and parent workshops

*Ready for Tomorrow*