

HILLIARD CITY SCHOOL DISTRICT



Monthly Financial Report

October 2017

Brian W. Wilson, Treasurer/C.F.O.

Hilliard City School District

General Fund

End of Month as Compared to One Year Prior
October 31, 2017

| | October 2017 Summary | October 2016 Summary | Variance |
|-------------------|---------------------------------|---------------------------------|-------------------|
| Beginning Balance | 83,751,139 | 71,728,558 | 12,022,581 |
| Revenue | 5,350,666 | 5,098,948 | 251,718 |
| Expenditures | 15,146,477 | 14,446,736 | 699,741 |
| Ending Balance | <u>73,955,328</u> | <u>62,380,770</u> | <u>11,574,558</u> |

Hilliard City School District
 General Fund Budget Comparison
 As of October 31, 2017

| | FY2018 Budget + Carryover Encum. | FYTD Expenditures | % Expended | PFYTD Expenditures | % change from PFYTD |
|---------------------------|---|------------------------------|-----------------------|-------------------------------|--------------------------------|
| Personal services | \$ 116,967,330 | 37,859,665 | 32% | 36,237,294 | 4.5% |
| Fringe benefits | 44,388,106 | 13,753,572 | 31% | 13,230,088 | 4.0% |
| Purchased services | 19,623,055 | 5,907,968 | 30% | 5,762,943 | 2.5% |
| Supplies and Materials | 4,890,085 | 1,021,403 | 21% | 1,381,221 | -26.1% |
| Capital outlay | 506,609 | 171,809 | 34% | 51,409 | 234.2% |
| Other | 4,284,108 | 1,024,362 | 24% | 1,173,920 | -12.7% |
| Total General Fund | \$ 190,659,293 | 59,738,779 | 31% | 57,836,875 | 3.3% |

Hilliard City School District

General Fund Revenue

End of Month as Compared to One Year Prior
October 31, 2017

| <i>Revenue Source</i> | October 2017 Revenue | October 2016 Revenue | Variance |
|---|-------------------------|-------------------------|----------------|
| Real Estate Taxes | 0 | 0 | 0 |
| Personal Tangible Taxes | 0 | 0 | 0 |
| Other Local Taxes (Manufactured Home Tax, Estate Tax, etc) | 0 | 0 | 0 |
| Unrestricted Grants-in-Aid (State Foundation & Subsidies, Medicare in Schools Program) | 4,950,825 | 4,238,859 | 711,966 |
| Restricted Grants-in-Aid (Poverty Based Assistance, Vocational Funding; E-Rate; QSCB credit) | 46,595 | 46,086 | 509 |
| Homestead/Rollback, Public Utility Dereg. | 0 | 20,825 | -20,825 |
| Other Operating Revenue (Tuition, Class Fees, Bldg Rentals, Interest, Sale of Assets, etc.) | 353,200 | 791,826 | -438,626 |
| Other Financial Sources (Refund of PY Expenditure) | 46 | 1,352 | -1,306 |
| Transfers / Advances | 0 | 0 | 0 |
| Totals | 5,350,666 | 5,098,948 | 251,718 |

Hilliard City School District

General Fund Budget

End of Month as Compared to One Year Prior
October 31, 2017

| <i>Expenditure Area</i> | October 2017 Expenditures | October 2016 Expenditures | Variance |
|-------------------------|------------------------------|------------------------------|----------------|
| Salaries & Wages | 9,584,101 | 9,181,067 | 403,034 |
| Fringe Benefits | 3,581,522 | 3,314,975 | 266,547 |
| Total | 13,165,623 | 12,496,042 | 669,581 |
| Purchased Services | 1,541,157 | 1,574,907 | -33,750 |
| Supplies & Materials | 346,735 | 275,506 | 71,229 |
| Capital Outlay | 24,811 | 0 | 24,811 |
| Other Objects | 68,151 | 100,281 | -32,130 |
| Transfers & Advances | 0 | 0 | 0 |
| Totals | 1,980,854 | 1,950,694 | 30,160 |
| Grand Total | 15,146,477 | 14,446,736 | 699,741 |

Hilliard City School District
 Appropriations for the Month Ending October 31, 2017

| | Appropriation | Approved Advances | Prior FY Encumbrance | FYTD Expendable | FYTD Expenditures | Encumbrances | Unencumbered Balance | Unencumbered Percent |
|---|----------------------|-------------------|----------------------|--------------------|-------------------|-------------------|----------------------|----------------------|
| 001 - GENERAL FUND | \$ 189,239,956 | - | 1,419,337 | 190,659,293 | 59,738,779 | 8,520,193 | 122,400,321 | 64% |
| 002 - BOND RETIREMENT | 19,255,000 | - | - | 19,255,000 | 102,660 | 16,277,796 | 2,874,544 | 15% |
| 003 - PERMANENT IMPROVEMENT | 4,700,000 | - | 1,798,445 | 6,498,445 | 2,998,948 | 1,327,076 | 2,172,421 | 33% |
| 004 - BUILDING FUND | 7,000,000 | - | 28,767,369 | 35,767,369 | 11,930,126 | 16,858,201 | 6,979,042 | 20% |
| 006 - FOOD SERVICE | 5,825,000 | - | 8,190 | 5,833,190 | 1,040,567 | 4,319,458 | 473,165 | 8% |
| 007 - SPECIAL TRUST | 80,300 | - | - | 80,300 | 10,296 | 20,264 | 49,740 | 62% |
| 011 - ROTARY - SPECIAL SERVICES | 3,080,275 | - | 3,000 | 3,083,275 | 1,222,763 | 287,985 | 1,572,527 | 51% |
| 018 - PUBLIC SCHOOL SUPPORT | 623,560 | - | 28,732 | 652,292 | 115,161 | 116,444 | 420,687 | 64% |
| 019 - OTHER GRANT | 15,000 | - | - | 15,000 | 10,113 | 385 | 4,502 | 30% |
| 024 - EMPLOYEE BENEFITS SELF-INSURANCE | 29,922,500 | - | 258,857 | 30,181,357 | 10,844,407 | 12,492,484 | 6,844,466 | 23% |
| 300 - DISTRICT MANAGED STUDENT ACTIVITY | 1,210,000 | - | 15,489 | 1,225,489 | 320,166 | 156,131 | 749,192 | 61% |
| 401 - AUXILLIARY SERVICES | 710,473 | - | 109,404 | 819,877 | 251,855 | 73,261 | 494,761 | 60% |
| 451 - DATA COMMUNICATION | 39,600 | - | - | 39,600 | - | - | 39,600 | 100% |
| 516 - IDEA PART-B GRANT | 2,982,126 | - | - | 2,982,126 | 916,467 | 118,370 | 1,947,289 | 65% |
| 551 - LIMITED ENGLISH PROFICIENCY | 227,730 | - | - | 227,730 | 72,400 | 6 | 155,324 | 68% |
| 572 - TITLE I | 1,437,829 | - | 16,769 | 1,454,598 | 437,224 | 26,451 | 990,923 | 68% |
| 587 - EARLY CHILDHOOD SPECIAL EDUCATION GRANT | 58,500 | - | - | 58,500 | 15,147 | 1 | 43,352 | 74% |
| 590 - TITLE II-A IMPROVING TEACHER QUALITY | 274,500 | - | - | 274,500 | 97,202 | 8,908 | 168,390 | 61% |
| 599 - MISCELLANEOUS FEDERAL GRANTS | 400,000 | - | - | 400,000 | 12,735 | 25,869 | 361,396 | 90% |
| | \$267,082,349 | - | 32,425,592 | 299,507,941 | 90,137,016 | 60,629,283 | 148,741,642 | 50% |

**Hilliard City School District
 Appropriations Compared to Resources
 as of October 31, 2017**

| | Unencumbered Balance July 1, 2017 | Estimated Resources | Total Available Balances | Appropriations and Advances | Available or Over Appropriation |
|---|--|--------------------------------|-------------------------------------|--|--|
| 001 - GENERAL FUND | \$ 46,851,206 | 196,295,000 | 243,146,206 | 189,239,956 | 53,906,250 |
| 002 - BOND RETIREMENT | 13,903,152 | 18,609,982 | 32,513,134 | 19,255,000 | 13,258,134 |
| 003 - PERMANENT IMPROVEMENT | 877,066 | 4,910,451 | 5,787,517 | 4,700,000 | 1,087,517 |
| 004 - BUILDING FUND | 15,097,378 | 150,000 | 15,247,378 | 7,000,000 | 8,247,378 |
| 006 - FOOD SERVICE | 2,706,169 | 5,411,000 | 8,117,169 | 5,825,000 | 2,292,169 |
| 007 - SPECIAL TRUST | 169,204 | 55,000 | 224,204 | 80,300 | 143,904 |
| 011 - ROTARY - SPECIAL SERVICES | 2,191,207 | 3,000,500 | 5,191,707 | 3,080,275 | 2,111,432 |
| 018 - PUBLIC SCHOOL SUPPORT | 597,055 | 477,000 | 1,074,055 | 623,560 | 450,495 |
| 019 - OTHER GRANT | 34,364 | 7,500 | 41,864 | 15,000 | 26,864 |
| 022 - STRS/SEC 125/VISION ADMIN | (41,588) | 14,800,000 | 14,758,412 | N/A | |
| 024 - EMPLOYEE BENEFITS SELF-INSURANCE | 6,077,270 | 29,395,000 | 35,472,270 | 29,922,500 | 5,549,770 |
| 031 - UNDERGROUND STORAGE TANKS | 11,000 | - | 11,000 | - | 11,000 |
| 200 - STUDENT MANAGED ACTIVITY | 464,776 | 350,000 | 814,776 | N/A | |
| 300 - DISTRICT MANAGED STUDENT ACTIVITY | 761,156 | 900,000 | 1,661,156 | 1,210,000 | 451,156 |
| 401 - AUXILLIARY SERVICES | 36,000 | 707,000 | 743,000 | 710,473 | 32,527 |
| 451 - DATA COMMUNICATION | - | 39,600 | 39,600 | 39,600 | - |

**Hilliard City School District
 Appropriations Compared to Resources
 as of October 31, 2017**

| | Unencumbered Balance July 1, 2017 | Estimated Resources | Total Available Balances | Appropriations and Advances | Available or Over Appropriation |
|---|--|--------------------------------|-------------------------------------|--|--|
| 499 - MISCELLANEOUS STATE GRANT | - | 5,000 | 5,000 | - | 5,000 |
| 516 - IDEA PART-B GRANT | (6,077) | 3,000,000 | 2,993,923 | 2,982,126 | 11,797 |
| 551 - LIMITED ENGLISH PROFICIENCY | 1,717 | 227,000 | 228,717 | 227,730 | 987 |
| 572 - TITLE I | (18,855) | 1,460,000 | 1,441,145 | 1,437,829 | 3,316 |
| 587 - EARLY CHILDHOOD SPECIAL EDUCATION GRANT | 2 | 58,500 | 58,502 | 58,500 | 2 |
| 590 - TITLE II-A IMPROVING TEACHER QUALITY | (131) | 275,000 | 274,869 | 274,500 | 369 |
| 599 - MISCELLANEOUS FEDERAL GRANTS | (7,884) | 442,884 | 435,000 | 400,000 | 35,000 |
| TOTAL ALL FUNDS | \$89,704,187 | 280,576,418 | 370,280,605 | 267,082,349 | 87,625,068 |

**Hilliard City School District
Bank Reconciliation
October 31, 2017**

| Description | Beg. Bal. | Receipts | Disburse | End. Bal. |
|---|-----------------------|----------------------|----------------------|-----------------------|
| Huntington Bank - General Account | 10,489,242.95 | 19,299,517.25 | 17,361,260.51 | 12,427,499.69 |
| Huntington Bank - Cafeteria Account | - | 369,776.33 | 369,776.33 | - |
| Huntington Bank - Self Insurance | - | 2,128,636.17 | 2,128,636.17 | - |
| Huntington Bank - Student Fees | - | 37,810.66 | 37,810.66 | - |
| Huntington Bank - Workers Comp Self Ins | - | 482.81 | 482.81 | - |
| Huntington Bank - Dental Self Ins | - | 137,789.16 | 137,789.16 | - |
| Huntington Bank - Flex Spending | - | 36,621.28 | 36,621.28 | - |
| Investment Portfolio: | - | - | - | - |
| STAROhio - General | 49,337,724.88 | 44,668.31 | 10,000,000.00 | 39,382,393.19 |
| PNC MMA Savings | 7,897,463.59 | 95,323.50 | 1,312,083.00 | 6,680,704.09 |
| PNC Safekeeping (Comm Paper/Coupon) | 50,065,810.77 | 2,305,000.00 | 993,000.00 | 51,377,810.77 |
| Tristate Capital Bank - CDARS | 1,500,000.00 | - | 1,500,000.00 | - |
| | - | - | - | - |
| | - | - | - | - |
| Less O/S checks prior month | (455,651.91) | - | (455,651.91) | - |
| Add: O/S checks current month | - | - | 84,755.48 | (84,755.48) |
| | - | - | - | - |
| Petty Cash Accounts: | 1,000.00 | - | - | 1,000.00 |
| Arbiter Pay - Petty Cash Account | 54,119.50 | 20,000.00 | 53,022.08 | 21,097.42 |
| | - | - | - | - |
| | - | - | - | - |
| October Variances | - | - | - | - |
| LocalLevel Dep, Boosters, not HCSD | - | (1,730.20) | - | (1,730.20) |
| Visa Receipts, bank Oct, books Nov | - | (300.00) | - | (300.00) |
| ACH Check, books Oct, bank Nov | - | - | 3,206.77 | (3,206.77) |
| | - | - | - | - |
| September Variances | - | - | - | - |
| SERS Remittance, books Sept, bank Oct | (129,192.16) | - | (129,192.16) | - |
| SERS p/u Remittance, books Sept, bank Oct | (11,291.52) | - | (11,291.52) | - |
| Visa Receipts, books Sept, bank Oct | 2,594.50 | (2,594.50) | - | - |
| Return Dep Items, bank Sept, books Oct | 280.00 | - | 280.00 | - |
| Void MemoChk, void in pd4 | (3,288.06) | - | (3,288.06) | - |
| | - | - | - | - |
| Unreconciled Difference | (507.90) | 507.90 | - | - |
| | - | - | - | - |
| | - | - | - | - |
| | - | - | - | - |
| BANK TOTALS | 118,748,304.64 | 24,471,508.67 | 33,419,300.60 | 109,800,512.71 |
| BOOK TOTALS | 118,748,304.64 | 10,945,879.91 | 19,893,671.84 | 109,800,512.71 |

Hilliard City School District
Investment Report
As of October 31, 2017

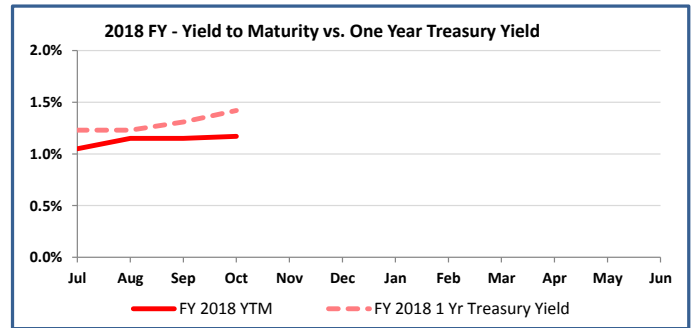
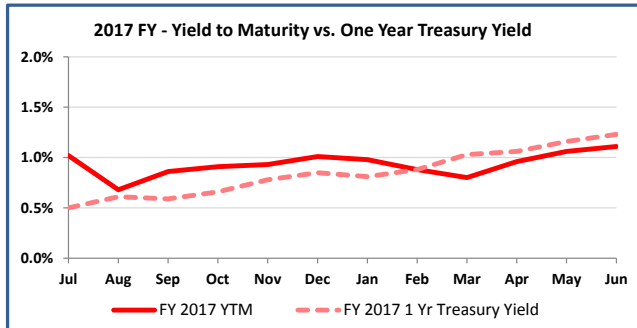
| Issuer | Security Type | Location | Yield To Maturity | Settlement Date | Maturity Date | Purchase Price | Par | Days held | Length of Security |
|-----------------------------------|----------------------|----------|-------------------|-----------------|---------------|----------------|------------|-----------|--------------------|
| Huntington Bank | Checking | n/a | 0.00% | 10/31/17 | 11/01/17 | 12,427,500 | 12,427,500 | 1.00 | 1.00 |
| PNC Bank | Money Market Account | n/a | 0.25% | 10/31/17 | 11/01/17 | 6,680,704 | 6,680,704 | 1.00 | 1.00 |
| StarOhio | Money Market | n/a | 1.24% | 10/31/17 | 11/01/17 | 39,382,393 | 39,382,393 | 1.00 | 1.00 |
| Commercial Paper | Commercial Paper | PNC | 1.28% | 08/11/17 | 11/14/17 | 4,983,111 | 5,000,000 | 82.00 | 95.00 |
| Commercial Paper | Commercial Paper | PNC | 1.27% | 08/14/17 | 11/14/17 | 2,990,263 | 3,000,000 | 79.00 | 92.00 |
| Commercial Paper | Commercial Paper | PNC | 1.28% | 08/14/17 | 11/14/17 | 996,729 | 1,000,000 | 79.00 | 92.00 |
| Commercial Paper | Commercial Paper | PNC | 1.35% | 08/11/17 | 11/16/17 | 996,363 | 1,000,000 | 82.00 | 97.00 |
| Commercial Paper | Commercial Paper | PNC | 1.41% | 08/11/17 | 12/11/17 | 4,976,278 | 5,000,000 | 82.00 | 122.00 |
| Commercial Paper | Commercial Paper | PNC | 1.35% | 08/11/17 | 12/22/17 | 4,975,247 | 5,000,000 | 82.00 | 133.00 |
| CD-Brkrd - Fifth Third Bank | Coupon 1.200% | PNC | 1.20% | 02/05/16 | 02/02/18 | 248,000 | 248,000 | 635.00 | 728.00 |
| Commercial Paper | Coupon 1.527% | PNC | 1.53% | 09/08/17 | 06/01/18 | 741,632 | 750,000 | 54.00 | 266.00 |
| Federal National Mortgage Assoc | Coupon 1.250% | PNC | 1.25% | 09/28/15 | 09/25/18 | 930,000 | 930,000 | 765.00 | 1,093.00 |
| CD-Brkrd - Ally Bank | Coupon 1.600% | PNC | 1.60% | 10/15/15 | 10/15/18 | 248,000 | 248,000 | 748.00 | 1,096.00 |
| Federal National Mortgage Assoc | Coupon 1.250% | PNC | 1.25% | 02/26/16 | 02/26/19 | 1,000,000 | 1,000,000 | 614.00 | 1,096.00 |
| Federal National Mortgage Assoc | Coupon 1.270% | PNC | 1.27% | 02/26/16 | 02/26/19 | 1,000,000 | 1,000,000 | 614.00 | 1,096.00 |
| Federal National Mortgage Assoc | Coupon 1.300% | PNC | 1.30% | 03/11/16 | 03/15/19 | 1,000,000 | 1,000,000 | 600.00 | 1,099.00 |
| Federal Home Loan Mortgage Corp | Coupon 1.300% | PNC | 1.30% | 05/31/16 | 05/24/19 | 800,000 | 800,000 | 519.00 | 1,088.00 |
| CD-Brkrd - Financial Northeast Co | Coupon 1.300% | PNC | 1.30% | 05/26/16 | 05/28/19 | 200,000 | 200,000 | 524.00 | 1,097.00 |
| Federal National Mortgage Assoc | Coupon 1.250% | PNC | 1.25% | 06/28/16 | 06/28/19 | 500,000 | 500,000 | 491.00 | 1,095.00 |
| Federal National Mortgage Assoc | Coupon 1.270% | PNC | 1.27% | 07/11/16 | 07/11/19 | 500,000 | 500,000 | 478.00 | 1,095.00 |
| Federal Home Loan Mortgage Corp | Coupon 1.300% | PNC | 1.30% | 09/20/16 | 09/20/19 | 775,000 | 775,000 | 407.00 | 1,095.00 |
| Federal Home Loan Mortgage Corp | Coupon 1.300% | PNC | 1.30% | 10/18/16 | 10/18/19 | 775,000 | 775,000 | 379.00 | 1,095.00 |
| Federal Home Loan Bank | Coupon 1.500% | PNC | 1.50% | 02/22/16 | 02/10/20 | 500,000 | 500,000 | 618.00 | 1,449.00 |
| Federal Home Loan Mortgage Corp | Coupon 1.800% | PNC | 1.80% | 04/13/17 | 04/13/20 | 2,305,000 | 2,305,000 | 202.00 | 1,096.00 |
| Federal Home Loan Mortgage Corp | Coupon 1.500% | PNC | 1.50% | 05/26/16 | 05/26/20 | 1,000,000 | 1,000,000 | 524.00 | 1,461.00 |
| Federal National Mortgage Assoc | Coupon 1.550% | PNC | 1.55% | 05/27/16 | 05/28/20 | 750,000 | 750,000 | 523.00 | 1,462.00 |
| Federal National Mortgage Assoc | Coupon 1.450% | PNC | 1.45% | 07/28/16 | 07/28/20 | 500,000 | 500,000 | 461.00 | 1,461.00 |
| Federal Home Loan Mortgage Corp | Coupon 1.500% | PNC | 1.50% | 09/08/16 | 09/08/20 | 2,000,000 | 2,000,000 | 419.00 | 1,461.00 |
| Federal National Mortgage Assoc | Coupon 1.500% | PNC | 1.50% | 09/30/16 | 09/30/20 | 1,500,000 | 1,500,000 | 397.00 | 1,461.00 |
| Federal Home Loan Mortgage Corp | Coupon 1.500% | PNC | 1.50% | 09/30/16 | 09/30/20 | 2,500,000 | 2,500,000 | 397.00 | 1,461.00 |
| CD-Brkrd - Comenity Capital Bank | Coupon 2.000% | PNC | 2.00% | 10/13/15 | 10/13/20 | 247,000 | 247,000 | 750.00 | 1,827.00 |
| CD-Brkrd - American Exp Cent Bank | Coupon 2.200% | PNC | 2.20% | 10/14/15 | 10/14/20 | 247,000 | 247,000 | 749.00 | 1,827.00 |
| CD-Brkrd - Goldman Sachs Bank | Coupon 2.200% | PNC | 2.20% | 10/14/15 | 10/14/20 | 247,000 | 247,000 | 749.00 | 1,827.00 |
| CD-Brkrd - Capital One NA | Coupon 2.200% | PNC | 2.20% | 10/15/15 | 10/15/20 | 247,000 | 247,000 | 748.00 | 1,827.00 |
| CD-Brkrd - Discover Bank | Coupon 2.150% | PNC | 2.15% | 10/15/15 | 10/15/20 | 247,000 | 247,000 | 748.00 | 1,827.00 |
| CD-Brkrd - Capital One Bank NA | Coupon 2.200% | PNC | 2.20% | 10/15/15 | 10/15/20 | 247,000 | 247,000 | 748.00 | 1,827.00 |
| Federal Home Loan Mortgage Corp | Coupon 1.500% | PNC | 1.50% | 10/19/16 | 10/19/20 | 1,500,000 | 1,500,000 | 378.00 | 1,461.00 |
| Federal National Mortgage Assoc | Coupon 1.500% | PNC | 1.50% | 10/28/16 | 10/28/20 | 825,000 | 825,000 | 369.00 | 1,461.00 |
| CD-Brkrd - Sallie Mae Bank | Coupon 2.200% | PNC | 2.20% | 11/04/15 | 11/04/20 | 247,000 | 247,000 | 728.00 | 1,827.00 |
| Federal National Mortgage Assoc | Coupon 1.800% | PNC | 1.80% | 06/02/16 | 06/02/21 | 1,500,000 | 1,500,000 | 517.00 | 1,826.00 |
| Federal National Mortgage Assoc | Coupon 2.060% | PNC | 2.06% | 10/30/17 | 10/29/21 | 1,000,000 | 1,000,000 | 2.00 | 1,460.00 |
| Federal Home Loan Mortgage Corp | Coupon 2.000% | PNC | 2.00% | 11/30/16 | 11/24/21 | 1,080,000 | 1,080,000 | 336.00 | 1,820.00 |
| Federal Home Loan Mortgage Corp | Coupon 2.100% | PNC | 2.10% | 06/29/17 | 06/29/22 | 230,711 | 231,000 | 125.00 | 1,826.00 |
| Federal Home Loan Mortgage Corp | Coupon 2.100% | PNC | 2.10% | 06/29/17 | 06/29/22 | 1,520,478 | 1,522,000 | 125.00 | 1,826.00 |
| CD-Brkrd - HSBC Bank | Coupon 2.300% | PNC | 2.30% | 07/14/17 | 07/14/22 | 247,000 | 247,000 | 110.00 | 1,826.00 |
| Federal Home Loan Bank | Coupon 2.000% | PNC | 2.00% | 09/07/17 | 09/19/22 | 750,000 | 750,000 | 55.00 | 1,838.00 |
| Federal Home Loan Mortgage Corp | Coupon 2.280% | PNC | 2.28% | 10/30/17 | 10/26/22 | 1,305,000 | 1,305,000 | 2.00 | 1,822.00 |

Total Portfolio

\$ 109,868,409 109,960,597 385.04 1,168.94

| | Total | % |
|-------------------------|-----------------------|----------------|
| Bank Accounts | \$ 19,108,204 | 17.39% |
| Certificates of Deposit | 2,672,000 | 2.43% |
| Commercial Paper | 20,659,623 | 18.80% |
| Agencies | 28,046,189 | 25.53% |
| Treasuries | - | 0.00% |
| StarOhio | 39,382,393 | 35.85% |
| Total Portfolio | \$ 109,868,409 | 100.00% |

| | |
|------------------------------|-------------|
| Monthly Interest | \$ 144,545 |
| Total Interest Year To Date | \$ 413,244 |
| Weighted Avg Yld to Maturity | 1.17% |
| Weighted Average Maturity | 294.71 Days |



SELECTION CRITERIA: transact.yr='18' and transact.period='4' and transact.fund<>'0049006'

FUND/SCC - 0010000 - GENERAL FUND

| CASH ACCT | CHECK NUMBER | DATE ISSUED | DATE CLEARED | VENDOR | CLEARED | OUTSTANDING |
|-----------|--------------|-------------|--------------|------------------------------------|--------------|-------------|
| A10100 | V6554 | 10/03/2017 | 10/03/2017 | 00999121 DELUXE BUSINESS FORMS - | 68.99 | |
| A10100 | V6595 | 10/03/2017 | 10/03/2017 | 00024258 STANDARD INSURANCE COMPAN | 3,269.99 | |
| A10100 | V6598 | 10/06/2017 | 10/06/2017 | 00999115 PRINT SHOP - MEMO | 12,900.87 | |
| A10100 | V6600 | 10/06/2017 | 10/06/2017 | 00999119 AMERICAN EXPRESS | 28,542.55 | |
| A10100 | V6601 | 10/13/2017 | 10/13/2017 | 00999036 ARAMARK SCHOOL SUPPORT SE | 200,000.00 | |
| A10100 | V6602 | 10/13/2017 | 10/13/2017 | 00999109 BANK OF AMERICA | 1,015.16 | |
| A10100 | V6603 | 10/13/2017 | 10/13/2017 | 00999110 AMERITAS GROUP | 20,787.60 | |
| A10100 | V6604 | 10/13/2017 | 10/13/2017 | 00999996 MEMO CHECK | 404.35 | |
| A10100 | V6605 | 10/13/2017 | 10/13/2017 | 00999103 COLUMBUS CITY TREASURER | 13,399.99 | |
| A10100 | V6607 | 10/13/2017 | 10/13/2017 | 00999107 DIRECT ENERGY | 1,231.44 | |
| A10100 | V6608 | 10/16/2017 | 10/16/2017 | 00999118 ESC OF CENTRAL OHIO-ACH | 3,234.77 | |
| A10100 | V6609 | 10/16/2017 | 10/16/2017 | 00999996 MEMO CHECK | 565.90 | |
| A10100 | V6619 | 10/16/2017 | 10/16/2017 | 00999106 AEP | 95,772.69 | |
| A10100 | V6621 | 10/20/2017 | 10/20/2017 | 00999116 FIELD TRIPS - MEMO | 369.38 | |
| A10100 | V6623 | 10/23/2017 | 10/23/2017 | 00999996 MEMO CHECK | 330.80 | |
| A10100 | V6624 | 10/23/2017 | 10/23/2017 | 00999036 ARAMARK SCHOOL SUPPORT SE | 100,000.00 | |
| A10100 | V6625 | 10/23/2017 | 10/23/2017 | 00999120 CENTURYLINK | 7.42 | |
| A10100 | V6627 | 10/23/2017 | 10/23/2017 | 00999118 ESC OF CENTRAL OHIO-ACH | 302,184.89 | |
| A10100 | V6629 | 10/23/2017 | 10/23/2017 | 00999103 COLUMBUS CITY TREASURER | 43,897.93 | |
| A10100 | V6631 | 10/23/2017 | 10/23/2017 | 00999106 AEP | 103,104.81 | |
| A10100 | V6632 | 10/24/2017 | 10/24/2017 | 00999027 HUNTINGTON NATIONAL BANK | 1,187.98 | |
| A10100 | V6633 | 10/24/2017 | 10/24/2017 | 00999106 AEP | 7,501.69 | |
| A10100 | V6634 | 10/30/2017 | 10/30/2017 | 00999075 PNC BANK | 83.00 | |
| A10100 | V6635 | 10/30/2017 | 10/30/2017 | 00999101 VERIZON WIRELESS | 125.08 | |
| A10100 | V6636 | 10/30/2017 | 10/30/2017 | 00999103 COLUMBUS CITY TREASURER | 1,128.93 | |
| A10100 | V6637 | 10/30/2017 | 10/30/2017 | 00999106 AEP | 15,628.45 | |
| A10100 | V6639 | 10/30/2017 | 10/30/2017 | 00999107 DIRECT ENERGY | 2,086.44 | |
| A10100 | V6640 | 10/31/2017 | 10/31/2017 | 00999112 MY PAYMENTS PLUS | 1,573.19 | |
| A10100 | V6641 | 10/31/2017 | 10/31/2017 | 00999104 AMERICAN MESSAGING | 348.70 | |
| A10100 | V6648 | 10/31/2017 | 10/31/2017 | 00999100 DELTA DENTAL | 137,789.16 | |
| A10100 | V6649 | 10/31/2017 | 10/31/2017 | 00999094 AETNA | 64,516.00 | |
| A10100 | V6650 | 10/31/2017 | 10/31/2017 | 00999132 CHARD SNYDER & ASSOCIATES | 35,783.20 | |
| A10100 | V6651 | 11/01/2017 | 11/01/2017 | 00999106 AEP | 4,669.30 | |
| A10100 | V6652 | 11/01/2017 | 11/01/2017 | 00999117 SEDGWICK CLAIMS MANAGEMEN | 2,788.53 | |
| A10100 | V6653 | 11/01/2017 | 11/01/2017 | 00999094 AETNA | 2,050,967.51 | |
| A10100 | V6654 | 11/01/2017 | 11/01/2017 | 00999128 ARBITER PAY - BRADLEY HS | 17,600.04 | |
| A10100 | V6655 | 11/01/2017 | 11/01/2017 | 00999129 ARBITER PAY - DARBY HS | 19,032.02 | |
| A10100 | V6656 | 11/01/2017 | 11/01/2017 | 00999130 ARBITER PAY - DAVIDSON HS | 16,390.02 | |
| A10100 | V6657 | 11/01/2017 | 11/01/2017 | 00999133 ZURICH NORTH AMERICA | 100,530.96 | |
| A10100 | V6667 | 11/01/2017 | 11/01/2017 | 00015000 PNC BANK | 110,269.18 | |
| A10100 | V6688 | 11/01/2017 | 11/01/2017 | 00024258 STANDARD INSURANCE COMPAN | 3,206.77 | |
| A10100 | V6689 | 11/02/2017 | 11/02/2017 | 00999109 BANK OF AMERICA | 7,298.58 | |
| A10100 | 165863 | 10/05/2017 | 10/11/2017 | 00000215 HOUGHTON MIFFLIN CO | 524.88 | |
| A10100 | 165864 | 10/05/2017 | 10/12/2017 | 00000367 POSTMASTER | 2,528.29 | |
| A10100 | 165865 | 10/05/2017 | 10/13/2017 | 00001842 TOLEDO PE SUPPLY | 225.48 | |
| A10100 | 165866 | 10/05/2017 | 10/12/2017 | 00003407 LAKESHORE LEARNING MATERI | 318.50 | |
| A10100 | 165867 | 10/05/2017 | 10/12/2017 | 00003911 FERGUSON ENTERPRISES INC | 10.23 | |
| A10100 | 165868 | 10/05/2017 | 10/13/2017 | 00004494 STAR BEACON PRODUCTS CO. | 1,739.14 | |
| A10100 | 165869 | 10/05/2017 | 10/11/2017 | 00005532 I-SUPPLY | 109.17 | |
| A10100 | 165871 | 10/05/2017 | 10/16/2017 | 00005667 UNITED PARCEL SERVICE | 3.81 | |
| A10100 | 165872 | 10/05/2017 | 10/11/2017 | 00006037 W.W. WILLIAMS | 1,468.86 | |
| A10100 | 165873 | 10/05/2017 | 10/10/2017 | 00006458 OFFICER BRIAN GANO | 160.00 | |
| A10100 | 165874 | 10/05/2017 | 10/10/2017 | 00006480 OFFICER MICHAEL DEATON | 300.00 | |
| A10100 | 165875 | 10/05/2017 | 10/06/2017 | 00006488 OFFICER W.T. MORRIS | 160.00 | |

POWERSCHOOL LLC
 DATE: 11/21/2017
 TIME: 12:39:54

HILLIARD CITY SCHOOL DISTRICT
 OUTSTANDING CHECKS

PAGE NUMBER: 2
 ACCTPA21
 ACCOUNTING PERIOD: 5/18

SELECTION CRITERIA: transact.yr='18' and transact.period='4' and transact.fund<>'0049006'

FUND/SCC - 0010000 - GENERAL FUND

| CASH ACCT | CHECK NUMBER | DATE ISSUED | DATE CLEARED | VENDOR | CLEARED | OUTSTANDING |
|-----------|--------------|-------------|--------------|------------------------------------|-----------|-------------|
| A10100 | 165876 | 10/05/2017 | 10/10/2017 | 00006499 SGT JOHN P. HIGGINS | 172.00 | |
| A10100 | 165878 | 10/05/2017 | 10/16/2017 | 00008064 SCOTT SCRIVEN LLP | 12,518.50 | |
| A10100 | 165879 | 10/05/2017 | 10/11/2017 | 00008102 LOWE'S COMPANIES | 1,790.60 | |
| A10100 | 165880 | 10/05/2017 | 10/12/2017 | 00008444 FYDA FREIGHTLINER | 203.64 | |
| A10100 | 165881 | 10/05/2017 | 10/12/2017 | 00008549 STERLING PAPER CO. | 55.86 | |
| A10100 | 165882 | 10/05/2017 | 10/10/2017 | 00008742 SPORTS IMPORTS | 125.00 | |
| A10100 | 165883 | 10/05/2017 | 10/16/2017 | 00008807 BARNES & NOBLE | 3,336.75 | |
| A10100 | 165884 | 10/05/2017 | 10/13/2017 | 00009043 DRAMATIC PUBLISHING COMPA | 443.00 | |
| A10100 | 165885 | 10/05/2017 | 10/11/2017 | 00009777 ADVENTURE EDUCATION CENTE | 4,000.00 | |
| A10100 | 165886 | 10/05/2017 | 10/12/2017 | 00009867 TREA. STATE OF OHIO BOI | 3,248.25 | |
| A10100 | 165887 | 10/05/2017 | 10/10/2017 | 00009889 OFFICER RICHARD QUIGLEY | 258.00 | |
| A10100 | 165888 | 10/05/2017 | 10/17/2017 | 00010089 QUILL | 59.99 | |
| A10100 | 165889 | 10/05/2017 | 10/10/2017 | 00010261 NSBA | 8,620.00 | |
| A10100 | 165890 | 10/05/2017 | 10/13/2017 | 00010280 POWELL PRINTS | 780.10 | |
| A10100 | 165891 | 10/05/2017 | 10/16/2017 | 00010485 DUBLIN SCIOTO HIGH SCHOOL | 275.00 | |
| A10100 | 165892 | 10/05/2017 | 10/12/2017 | 00011539 AMERICAN TIME & SIGNAL CO | 428.18 | |
| A10100 | 165893 | 10/05/2017 | 10/11/2017 | 00011824 STAPLES BUSINESS ADVANTAG | 618.37 | |
| A10100 | 165894 | 10/05/2017 | 10/16/2017 | 00012137 WATKINS MEMORIAL HIGH SCH | 100.00 | |
| A10100 | 165895 | 10/05/2017 | 10/18/2017 | 00012343 MOUNT VERNON HIGH SCHOOL | 425.00 | |
| A10100 | 165896 | 10/05/2017 | 10/24/2017 | 00013140 PICKERINGTON CENTRAL HS | 225.00 | |
| A10100 | 165897 | 10/05/2017 | 10/19/2017 | 00013272 LANCASTER HIGH SCHOOL | 100.00 | |
| A10100 | 165898 | 10/05/2017 | 10/17/2017 | 00013368 THOMAS WORTHINGTON HIGH S | 550.00 | |
| A10100 | 165899 | 10/05/2017 | 10/12/2017 | 00013431 JOSTENS | 659.06 | |
| A10100 | 165900 | 10/05/2017 | 10/23/2017 | 00013597 UPPER ARLINGTON HIGH SCHO | 200.00 | |
| A10100 | 165901 | 10/05/2017 | 10/19/2017 | 00013899 WORTHINGTON KILBOURNE | 130.00 | |
| A10100 | 165902 | 10/05/2017 | 10/11/2017 | 00014810 DELAWARE DEMPSEY | 250.00 | |
| A10100 | 165903 | 10/05/2017 | 10/16/2017 | 00015259 OSBA | 1,850.00 | |
| A10100 | 165904 | 10/05/2017 | 10/16/2017 | 00015484 RENAISSANCE LEARNING INC. | 5,986.50 | |
| A10100 | 165905 | 10/05/2017 | | 00015678 MARGIE WHITE | | 74.47 |
| A10100 | 165906 | 10/05/2017 | 10/18/2017 | 00015851 OFFICER JOSHUA M COHILL | 202.50 | |
| A10100 | 165907 | 10/05/2017 | | 00017063 PICKERINGTON NORTH HIGH S | | 450.00 |
| A10100 | 165908 | 10/05/2017 | 10/12/2017 | 00017071 MARYSVILLE HIGH SCHOOL | 600.00 | |
| A10100 | 165909 | 10/05/2017 | 10/12/2017 | 00018343 TRUGREEN CHEMLAWN | 6,672.76 | |
| A10100 | 165910 | 10/05/2017 | 10/12/2017 | 00018458 US GAMES | 1,024.11 | |
| A10100 | 165911 | 10/05/2017 | 10/11/2017 | 00018691 MCMILLEN PAVING | 8,300.00 | |
| A10100 | 165912 | 10/05/2017 | 10/19/2017 | 00018693 ASHLAND HIGH SCHOOL | 225.00 | |
| A10100 | 165913 | 10/05/2017 | 10/16/2017 | 00018795 OFFICER KYLE BRIGHT | 180.00 | |
| A10100 | 165914 | 10/05/2017 | 10/10/2017 | 00019056 WORKHEALTH | 451.00 | |
| A10100 | 165915 | 10/05/2017 | 10/20/2017 | 00019089 WELLINGTON SCHOOL | 375.00 | |
| A10100 | 165916 | 10/05/2017 | 10/13/2017 | 00019203 OLENTANGY HIGH SCHOOL | 370.00 | |
| A10100 | 165917 | 10/05/2017 | 10/10/2017 | 00019238 OFFICER JACK D LIGHTFOOT | 180.00 | |
| A10100 | 165918 | 10/05/2017 | 10/12/2017 | 00019312 OFFICER JON GLEASON | 280.00 | |
| A10100 | 165919 | 10/05/2017 | 10/30/2017 | 00019315 OFFICER SUZANNE MURACO | 150.50 | |
| A10100 | 165920 | 10/05/2017 | 10/13/2017 | 00019332 OHIO POWER TOOL | 1,135.55 | |
| A10100 | 165921 | 10/05/2017 | 10/12/2017 | 00019572 CROSSROADS CONSULTATION | 1,645.00 | |
| A10100 | 165922 | 10/05/2017 | 10/17/2017 | 00019733 BISHOP HARTLEY HIGH SCHOO | 200.00 | |
| A10100 | 165923 | 10/05/2017 | 10/30/2017 | 00019752 CATHY GONGWER | 72.30 | |
| A10100 | 165924 | 10/05/2017 | 10/25/2017 | 00019946 HYLANT ADMINISTRATIVE SER | 1,555.00 | |
| A10100 | 165925 | 10/05/2017 | 10/16/2017 | 00020032 LUCID DATA CORPORATION | 4,482.00 | |
| A10100 | 165926 | 10/05/2017 | 10/17/2017 | 00020852 US MARKERBOARD | 427.99 | |
| A10100 | 165927 | 10/05/2017 | 10/13/2017 | 00020888 CAMP MARY ORTON | 1,705.00 | |
| A10100 | 165928 | 10/05/2017 | 10/10/2017 | 00021075 CAPITOL OFFICE SUPPLY | 269.00 | |
| A10100 | 165929 | 10/05/2017 | 10/12/2017 | 00021420 U.S. AWARDS | 2,478.88 | |
| A10100 | 165930 | 10/05/2017 | 10/11/2017 | 00021527 TAYLOR MARKETING | 3,400.00 | |

SELECTION CRITERIA: transact.yr='18' and transact.period='4' and transact.fund<>'0049006'

FUND/SCC - 0010000 - GENERAL FUND

| CASH ACCT | CHECK NUMBER | DATE ISSUED | DATE CLEARED | VENDOR | CLEARED | OUTSTANDING |
|-----------|--------------|-------------|--------------|------------------------------------|-----------|-------------|
| A10100 | 165931 | 10/05/2017 | 10/18/2017 | 00021588 MAGICAL ATTRACTIONS | 3,600.00 | |
| A10100 | 165932 | 10/05/2017 | 10/31/2017 | 00021693 CARTRIDGE WORLD - HILLIAR | 949.92 | |
| A10100 | 165933 | 10/05/2017 | 10/16/2017 | 00021911 KELLY HOENIE | 8.03 | |
| A10100 | 165934 | 10/05/2017 | 10/17/2017 | 00021982 DUBLIN JEROME HIGH SCHOOL | 300.00 | |
| A10100 | 165935 | 10/05/2017 | 10/10/2017 | 00022279 MICRO CENTER | 3,798.10 | |
| A10100 | 165936 | 10/05/2017 | 10/11/2017 | 00022388 REITER DAIRY | 307.26 | |
| A10100 | 165937 | 10/05/2017 | 10/06/2017 | 00022478 OFFICER JOSH BARNETT | 140.00 | |
| A10100 | 165938 | 10/05/2017 | 10/17/2017 | 00022487 T & L GRAPHICS | 861.00 | |
| A10100 | 165939 | 10/05/2017 | | 00022515 OFFICER RYAN E. TURNER | | 260.00 |
| A10100 | 165940 | 10/05/2017 | 10/11/2017 | 00022610 RICH & GILLIS LAW GROUP | 18,226.51 | |
| A10100 | 165941 | 10/05/2017 | 10/31/2017 | 00022613 MARYSVILLE BUNSOLD MIDDLE | 150.00 | |
| A10100 | 165942 | 10/05/2017 | 10/17/2017 | 00022991 NORTH UNION HIGH SCHOOL | 175.00 | |
| A10100 | 165943 | 10/05/2017 | 10/11/2017 | 00023037 JANET MONSEUR DURR | 60.19 | |
| A10100 | 165944 | 10/05/2017 | | 00023355 BUCKEYE MAINTENANCE SERVI | | 8,976.55 |
| A10100 | 165945 | 10/05/2017 | 10/13/2017 | 00023821 IMAGINE LEARNING INC. | 2,200.00 | |
| A10100 | 165946 | 10/05/2017 | 10/16/2017 | 00023834 GROVE CITY HIGH SCHOOL | 200.00 | |
| A10100 | 165947 | 10/05/2017 | 10/11/2017 | 00024157 PITNEY BOWES RESERVE ACCO | 25,000.00 | |
| A10100 | 165948 | 10/05/2017 | 10/18/2017 | 00024162 CENTRAL DISTRICT GIRLS GO | 390.00 | |
| A10100 | 165949 | 10/05/2017 | 10/18/2017 | 00024394 IXL LEARNING | 2,613.00 | |
| A10100 | 165950 | 10/05/2017 | 10/30/2017 | 00024422 BETSY LONG | 67.25 | |
| A10100 | 165951 | 10/05/2017 | 10/16/2017 | 00024460 SUSAN OLSON | 250.00 | |
| A10100 | 165952 | 10/05/2017 | 10/11/2017 | 00024554 PINNACLE GOLF CLUB LLC | 275.00 | |
| A10100 | 165953 | 10/05/2017 | | 00024595 OFFICER TREVOR T. GILL | | 140.00 |
| A10100 | 165954 | 10/05/2017 | 10/12/2017 | 00024620 CULLIGAN OF MARYSVILLE | 121.50 | |
| A10100 | 165955 | 10/05/2017 | | 00024851 CENTRAL CROSSING HIGH SCH | | 175.00 |
| A10100 | 165956 | 10/05/2017 | 10/13/2017 | 00024911 BLUELINE RENTAL LLC | 125.00 | |
| A10100 | 165957 | 10/05/2017 | 10/17/2017 | 00025127 THREE LEAF SOLUTIONS LLC | 1,125.00 | |
| A10100 | 165958 | 10/05/2017 | 10/18/2017 | 00025269 JEFF COWLES | 77.04 | |
| A10100 | 165959 | 10/05/2017 | 10/10/2017 | 00025272 OFFICER DUSTIN GIGANDET | 140.00 | |
| A10100 | 165960 | 10/05/2017 | 10/12/2017 | 00025427 AMG PETERBILT OF COLUMBUS | 122.48 | |
| A10100 | 165961 | 10/05/2017 | 10/17/2017 | 00025456 KAYLINE COMPANY | 832.41 | |
| A10100 | 165962 | 10/05/2017 | 10/17/2017 | 00025517 GREAT MINDS | 19,711.79 | |
| A10100 | 165963 | 10/05/2017 | 10/30/2017 | 00025545 CATHY MERE | 191.05 | |
| A10100 | 165964 | 10/05/2017 | 10/17/2017 | 00025615 AMANDA MILLER | 250.00 | |
| A10100 | 165965 | 10/05/2017 | 10/11/2017 | 00025617 SARWAR MONWAR | 250.00 | |
| A10100 | 165966 | 10/05/2017 | 10/16/2017 | 00025653 WALSH JESUIT HIGH SCHOOL | 100.00 | |
| A10100 | 165967 | 10/05/2017 | 10/16/2017 | 00025699 WORTHINGTON CHRISTIAN MID | 200.00 | |
| A10100 | 165968 | 10/05/2017 | 10/12/2017 | 00025722 BUCKEYE CUSTOM SUPPLY LL | 223.74 | |
| A10100 | 165969 | 10/05/2017 | 10/13/2017 | 00025770 OFFICER TYLER HARRIS | 140.00 | |
| A10100 | 165970 | 10/05/2017 | 10/12/2017 | 00025875 MIDDLETOWN FORD | 24,810.50 | |
| A10100 | 165971 | 10/05/2017 | | 00025909 HEATHER HENKEL | | 141.40 |
| A10100 | 165972 | 10/05/2017 | 10/10/2017 | 00025989 CHELSEA NOBLE | 47.72 | |
| A10100 | 165973 | 10/05/2017 | 10/10/2017 | 00025997 MATT ANDERSON | 93.30 | |
| A10100 | 165974 | 10/05/2017 | | 00026022 JASON REYNOLDS | | 1,600.00 |
| A10100 | 165975 | 10/05/2017 | 10/18/2017 | 00026022 JASON REYNOLDS | 1,600.00 | |
| A10100 | 165976 | 10/05/2017 | 10/12/2017 | 00026023 ROBOTICS EDUCATION & COMP | 250.00 | |
| A10100 | 165977 | 10/05/2017 | 10/13/2017 | 00026027 NCTM CONFERENCE REGISTRAT | 405.00 | |
| A10100 | 165978 | 10/05/2017 | 10/12/2017 | 00026030 SADDLEBACK EDUCATIONAL, I | 3,183.88 | |
| A10100 | 165979 | 10/05/2017 | 10/12/2017 | 00026034 TERRY TOMEK | 200.00 | |
| A10100 | 165980 | 10/05/2017 | 10/16/2017 | 00026035 MCQUAID JESUIT HIGH SCHOO | 120.00 | |
| A10100 | 165981 | 10/05/2017 | 10/11/2017 | 00026044 RYLEY MULLINS | 180.00 | |
| A10100 | 165982 | 10/05/2017 | 10/16/2017 | 00026045 DENNIS COYNE | 180.00 | |
| A10100 | 165983 | 10/05/2017 | 10/13/2017 | 00026046 BENJAMIN JONES | 180.00 | |
| A10100 | 165984 | 10/05/2017 | 10/20/2017 | 00026050 JANICE NASH | 180.00 | |

SELECTION CRITERIA: transact.yr='18' and transact.period='4' and transact.fund<>'0049006'

FUND/SCC - 0010000 - GENERAL FUND

| CASH ACCT | CHECK NUMBER | DATE ISSUED | DATE CLEARED | VENDOR | CLEARED | OUTSTANDING |
|-----------|--------------|-------------|--------------|------------------------------------|----------|-------------|
| A10100 | 165985 | 10/05/2017 | 10/10/2017 | 00026053 OFFICER VANESSA SPEARS | 140.00 | |
| A10100 | 165986 | 10/05/2017 | 10/12/2017 | 802919 AETNA | 195.00 | |
| A10100 | 166025 | 10/06/2017 | 10/25/2017 | 807832 HILLIARD MUSIC BOOSTERS/B | 3,500.00 | |
| A10100 | 166026 | 10/06/2017 | 10/17/2017 | 807833 LAURA VAN VLEET | 18.00 | |
| A10100 | 166027 | 10/06/2017 | 10/10/2017 | 807834 SYDNEY FLESHMAN | 18.00 | |
| A10100 | 166028 | 10/06/2017 | 10/16/2017 | 807835 DAVID HEMWALL | 9.00 | |
| A10100 | 166029 | 10/06/2017 | 10/13/2017 | 807836 SANA IIBARA | 25.00 | |
| A10100 | 166030 | 10/06/2017 | | 807837 RONDELL EARVIN | | 12.50 |
| A10100 | 166031 | 10/06/2017 | 10/11/2017 | 807838 TAYLOR MENDENHALL | 4.00 | |
| A10100 | 166032 | 10/06/2017 | 10/27/2017 | 807839 ELIZABETH GARCIA | 20.00 | |
| A10100 | 166033 | 10/06/2017 | 10/17/2017 | 807840 MICHAEL SPOHN | 180.00 | |
| A10100 | 166034 | 10/06/2017 | 10/13/2017 | 00002011 SAMUEL FRENCH, INC. | 760.00 | |
| A10100 | 166035 | 10/12/2017 | 10/26/2017 | 00000001 AMERICAN ELECTRIC MOTOR S | 379.01 | |
| A10100 | 166036 | 10/12/2017 | 10/17/2017 | 00000099 DELILLE OXYGEN CO. | 585.00 | |
| A10100 | 166037 | 10/12/2017 | 10/16/2017 | 00000105 COLUMBUS DISPATCH | 806.00 | |
| A10100 | 166038 | 10/12/2017 | 10/16/2017 | 00000274 LOFT VIOLIN SHOP | 1,480.00 | |
| A10100 | 166039 | 10/12/2017 | 10/16/2017 | 00001287 ARAMARK UNIFORM SERVICES | 387.95 | |
| A10100 | 166040 | 10/12/2017 | 10/18/2017 | 00002059 TREASURER STATE OF OHIO | 80.00 | |
| A10100 | 166041 | 10/12/2017 | 10/16/2017 | 00003911 FERGUSON ENTERPRISES INC | 7.93 | |
| A10100 | 166042 | 10/12/2017 | 10/17/2017 | 00004457 PICKAWAY COUNTY ESC | 1,155.00 | |
| A10100 | 166043 | 10/12/2017 | 10/17/2017 | 00004842 OHIO DEPT OF JOB & FAMILY | 1,588.00 | |
| A10100 | 166045 | 10/12/2017 | 10/19/2017 | 00007140 BP OIL COMPANY | 166.61 | |
| A10100 | 166046 | 10/12/2017 | 10/17/2017 | 00008346 REFRIGERATION SALES CORP. | 186.56 | |
| A10100 | 166047 | 10/12/2017 | 10/20/2017 | 00008591 SHARON BALDUF | 72.70 | |
| A10100 | 166048 | 10/12/2017 | 10/16/2017 | 00009879 GORDON FOOD SERVICE | 1,394.20 | |
| A10100 | 166049 | 10/12/2017 | 10/23/2017 | 00010032 OHIO TESOL | 900.00 | |
| A10100 | 166050 | 10/12/2017 | 10/16/2017 | 00010280 POWELL PRINTS | 247.00 | |
| A10100 | 166051 | 10/12/2017 | 10/16/2017 | 00011101 HILLIARD FLORAL DESIGN | 276.45 | |
| A10100 | 166052 | 10/12/2017 | 10/24/2017 | 00011460 DAVE & BUSTER'S | 2,500.00 | |
| A10100 | 166053 | 10/12/2017 | 10/16/2017 | 00011513 ABLE PRINTING COMPANY | 207.95 | |
| A10100 | 166054 | 10/12/2017 | 10/16/2017 | 00011824 STAPLES BUSINESS ADVANTAG | 377.99 | |
| A10100 | 166055 | 10/12/2017 | 10/16/2017 | 00013165 DUNBAR ARMORED | 1,406.46 | |
| A10100 | 166056 | 10/12/2017 | | 00013368 THOMAS WORTHINGTON HIGH S | | 100.00 |
| A10100 | 166057 | 10/12/2017 | 10/23/2017 | 00015319 JAMES JONES | 650.00 | |
| A10100 | 166058 | 10/12/2017 | 10/18/2017 | 00015484 RENAISSANCE LEARNING INC. | 997.50 | |
| A10100 | 166060 | 10/12/2017 | 10/16/2017 | 00018306 HALLENROSS AND ASSOCIATES | 188.10 | |
| A10100 | 166061 | 10/12/2017 | 10/17/2017 | 00018337 BUCKEYE SOUNDS | 1,495.00 | |
| A10100 | 166062 | 10/12/2017 | 10/19/2017 | 00018592 MARK BYARD | 131.72 | |
| A10100 | 166064 | 10/12/2017 | 10/16/2017 | 00019129 ANDREW N COLVIN PHD | 1,800.00 | |
| A10100 | 166065 | 10/12/2017 | 10/17/2017 | 00019412 SAM'S CLUB/SYNCHRONY BANK | 1,117.05 | |
| A10100 | 166066 | 10/12/2017 | 10/16/2017 | 00020397 BOYDS HILLIARD TIRE & SER | 13.95 | |
| A10100 | 166067 | 10/12/2017 | 10/16/2017 | 00020747 JOSTENS | 2,154.04 | |
| A10100 | 166068 | 10/12/2017 | 10/18/2017 | 00020880 EDUCATIONAL FURNITURE | 1,967.75 | |
| A10100 | 166069 | 10/12/2017 | 10/16/2017 | 00021075 CAPITOL OFFICE SUPPLY | 179.93 | |
| A10100 | 166070 | 10/12/2017 | 10/16/2017 | 00021650 SHANE KELBLEY | 4,000.00 | |
| A10100 | 166071 | 10/12/2017 | 10/26/2017 | 00021957 AMY HOLDEN | 102.08 | |
| A10100 | 166072 | 10/12/2017 | 10/20/2017 | 00022104 MUSICIAN'S FRIEND INC. | 862.28 | |
| A10100 | 166073 | 10/12/2017 | 10/17/2017 | 00022388 REITER DAIRY | 266.94 | |
| A10100 | 166075 | 10/12/2017 | 10/17/2017 | 00022498 CITY BARBEQUE CATERING | 238.33 | |
| A10100 | 166076 | 10/12/2017 | 10/13/2017 | 00022518 COLUMBUS ELECTRICAL WORKS | 695.88 | |
| A10100 | 166077 | 10/12/2017 | 10/18/2017 | 00022563 STUDIES WEEKLY | 1,080.30 | |
| A10100 | 166078 | 10/12/2017 | 10/16/2017 | 00022994 DEVELOPMENTAL MATH GROUP | 1,438.00 | |
| A10100 | 166079 | 10/12/2017 | 10/16/2017 | 00023122 KROGER - PHARMACY | 59.30 | |
| A10100 | 166080 | 10/12/2017 | | 00023189 ERIN DOOLEY | | 97.37 |

POWERSCHOOL LLC
 DATE: 11/21/2017
 TIME: 12:39:54

HILLIARD CITY SCHOOL DISTRICT
 OUTSTANDING CHECKS

PAGE NUMBER: 5
 ACCTPA21
 ACCOUNTING PERIOD: 5/18

SELECTION CRITERIA: transact.yr='18' and transact.period='4' and transact.fund<>'0049006'

FUND/SCC - 0010000 - GENERAL FUND

| CASH ACCT | CHECK NUMBER | DATE ISSUED | DATE CLEARED | VENDOR | CLEARED | OUTSTANDING |
|-----------|--------------|-------------|--------------|------------------------------------|-----------|-------------|
| A10100 | 166081 | 10/12/2017 | 10/18/2017 | 00023267 HAUGLAND LEARNING CENTER | 19,075.00 | |
| A10100 | 166082 | 10/12/2017 | 10/16/2017 | 00023322 S.M. MILLER CONSTRUCTION | 225.00 | |
| A10100 | 166083 | 10/12/2017 | | 00023355 BUCKEYE MAINTENANCE SERVI | | 2,185.00 |
| A10100 | 166084 | 10/12/2017 | 10/13/2017 | 00023442 HARRS AUTO GLASS INC. | 125.00 | |
| A10100 | 166085 | 10/12/2017 | 10/17/2017 | 00023458 BRAINPOP | 525.00 | |
| A10100 | 166086 | 10/12/2017 | 10/18/2017 | 00023472 FBLA-PBL | 232.00 | |
| A10100 | 166087 | 10/12/2017 | | 00023543 TIM DELLAPINA | | 89.50 |
| A10100 | 166088 | 10/12/2017 | 10/18/2017 | 00023552 HENRY SCHEIN INC. | 4,188.08 | |
| A10100 | 166089 | 10/12/2017 | | 00023681 ROMEO'S PIZZA | | 76.50 |
| A10100 | 166090 | 10/12/2017 | 10/18/2017 | 00023873 BRIDGEWAY ACADEMY | 21,531.00 | |
| A10100 | 166091 | 10/12/2017 | 10/13/2017 | 00024013 BUCKEYE CERAMIC SUPPLY | 725.00 | |
| A10100 | 166092 | 10/12/2017 | 10/18/2017 | 00024162 CENTRAL DISTRICT GIRLS GO | 390.00 | |
| A10100 | 166093 | 10/12/2017 | 10/19/2017 | 00024333 MID-SOUTH CERAMIC SUPPLY | 270.11 | |
| A10100 | 166094 | 10/12/2017 | 10/23/2017 | 00024576 STEP BY STEP ACADEMY INC | 4,750.00 | |
| A10100 | 166095 | 10/12/2017 | 10/17/2017 | 00024624 JODI KORBAS | 22.26 | |
| A10100 | 166096 | 10/12/2017 | 10/16/2017 | 00024669 SYNTERO INC. | 9,485.20 | |
| A10100 | 166097 | 10/12/2017 | 10/17/2017 | 00024857 ERIC HOWARD | 73.40 | |
| A10100 | 166098 | 10/12/2017 | 10/18/2017 | 00024911 BLUELINE RENTAL LLC | 1,901.25 | |
| A10100 | 166099 | 10/12/2017 | 10/16/2017 | 00025006 SABRE PRESS | 357.00 | |
| A10100 | 166100 | 10/12/2017 | 10/17/2017 | 00025127 THREE LEAF SOLUTIONS LLC | 1,198.00 | |
| A10100 | 166101 | 10/12/2017 | 10/16/2017 | 00025130 INTERPRETING PLUS LLC | 2,646.00 | |
| A10100 | 166102 | 10/12/2017 | 10/16/2017 | 00025643 DAVID WYRICK | 2,250.00 | |
| A10100 | 166103 | 10/12/2017 | | 00025668 TARA CHRISTY | | 47.07 |
| A10100 | 166104 | 10/12/2017 | 10/17/2017 | 00025692 ROCKWOOD DRY CLEANERS COR | 1,964.00 | |
| A10100 | 166105 | 10/12/2017 | 10/13/2017 | 00025726 ELFORD INC. | 2,401.28 | |
| A10100 | 166106 | 10/12/2017 | 10/13/2017 | 00025763 HIGHLAND COMMUNITY LEARNI | 6,327.40 | |
| A10100 | 166108 | 10/12/2017 | 10/17/2017 | 00025970 EMILY DIXON | 100.85 | |
| A10100 | 166109 | 10/12/2017 | 10/18/2017 | 00025980 LISA BARBER | 28.09 | |
| A10100 | 166110 | 10/12/2017 | 10/16/2017 | 00026004 PENSKE LOGISTICS LLC | 591.31 | |
| A10100 | 166111 | 10/12/2017 | 10/13/2017 | 00026009 JOYCE HAINES | 10.59 | |
| A10100 | 166112 | 10/12/2017 | 10/17/2017 | 00026026 LAUREN HICKSON | 7.28 | |
| A10100 | 166113 | 10/12/2017 | 10/16/2017 | 00026042 CAITLYN COTE | 503.10 | |
| A10100 | 166114 | 10/12/2017 | 10/20/2017 | 00026060 NATHAN GARRISON | 97.91 | |
| A10100 | 166115 | 10/12/2017 | 10/13/2017 | 00026061 MELANIE HARTLE | 61.95 | |
| A10100 | 166116 | 10/12/2017 | 10/13/2017 | 00026067 PAUL MENDOLA | 75.00 | |
| A10100 | 166117 | 10/12/2017 | | 00804008 MIRIAM ALONSO-BARTELS | | 72.92 |
| A10100 | 166118 | 10/12/2017 | | 807434 DAVID KRASNO | | 78.00 |
| A10100 | 166168 | 10/13/2017 | 10/26/2017 | 807841 JULIA SICKLES | 15.00 | |
| A10100 | 166169 | 10/13/2017 | 10/17/2017 | 807842 PAULA GILLOTTI | 18.00 | |
| A10100 | 166170 | 10/13/2017 | 10/27/2017 | 807843 ROBERT KODGER | 9.00 | |
| A10100 | 166171 | 10/13/2017 | 10/23/2017 | 807844 JONELLE DALBENZIO | 20.00 | |
| A10100 | 166172 | 10/13/2017 | 10/19/2017 | 807845 RHONDA BRUNNEY | 20.00 | |
| A10100 | 166173 | 10/13/2017 | | 807846 JUDITH CROXTON-NOCCO | | 20.00 |
| A10100 | 166174 | 10/13/2017 | 10/18/2017 | 807847 ANNA RUTHERFORD | 20.00 | |
| A10100 | 166175 | 10/13/2017 | 10/18/2017 | 807848 RAY STOVER | 182.35 | |
| A10100 | 166176 | 10/13/2017 | 10/26/2017 | 807849 YOSHINORI TANAKA | 21.30 | |
| A10100 | 166177 | 10/13/2017 | 10/24/2017 | 807850 GUILLERMINA NAPOLITANO | 25.00 | |
| A10100 | 166178 | 10/13/2017 | 10/16/2017 | 807851 STEPHANIE GRIEBLE | 9.00 | |
| A10100 | 166180 | 10/19/2017 | | 00000001 AMERICAN ELECTRIC MOTOR S | | 826.40 |
| A10100 | 166181 | 10/19/2017 | 10/24/2017 | 00000099 DELILLE OXYGEN CO. | 40.00 | |
| A10100 | 166182 | 10/19/2017 | 10/23/2017 | 00000215 HOUGHTON MIFFLIN CO | 2,709.51 | |
| A10100 | 166183 | 10/19/2017 | 10/23/2017 | 00000235 JACK'S APPLIANCE INC | 668.00 | |
| A10100 | 166184 | 10/19/2017 | 10/23/2017 | 00000274 LOFT VIOLIN SHOP | 2,424.50 | |
| A10100 | 166185 | 10/19/2017 | 10/24/2017 | 00000368 ROSE PRODUCTS & SERVICES | 75.26 | |

POWERSCHOOL LLC
 DATE: 11/21/2017
 TIME: 12:39:54

HILLIARD CITY SCHOOL DISTRICT
 OUTSTANDING CHECKS

PAGE NUMBER: 6
 ACCTPA21
 ACCOUNTING PERIOD: 5/18

SELECTION CRITERIA: transact.yr='18' and transact.period='4' and transact.fund<>'0049006'

FUND/SCC - 0010000 - GENERAL FUND

| CASH ACCT | CHECK NUMBER | DATE ISSUED | DATE CLEARED | VENDOR | CLEARED | OUTSTANDING |
|-----------|--------------|-------------|--------------|------------------------------------|----------|-------------|
| A10100 | 166186 | 10/19/2017 | 10/24/2017 | 00000762 HILLIARD LAWN AND GARDEN | 62.74 | |
| A10100 | 166187 | 10/19/2017 | 10/25/2017 | 00002011 SAMUEL FRENCH, INC. | 5,565.00 | |
| A10100 | 166188 | 10/19/2017 | 10/23/2017 | 00003257 WENGER CORPORATION | 1,637.00 | |
| A10100 | 166189 | 10/19/2017 | 10/23/2017 | 00003911 FERGUSON ENTERPRISES INC | 49.07 | |
| A10100 | 166190 | 10/19/2017 | 10/24/2017 | 00004373 PERMA-BOUND BOOKS | 4,180.09 | |
| A10100 | 166191 | 10/19/2017 | 10/23/2017 | 00004494 STAR BEACON PRODUCTS CO. | 132.12 | |
| A10100 | 166192 | 10/19/2017 | 10/23/2017 | 00005038 SHERWIN WILLIAMS CO. | 321.76 | |
| A10100 | 166194 | 10/19/2017 | 10/24/2017 | 00005148 COLUMBIA GAS OF OHIO INC | 3,870.01 | |
| A10100 | 166195 | 10/19/2017 | 10/23/2017 | 00005619 TRANE PARTS & SUPPLY | 249.76 | |
| A10100 | 166196 | 10/19/2017 | 10/23/2017 | 00006480 OFFICER MICHAEL DEATON | 140.00 | |
| A10100 | 166197 | 10/19/2017 | 10/24/2017 | 00006499 SGT JOHN P. HIGGINS | 193.50 | |
| A10100 | 166198 | 10/19/2017 | | 00007256 OHIO CAPITAL CONFERENCE | | 299.00 |
| A10100 | 166199 | 10/19/2017 | | 00007929 MINDY MORDARSKI | | 188.53 |
| A10100 | 166200 | 10/19/2017 | 10/25/2017 | 00008346 REFRIGERATION SALES CORP. | 146.65 | |
| A10100 | 166201 | 10/19/2017 | 10/23/2017 | 00008363 PROGRESS SUPPLY CO. | 167.61 | |
| A10100 | 166202 | 10/19/2017 | 10/25/2017 | 00008660 BOB WINLAND | 133.37 | |
| A10100 | 166203 | 10/19/2017 | 10/24/2017 | 00009268 TREAS STATE OF OHIO ELEV | 506.50 | |
| A10100 | 166204 | 10/19/2017 | 10/26/2017 | 00009304 THE COLLEGE BOARD | 3,528.00 | |
| A10100 | 166205 | 10/19/2017 | | 00009662 CATHY PATTERSON | | 146.32 |
| A10100 | 166206 | 10/19/2017 | 10/23/2017 | 00009889 OFFICER RICHARD QUIGLEY | 240.00 | |
| A10100 | 166207 | 10/19/2017 | 10/24/2017 | 00010345 CHRIS CAKES OHIO COMPANY | 681.50 | |
| A10100 | 166208 | 10/19/2017 | 10/24/2017 | 00010394 CUMMINS INTERSTATE POWER | 1,047.78 | |
| A10100 | 166209 | 10/19/2017 | 10/27/2017 | 00010940 JOANNA PALLOS | 40.77 | |
| A10100 | 166210 | 10/19/2017 | 10/25/2017 | 00011059 CRISIS PREVENTION INSTITU | 150.00 | |
| A10100 | 166211 | 10/19/2017 | | 00011309 FLYERS PIZZA AND SUBS | | 1,713.32 |
| A10100 | 166212 | 10/19/2017 | 10/24/2017 | 00011316 DICK BLICK/UTRECHT | 148.39 | |
| A10100 | 166213 | 10/19/2017 | 10/27/2017 | 00011689 BETTY CAMERON | 13.48 | |
| A10100 | 166214 | 10/19/2017 | 10/25/2017 | 00012135 DELAWARE HAYES HIGH SCHOO | 200.00 | |
| A10100 | 166215 | 10/19/2017 | 10/24/2017 | 00013313 STENHOUSE PUBLISHERS | 200.00 | |
| A10100 | 166216 | 10/19/2017 | | 00013348 OCC ACADEMIC LEAGUE | | 600.00 |
| A10100 | 166217 | 10/19/2017 | | 00013854 CENTRAL DISTRICT GYMNASTI | | 170.00 |
| A10100 | 166218 | 10/19/2017 | 10/30/2017 | 00013989 ENCORE TROPHIES | 25.00 | |
| A10100 | 166219 | 10/19/2017 | 10/25/2017 | 00015259 OSBA | 200.00 | |
| A10100 | 166220 | 10/19/2017 | | 00015579 OHSBVA | | 125.00 |
| A10100 | 166221 | 10/19/2017 | 10/30/2017 | 00015662 HEATHER HENRY | 34.99 | |
| A10100 | 166222 | 10/19/2017 | 10/26/2017 | 00015851 OFFICER JOSHUA M COHILL | 150.50 | |
| A10100 | 166223 | 10/19/2017 | | 00016043 PAGE FLOOD | | 87.63 |
| A10100 | 166224 | 10/19/2017 | 10/24/2017 | 00018306 HALLENROSS AND ASSOCIATES | 119.70 | |
| A10100 | 166225 | 10/19/2017 | 10/25/2017 | 00018385 COLUMBUS FLEET INDUSTRIAL | 445.63 | |
| A10100 | 166226 | 10/19/2017 | | 00018599 JEFFREY FEATHERS | | 232.73 |
| A10100 | 166227 | 10/19/2017 | 10/23/2017 | 00019504 OFFICE DEPOT | 61.21 | |
| A10100 | 166228 | 10/19/2017 | 10/26/2017 | 00019842 CHARLES D'ANDREA | 81.37 | |
| A10100 | 166229 | 10/19/2017 | 10/24/2017 | 00020213 BRETT NORRIS | 60.35 | |
| A10100 | 166230 | 10/19/2017 | 10/23/2017 | 00020397 BOYDS HILLIARD TIRE & SER | 26.95 | |
| A10100 | 166231 | 10/19/2017 | 10/23/2017 | 00020747 JOSTENS | 73.00 | |
| A10100 | 166232 | 10/19/2017 | 10/20/2017 | 00021075 CAPITOL OFFICE SUPPLY | 36.09 | |
| A10100 | 166233 | 10/19/2017 | 10/25/2017 | 00021752 ELITE FIRE SERVICES | 625.00 | |
| A10100 | 166234 | 10/19/2017 | 10/30/2017 | 00021768 ANN MARIE THALER | 24.29 | |
| A10100 | 166235 | 10/19/2017 | | 00021777 JUDY KOVALCHIK | | 68.27 |
| A10100 | 166236 | 10/19/2017 | 10/25/2017 | 00022194 CHRIS LUDBAN | 539.71 | |
| A10100 | 166237 | 10/19/2017 | 10/24/2017 | 00022247 COLUMBUS MUSEUM OF ART | 1,550.00 | |
| A10100 | 166238 | 10/19/2017 | 10/27/2017 | 00022304 CHRIS PAYNE | 78.00 | |
| A10100 | 166239 | 10/19/2017 | 10/23/2017 | 00022352 NORTHWEST EVALUATION ASSO | 5,000.00 | |
| A10100 | 166240 | 10/19/2017 | 10/25/2017 | 00022353 ELIZABETH FRERE | 24.25 | |

SELECTION CRITERIA: transact.yr='18' and transact.period='4' and transact.fund<>'0049006'

FUND/SCC - 0010000 - GENERAL FUND

| CASH ACCT | CHECK NUMBER | DATE ISSUED | DATE CLEARED | VENDOR | CLEARED | OUTSTANDING |
|-----------|--------------|-------------|--------------|------------------------------------|-----------|-------------|
| A10100 | 166241 | 10/19/2017 | 10/24/2017 | 00022427 SCOTT SNYDER | 60.78 | |
| A10100 | 166242 | 10/19/2017 | 10/23/2017 | 00022478 OFFICER JOSH BARNETT | 140.00 | |
| A10100 | 166243 | 10/19/2017 | | 00022577 OHIO HEALTH | | 37,826.40 |
| A10100 | 166244 | 10/19/2017 | 10/23/2017 | 00022580 FRED J. MILLER INC. | 28.55 | |
| A10100 | 166245 | 10/19/2017 | 10/23/2017 | 00022655 TARA THOMPSON | 41.89 | |
| A10100 | 166246 | 10/19/2017 | 10/23/2017 | 00022911 GILMAN GEAR | 1,650.00 | |
| A10100 | 166247 | 10/19/2017 | 10/23/2017 | 00022999 CHAD SCHULTE | 98.33 | |
| A10100 | 166248 | 10/19/2017 | | 00023011 COIAAA | | 40.00 |
| A10100 | 166249 | 10/19/2017 | 10/23/2017 | 00023017 OHIO TABLES & CHAIRS | 975.00 | |
| A10100 | 166250 | 10/19/2017 | 10/24/2017 | 00023184 JENNIFER SAYRE | 16.37 | |
| A10100 | 166251 | 10/19/2017 | 10/24/2017 | 00023222 MARK TREMAYNE | 99.83 | |
| A10100 | 166253 | 10/19/2017 | 10/24/2017 | 00023438 L & S TERMITE & PEST CONT | 942.00 | |
| A10100 | 166254 | 10/19/2017 | 10/26/2017 | 00023446 OHIO DOMINICAN UNIVERSITY | 6,290.00 | |
| A10100 | 166255 | 10/19/2017 | 10/27/2017 | 00023609 BLIND FACTORY | 99.00 | |
| A10100 | 166256 | 10/19/2017 | 10/26/2017 | 00023617 REPUBLIC SERVICES | 10,047.68 | |
| A10100 | 166257 | 10/19/2017 | 10/23/2017 | 00023914 TAMMY STEPHANIC | 37.24 | |
| A10100 | 166258 | 10/19/2017 | 10/25/2017 | 00023921 CHIEF ROBERT FISHER | 157.50 | |
| A10100 | 166259 | 10/19/2017 | 10/24/2017 | 00023947 MATHESON TRI-GAS INC. | 282.80 | |
| A10100 | 166260 | 10/19/2017 | | 00023962 BETSY BARGAR | | 63.99 |
| A10100 | 166261 | 10/19/2017 | 10/30/2017 | 00024255 TOM WOODFORD | 218.71 | |
| A10100 | 166262 | 10/19/2017 | 10/24/2017 | 00024534 FIBERTECH TECHNOLOGIES | 16,293.10 | |
| A10100 | 166263 | 10/19/2017 | 10/23/2017 | 00024535 ABC RESTROOMS LLC | 2,655.00 | |
| A10100 | 166264 | 10/19/2017 | 10/23/2017 | 00024593 OFFICER MATT S BRADEN | 180.00 | |
| A10100 | 166265 | 10/19/2017 | 10/23/2017 | 00024597 ROYAL DOCUMENT DESTRUCTIO | 80.00 | |
| A10100 | 166266 | 10/19/2017 | 10/25/2017 | 00024616 JEREMEY SCALLY | 149.59 | |
| A10100 | 166267 | 10/19/2017 | 10/24/2017 | 00024833 TROY SAYRE | 86.08 | |
| A10100 | 166268 | 10/19/2017 | 10/23/2017 | 00024955 NAPA AUTO PARTS | 1,702.30 | |
| A10100 | 166269 | 10/19/2017 | | 00025027 GREEN AND SONS LTD | | 323.08 |
| A10100 | 166270 | 10/19/2017 | 10/23/2017 | 00025051 BEST RESTAURANT EQUIPMENT | 743.70 | |
| A10100 | 166271 | 10/19/2017 | 10/26/2017 | 00025059 GREENSOURCE CINCINNATI | 4,287.50 | |
| A10100 | 166272 | 10/19/2017 | 10/25/2017 | 00025061 W.G. GRINDERS | 1,260.00 | |
| A10100 | 166273 | 10/19/2017 | 10/23/2017 | 00025130 INTERPRETING PLUS LLC | 4,690.00 | |
| A10100 | 166274 | 10/19/2017 | 10/25/2017 | 00025213 NATIONAL ASSOCIATION FOR | 205.00 | |
| A10100 | 166275 | 10/19/2017 | 10/24/2017 | 00025284 BETHANY MILLER | 69.28 | |
| A10100 | 166276 | 10/19/2017 | | 00025301 JAMES SMITH | | 66.02 |
| A10100 | 166277 | 10/19/2017 | | 00025334 BRIAN MOORE | | 132.20 |
| A10100 | 166278 | 10/19/2017 | 10/26/2017 | 00025338 RULING OUR EXPERIENCES (R | 1,525.00 | |
| A10100 | 166279 | 10/19/2017 | 10/25/2017 | 00025515 UCHICAGO IMPACT LLC | 11,624.16 | |
| A10100 | 166280 | 10/19/2017 | 10/20/2017 | 00025624 ALEXANDRA MACATANGAY | 38.57 | |
| A10100 | 166281 | 10/19/2017 | 10/26/2017 | 00025628 DANIEL REDMAN | 114.76 | |
| A10100 | 166282 | 10/19/2017 | 10/27/2017 | 00025648 CONCEPT WEAR SCREENPRINTI | 522.05 | |
| A10100 | 166283 | 10/19/2017 | 10/23/2017 | 00025651 KRISTA WAGNER | 115.19 | |
| A10100 | 166284 | 10/19/2017 | | 00025664 MARIA STEAD | | 52.86 |
| A10100 | 166285 | 10/19/2017 | 10/27/2017 | 00025667 HILLIARD DRY CLEANERS IN | 1,374.04 | |
| A10100 | 166286 | 10/19/2017 | 10/27/2017 | 00025689 OHIO LEADERSHIP INSTITUTE | 2,850.00 | |
| A10100 | 166287 | 10/19/2017 | 10/25/2017 | 00025745 JEREMY WITT | 152.05 | |
| A10100 | 166288 | 10/19/2017 | 10/23/2017 | 00025770 OFFICER TYLER HARRIS | 120.00 | |
| A10100 | 166289 | 10/19/2017 | 10/26/2017 | 00025822 CARA CHRISTEN | 390.77 | |
| A10100 | 166290 | 10/19/2017 | 10/23/2017 | 00025837 DIGITAL PRINT SOLUTIONS | 1,155.00 | |
| A10100 | 166291 | 10/19/2017 | 10/24/2017 | 00025975 HILL EQUIPMENT | 4,640.00 | |
| A10100 | 166292 | 10/19/2017 | 10/27/2017 | 00026002 DUBLIN CLEANERS | 2,081.04 | |
| A10100 | 166293 | 10/19/2017 | 10/23/2017 | 00026004 PENSKE LOGISTICS LLC | 165.21 | |
| A10100 | 166294 | 10/19/2017 | 10/20/2017 | 00026011 PRINTPRO INC | 1,850.00 | |
| A10100 | 166295 | 10/19/2017 | 10/24/2017 | 00026012 ANDREA PHILIPSEN | 32.58 | |

SELECTION CRITERIA: transact.yr='18' and transact.period='4' and transact.fund<>'0049006'

FUND/SCC - 0010000 - GENERAL FUND

| CASH ACCT | CHECK NUMBER | DATE ISSUED | DATE CLEARED | VENDOR | CLEARED | OUTSTANDING |
|-----------|--------------|-------------|--------------|------------------------------------|----------|-------------|
| A10100 | 166296 | 10/19/2017 | | 00026039 EDYNAMIC LEARNING INC. | | 4,400.00 |
| A10100 | 166297 | 10/19/2017 | | 00026058 CHARLES K HAMILTON | | 135.00 |
| A10100 | 166298 | 10/19/2017 | 10/25/2017 | 00026062 RESERVE SCHOOL | 7,492.73 | |
| A10100 | 166299 | 10/19/2017 | 10/23/2017 | 00026063 DOUG BIDDINGER | 225.00 | |
| A10100 | 166300 | 10/19/2017 | 10/23/2017 | 00026064 JUAN ROLON | 400.00 | |
| A10100 | 166301 | 10/19/2017 | 10/26/2017 | 00026068 ELLEN HOLLAND | 44.19 | |
| A10100 | 166302 | 10/19/2017 | | 00026070 LAUREN RAWLINS | | 31.46 |
| A10100 | 166303 | 10/19/2017 | | 00026071 LAUREN ROY | | 13.11 |
| A10100 | 166304 | 10/19/2017 | 10/25/2017 | 00026072 RONALD TIPA | 135.00 | |
| A10100 | 166305 | 10/19/2017 | 10/30/2017 | 00026073 DEAN SCHAMBS | 157.50 | |
| A10100 | 166306 | 10/19/2017 | | 00026074 AHMED SHUKRI | | 157.50 |
| A10100 | 166307 | 10/19/2017 | | 00026075 NATALIE RANDALL | | 135.00 |
| A10100 | 166379 | 10/20/2017 | 10/30/2017 | 00024944 KIMBERLY DIXON | 22.50 | |
| A10100 | 166380 | 10/20/2017 | | 807708 DEAN COLOMBINI | | 20.00 |
| A10100 | 166381 | 10/20/2017 | | 807852 KARLA HILL | | 20.00 |
| A10100 | 166382 | 10/20/2017 | 10/25/2017 | 807853 JENNIFER PETERS | 20.00 | |
| A10100 | 166383 | 10/20/2017 | | 807854 EMMANUEL Ogonuwe | | 20.00 |
| A10100 | 166384 | 10/20/2017 | 10/30/2017 | 807855 JESSICA SMITH | 20.00 | |
| A10100 | 166385 | 10/20/2017 | | 807856 ANDRIY ZARITSKY | | 20.00 |
| A10100 | 166386 | 10/20/2017 | | 807857 KAREN GRAHAM | | 20.00 |
| A10100 | 166387 | 10/20/2017 | | 807858 JAMA BASHA | | 18.00 |
| A10100 | 166388 | 10/20/2017 | 10/24/2017 | 807859 JAMES HASKELL | 36.00 | |
| A10100 | 166389 | 10/20/2017 | 10/24/2017 | 807860 GARY VAWTER | 36.00 | |
| A10100 | 166390 | 10/20/2017 | 10/24/2017 | 807861 NANCY YSELDYKE | 36.00 | |
| A10100 | 166391 | 10/20/2017 | | 807862 OHIO INDUSTRIAL COLUMBUS | | 1,216.79 |
| A10100 | 166392 | 10/24/2017 | 10/30/2017 | 00008533 JOHN BANDOW | 25.00 | |
| A10100 | 166393 | 10/24/2017 | 10/27/2017 | 00021949 DAVE HUSTON | 60.00 | |
| A10100 | 166394 | 10/24/2017 | 10/30/2017 | 00022194 CHRIS LUDBAN | 25.00 | |
| A10100 | 166395 | 10/24/2017 | | 00023204 AMY CASE | | 25.00 |
| A10100 | 166396 | 10/24/2017 | | 00023222 MARK TREMAYNE | | 25.00 |
| A10100 | 166397 | 10/24/2017 | | 00023397 STEPHANIE BORLAZA | | 25.00 |
| A10100 | 166398 | 10/24/2017 | 10/25/2017 | 00024238 ARCHIE ARMENTROUT | 60.00 | |
| A10100 | 166399 | 10/24/2017 | | 00024473 MATT SPARKS | | 25.00 |
| A10100 | 166400 | 10/24/2017 | 10/26/2017 | 00024560 STACIE RATERMAN | 60.00 | |
| A10100 | 166401 | 10/24/2017 | 10/26/2017 | 00025259 SAMANTHA ALTHOUSE | 25.00 | |
| A10100 | 166435 | 10/26/2017 | 10/30/2017 | 00000274 LOFT VIOLIN SHOP | 300.00 | |
| A10100 | 166436 | 10/26/2017 | | 00000367 POSTMASTER | | 225.00 |
| A10100 | 166437 | 10/26/2017 | 10/30/2017 | 00000762 HILLIARD LAWN AND GARDEN | 57.08 | |
| A10100 | 166438 | 10/26/2017 | 10/27/2017 | 00002059 TREASURER STATE OF OHIO | 4,939.03 | |
| A10100 | 166439 | 10/26/2017 | 10/30/2017 | 00003911 FERGUSON ENTERPRISES INC | 154.70 | |
| A10100 | 166440 | 10/26/2017 | 10/30/2017 | 00004711 FOLLETT SOFTWARE COMPANY | 303.11 | |
| A10100 | 166441 | 10/26/2017 | 10/30/2017 | 00005532 I-SUPPLY | 1,569.51 | |
| A10100 | 166443 | 10/26/2017 | 10/30/2017 | 00005630 GLOCKNER OIL COMPANY | 2,841.19 | |
| A10100 | 166444 | 10/26/2017 | | 00005667 UNITED PARCEL SERVICE | | 5.05 |
| A10100 | 166445 | 10/26/2017 | 10/31/2017 | 00006480 OFFICER MICHAEL DEATON | 160.00 | |
| A10100 | 166446 | 10/26/2017 | 10/31/2017 | 00006499 SGT JOHN P. HIGGINS | 193.50 | |
| A10100 | 166447 | 10/26/2017 | 10/30/2017 | 00006978 CARDINAL BUS SALES & SERV | 70.84 | |
| A10100 | 166448 | 10/26/2017 | 10/27/2017 | 00007090 DAVE HARNACK | 224.70 | |
| A10100 | 166449 | 10/26/2017 | | 00007135 STARR AWARDS & GIFTS | | 20.00 |
| A10100 | 166450 | 10/26/2017 | 10/31/2017 | 00007269 OHIO BUREAU OF CRIMINAL I | 2,890.00 | |
| A10100 | 166451 | 10/26/2017 | 10/31/2017 | 00007596 DER DUTCHMAN RESTAURANT | 96.12 | |
| A10100 | 166452 | 10/26/2017 | 10/31/2017 | 00008164 OHIO CAT | 572.71 | |
| A10100 | 166453 | 10/26/2017 | 10/30/2017 | 00008171 J.D. EQUIPMENT INC. | 33.09 | |
| A10100 | 166454 | 10/26/2017 | 10/30/2017 | 00008363 PROGRESS SUPPLY CO. | 1,779.50 | |

SELECTION CRITERIA: transact.yr='18' and transact.period='4' and transact.fund<>'0049006'

FUND/SCC - 0010000 - GENERAL FUND

| CASH ACCT | CHECK NUMBER | DATE ISSUED | DATE CLEARED | VENDOR | CLEARED | OUTSTANDING |
|-----------|--------------|-------------|--------------|------------------------------------|-----------|-------------|
| A10100 | 166455 | 10/26/2017 | 10/27/2017 | 00008444 FYDA FREIGHTLINER | 373.24 | |
| A10100 | 166456 | 10/26/2017 | | 00008807 BARNES & NOBLE | | 2,682.62 |
| A10100 | 166457 | 10/26/2017 | | 00008928 THE FLAG LADY'S FLAG STOR | | 23.27 |
| A10100 | 166458 | 10/26/2017 | 10/30/2017 | 00009711 SCHOOL HEALTH | 4,901.75 | |
| A10100 | 166459 | 10/26/2017 | 10/31/2017 | 00009889 OFFICER RICHARD QUIGLEY | 240.00 | |
| A10100 | 166460 | 10/26/2017 | 10/31/2017 | 00010280 POWELL PRINTS | 214.55 | |
| A10100 | 166461 | 10/26/2017 | 10/27/2017 | 00011513 ABLE PRINTING COMPANY | 415.90 | |
| A10100 | 166462 | 10/26/2017 | | 00011803 SHARON ESSWEIN | | 46.60 |
| A10100 | 166463 | 10/26/2017 | 10/30/2017 | 00011824 STAPLES BUSINESS ADVANTAG | 23.21 | |
| A10100 | 166464 | 10/26/2017 | | 00015168 ANDREA GUNNOE | | 63.99 |
| A10100 | 166465 | 10/26/2017 | 10/30/2017 | 00015348 PANERA BREAD | 130.94 | |
| A10100 | 166466 | 10/26/2017 | | 00015813 OAP | | 15.00 |
| A10100 | 166467 | 10/26/2017 | | 00018306 HALLENROSS AND ASSOCIATES | | 390.45 |
| A10100 | 166469 | 10/26/2017 | 10/31/2017 | 00018343 TRUGREEN CHEMLAWN | 5,407.50 | |
| A10100 | 166471 | 10/26/2017 | 10/30/2017 | 00019212 JUNIOR ACHIEVEMENT OF CEN | 9,540.00 | |
| A10100 | 166472 | 10/26/2017 | 10/30/2017 | 00019214 SABINE CANTY | 78.27 | |
| A10100 | 166473 | 10/26/2017 | 10/27/2017 | 00019238 OFFICER JACK D LIGHTFOOT | 172.00 | |
| A10100 | 166474 | 10/26/2017 | | 00019312 OFFICER JON GLEASON | | 160.00 |
| A10100 | 166475 | 10/26/2017 | 10/30/2017 | 00019952 PHONAK LLC | 898.99 | |
| A10100 | 166476 | 10/26/2017 | 10/30/2017 | 00020747 JOSTENS | 716.59 | |
| A10100 | 166477 | 10/26/2017 | | 00021693 CARTRIDGE WORLD - HILLIAR | | 499.95 |
| A10100 | 166478 | 10/26/2017 | | 00022030 NIGHT MUSIC | | 395.00 |
| A10100 | 166479 | 10/26/2017 | 10/27/2017 | 00022116 BAESMAN GROUP INC. | 7,089.00 | |
| A10100 | 166480 | 10/26/2017 | 10/31/2017 | 00022234 JONES TRUCK & SPRING REPA | 216.92 | |
| A10100 | 166481 | 10/26/2017 | 10/27/2017 | 00022279 MICRO CENTER | 199.90 | |
| A10100 | 166482 | 10/26/2017 | 10/31/2017 | 00022388 REITER DAIRY | 532.08 | |
| A10100 | 166483 | 10/26/2017 | | 00022515 OFFICER RYAN E. TURNER | | 160.00 |
| A10100 | 166484 | 10/26/2017 | | 00022800 SIGNS BY TOMORROW | | 218.00 |
| A10100 | 166485 | 10/26/2017 | 10/30/2017 | 00022900 SHIFFLER EQUIPMENT SALES | 318.67 | |
| A10100 | 166486 | 10/26/2017 | 10/30/2017 | 00023042 SPEEDBALL ART PRODUCTS CO | 280.58 | |
| A10100 | 166487 | 10/26/2017 | 10/30/2017 | 00023210 JAYNE WEST-MCLINN | 165.37 | |
| A10100 | 166488 | 10/26/2017 | | 00023552 HENRY SCHEIN INC. | | 2,529.95 |
| A10100 | 166489 | 10/26/2017 | 10/30/2017 | 00023744 COLUMBUS OFFICE SOLUTIONS | 1,090.00 | |
| A10100 | 166490 | 10/26/2017 | 10/31/2017 | 00023821 IMAGINE LEARNING INC. | 39,900.00 | |
| A10100 | 166491 | 10/26/2017 | 10/30/2017 | 00023921 CHIEF ROBERT FISHER | 157.50 | |
| A10100 | 166492 | 10/26/2017 | 10/27/2017 | 00024013 BUCKEYE CERAMIC SUPPLY | 2,213.73 | |
| A10100 | 166493 | 10/26/2017 | 10/30/2017 | 00024239 BRIAR PATCH RANCH FOR KID | 10,500.00 | |
| A10100 | 166494 | 10/26/2017 | 10/30/2017 | 00024285 NICOLE LUDBAN | 52.27 | |
| A10100 | 166495 | 10/26/2017 | 10/31/2017 | 00024956 HERITAGE-CRYSTAL CLEAN L | 25.00 | |
| A10100 | 166496 | 10/26/2017 | 10/30/2017 | 00025139 LIBERTY MUTUAL INSURANCE | 542.00 | |
| A10100 | 166497 | 10/26/2017 | | 00025316 COREY POE | | 145.04 |
| A10100 | 166498 | 10/26/2017 | | 00025338 RULING OUR EXPERIENCES (R | | 1,000.00 |
| A10100 | 166499 | 10/26/2017 | 10/30/2017 | 00025510 GETTYSBURG BENEFITS | 8,613.00 | |
| A10100 | 166500 | 10/26/2017 | 10/31/2017 | 00025593 WILSON LANGUAGE TRAINING | 173.88 | |
| A10100 | 166501 | 10/26/2017 | 10/30/2017 | 00025634 OFFICER KRISTEN WINTER | 160.00 | |
| A10100 | 166502 | 10/26/2017 | 10/30/2017 | 00025635 FRANCES SIBBERSON | 2,000.00 | |
| A10100 | 166503 | 10/26/2017 | | 00025649 GO MINI'S MOVING & PORTAB | | 500.01 |
| A10100 | 166504 | 10/26/2017 | | 00025667 HILLIARD DRY CLEANERS IN | | 1,209.99 |
| A10100 | 166505 | 10/26/2017 | | 00025755 MICHAELA MAYNARD | | 27.61 |
| A10100 | 166506 | 10/26/2017 | 10/27/2017 | 00025770 OFFICER TYLER HARRIS | 140.00 | |
| A10100 | 166507 | 10/26/2017 | 10/31/2017 | 00025985 TOTAL EDUCATION SOLUTIONS | 707.63 | |
| A10100 | 166509 | 10/26/2017 | 10/30/2017 | 00026016 BLAKE BALOGH | 700.00 | |
| A10100 | 166510 | 10/26/2017 | | 00026032 DON SEYMOUR | | 196.17 |
| A10100 | 166511 | 10/26/2017 | | 00026049 LEARNING SERVICES INTERNA | | 270.00 |

SELECTION CRITERIA: transact.yr='18' and transact.period='4' and transact.fund<>'0049006'

FUND/SCC - 0010000 - GENERAL FUND

| CASH ACCT | CHECK NUMBER | DATE ISSUED | DATE CLEARED | VENDOR | CLEARED | OUTSTANDING |
|-----------|--------------|-------------|--------------|------------------------------------|-----------|-------------|
| A10100 | 166512 | 10/26/2017 | | 00026056 AARON ROGERS | | 202.99 |
| A10100 | 166513 | 10/26/2017 | | 00026059 CENTRAL OHIO FARMERS CO-O | | 1,959.40 |
| A10100 | 166514 | 10/26/2017 | 10/31/2017 | 00026076 SIEMENS INDUSTRY INC | 1,300.00 | |
| A10100 | 166515 | 10/26/2017 | 10/30/2017 | 00026080 JESSICA RICE | 5.35 | |
| A10100 | 166516 | 10/26/2017 | 10/27/2017 | 00507143 LARRY BLACK | 100.00 | |
| A10100 | V165987 | 10/05/2017 | 10/05/2017 | 00000369 TRANSPORTATION ACCESSORIE | 138.79 | |
| A10100 | V165988 | 10/05/2017 | 10/05/2017 | 00000383 STANTON'S SHEET MUSIC | 95.85 | |
| A10100 | V165989 | 10/05/2017 | 10/05/2017 | 00001234 GORDON FLESCH CO | 436.43 | |
| A10100 | V165990 | 10/05/2017 | 10/05/2017 | 00001539 COLUMBUS CLAY CO. | 3,330.70 | |
| A10100 | V165991 | 10/05/2017 | 10/05/2017 | 00002399 HITE PARTS EXCHANGE INC. | 564.30 | |
| A10100 | V165992 | 10/05/2017 | 10/05/2017 | 00003027 LOEB ELECTRIC | 298.07 | |
| A10100 | V165993 | 10/05/2017 | 10/05/2017 | 00003628 COMMERCIAL PARTS & SERV O | 207.89 | |
| A10100 | V165994 | 10/05/2017 | 10/05/2017 | 00003680 BSN SPORTS | 992.00 | |
| A10100 | V165995 | 10/05/2017 | 10/05/2017 | 00004895 HEINEMANN ED BOOKS | 1,731.40 | |
| A10100 | V165996 | 10/05/2017 | 10/05/2017 | 00006474 OFFICER MICHAEL R. METZ | 280.00 | |
| A10100 | V165997 | 10/05/2017 | 10/05/2017 | 00007217 HOME FIELD ADVANTAGE | 480.00 | |
| A10100 | V165998 | 10/05/2017 | 10/05/2017 | 00008078 VICKY CLARK | 284.78 | |
| A10100 | V165999 | 10/05/2017 | 10/05/2017 | 00010310 BATTERIES PLUS | 49.75 | |
| A10100 | V166000 | 10/05/2017 | 10/05/2017 | 00011116 SCHOOL SPECIALTY | 494.84 | |
| A10100 | V166001 | 10/05/2017 | 10/05/2017 | 00011331 DEB OSBUN | 111.76 | |
| A10100 | V166002 | 10/05/2017 | 10/05/2017 | 00011448 WORTHINGTON DIRECT INC. | 199.95 | |
| A10100 | V166003 | 10/05/2017 | 10/05/2017 | 00013407 DAWN SAYRE | 172.43 | |
| A10100 | V166004 | 10/05/2017 | 10/05/2017 | 00014666 B & C COMMUNICATIONS | 95.00 | |
| A10100 | V166006 | 10/05/2017 | 10/05/2017 | 00015976 EARHART PETROLEUM INC | 16,440.00 | |
| A10100 | V166007 | 10/05/2017 | 10/05/2017 | 00017335 STEVE DEDENT | 69.34 | |
| A10100 | V166008 | 10/05/2017 | 10/05/2017 | 00019935 TEAM SPORTS | 87.00 | |
| A10100 | V166009 | 10/05/2017 | 10/05/2017 | 00021110 KIMBERLE KEMBITZKY | 112.89 | |
| A10100 | V166010 | 10/05/2017 | 10/05/2017 | 00021192 PEARSON | 13,864.50 | |
| A10100 | V166011 | 10/05/2017 | 10/05/2017 | 00022154 KELLY RILEY | 284.78 | |
| A10100 | V166012 | 10/05/2017 | 10/05/2017 | 00022440 CATAPULT LEARNING WEST | 7,539.60 | |
| A10100 | V166013 | 10/05/2017 | 10/05/2017 | 00022696 STATE SECURITY | 2,295.50 | |
| A10100 | V166014 | 10/05/2017 | 10/05/2017 | 00023265 XTEK PARTNERS | 508.00 | |
| A10100 | V166015 | 10/05/2017 | 10/05/2017 | 00023473 JANE LEACH | 69.60 | |
| A10100 | V166016 | 10/05/2017 | 10/05/2017 | 00023751 MODERN OFFICE METHODS | 150.73 | |
| A10100 | V166017 | 10/05/2017 | 10/05/2017 | 00023915 ROJEN COMPANY | 252.60 | |
| A10100 | V166018 | 10/05/2017 | 10/05/2017 | 00024262 RUSH TRUCK CENTERS OF OHI | 12,300.53 | |
| A10100 | V166019 | 10/05/2017 | 10/05/2017 | 00024479 SEDGWICK CLAIMS MANAGEMEN | 2,805.25 | |
| A10100 | V166020 | 10/05/2017 | 10/05/2017 | 00024495 RIDDLE INVESTIGATIONS | 800.00 | |
| A10100 | V166021 | 10/05/2017 | 10/05/2017 | 00024659 Z PROMOTIONS & APPAREL | 336.97 | |
| A10100 | V166022 | 10/05/2017 | 10/05/2017 | 00024676 FOLLETT SCHOOL SOLUTIONS | 7,052.43 | |
| A10100 | V166023 | 10/05/2017 | 10/05/2017 | 00025393 ROSEANNE HETTERSCHIEDT | 71.53 | |
| A10100 | V166024 | 10/05/2017 | 10/05/2017 | 00025587 SHANE BORDEN | 74.47 | |
| A10100 | V166118 | 10/12/2017 | 10/12/2017 | 00000103 DEMCO INC. | 171.23 | |
| A10100 | V166119 | 10/12/2017 | 10/12/2017 | 00000383 STANTON'S SHEET MUSIC | 5,955.81 | |
| A10100 | V166120 | 10/12/2017 | 10/12/2017 | 00000543 BRAD BUTLER & ASSOCIATES | 28.00 | |
| A10100 | V166121 | 10/12/2017 | 10/12/2017 | 00001278 W.W. GRAINGER | 40.40 | |
| A10100 | V166123 | 10/12/2017 | 10/12/2017 | 00002319 KROGER CO. | 2,693.58 | |
| A10100 | V166124 | 10/12/2017 | 10/12/2017 | 00003006 SCHOLASTIC | 885.30 | |
| A10100 | V166125 | 10/12/2017 | 10/12/2017 | 00003027 LOEB ELECTRIC | 208.67 | |
| A10100 | V166126 | 10/12/2017 | 10/12/2017 | 00004895 HEINEMANN ED BOOKS | 2,211.00 | |
| A10100 | V166127 | 10/12/2017 | 10/12/2017 | 00007312 DEBBIE COCHRAN | 203.79 | |
| A10100 | V166129 | 10/12/2017 | 10/12/2017 | 00009150 ESC OF CENTRAL OHIO | 8,791.77 | |
| A10100 | V166130 | 10/12/2017 | 10/12/2017 | 00009241 GARY FRATIANNE | 35.42 | |
| A10100 | V166131 | 10/12/2017 | 10/12/2017 | 00010310 BATTERIES PLUS | 31.90 | |

POWERSCHOOL LLC
DATE: 11/21/2017
TIME: 12:39:54

HILLIARD CITY SCHOOL DISTRICT
OUTSTANDING CHECKS

PAGE NUMBER: 11
ACCTPA21
ACCOUNTING PERIOD: 5/18

SELECTION CRITERIA: transact.yr='18' and transact.period='4' and transact.fund<>'0049006'

FUND/SCC - 0010000 - GENERAL FUND

| CASH ACCT | CHECK NUMBER | DATE ISSUED | DATE CLEARED | VENDOR | CLEARED | OUTSTANDING |
|-----------|--------------|-------------|--------------|------------------------------------|-----------|-------------|
| A10100 | V166132 | 10/12/2017 | 10/12/2017 | 00011116 SCHOOL SPECIALTY | 63.15 | |
| A10100 | V166133 | 10/12/2017 | 10/12/2017 | 00011450 AQUA SCIENCE | 1,161.60 | |
| A10100 | V166134 | 10/12/2017 | 10/12/2017 | 00011527 TRISTAR TRANSPORTATION | 14,311.50 | |
| A10100 | V166135 | 10/12/2017 | 10/12/2017 | 00011662 STAPLES PIANO SERVICE | 170.00 | |
| A10100 | V166136 | 10/12/2017 | 10/12/2017 | 00014140 ARAMARK | 2,368.37 | |
| A10100 | V166137 | 10/12/2017 | 10/12/2017 | 00014666 B & C COMMUNICATIONS | 3,906.90 | |
| A10100 | V166138 | 10/12/2017 | 10/12/2017 | 00015049 FASTENAL SUPPLIES | 18.12 | |
| A10100 | V166139 | 10/12/2017 | 10/12/2017 | 00015976 EARHART PETROLEUM INC | 17,092.67 | |
| A10100 | V166140 | 10/12/2017 | 10/12/2017 | 00016252 GREG HENNES | 75.06 | |
| A10100 | V166141 | 10/12/2017 | 10/12/2017 | 00016337 SCHOLASTIC MAGAZINES | 1,252.68 | |
| A10100 | V166142 | 10/12/2017 | 10/12/2017 | 00018677 TROY FILTERS | 1,449.00 | |
| A10100 | V166143 | 10/12/2017 | 10/12/2017 | 00018996 DECKER EQUIPMENT | 909.09 | |
| A10100 | V166144 | 10/12/2017 | 10/12/2017 | 00019839 RICH CLINGMAN | 69.93 | |
| A10100 | V166145 | 10/12/2017 | 10/12/2017 | 00021104 MICHAEL HEITZMAN | 93.84 | |
| A10100 | V166146 | 10/12/2017 | 10/12/2017 | 00021520 SUSAN DONLEY | 188.91 | |
| A10100 | V166148 | 10/12/2017 | 10/12/2017 | 00021818 ASIAN AMERICAN | 35.00 | |
| A10100 | V166150 | 10/12/2017 | 10/12/2017 | 00023206 CLEVELAND TANK & SUPPLY | 2,020.00 | |
| A10100 | V166151 | 10/12/2017 | 10/12/2017 | 00023262 KATY KENNEDY | 105.61 | |
| A10100 | V166152 | 10/12/2017 | 10/12/2017 | 00023265 XTEK PARTNERS | 144.00 | |
| A10100 | V166153 | 10/12/2017 | 10/12/2017 | 00023849 ANDREA CUNNINGHAM | 41.09 | |
| A10100 | V166154 | 10/12/2017 | 10/12/2017 | 00024156 VEX ROBOTICS INC. | 455.14 | |
| A10100 | V166155 | 10/12/2017 | 10/12/2017 | 00024575 HEATHER CONRAD | 248.02 | |
| A10100 | V166156 | 10/12/2017 | 10/12/2017 | 00024577 PAYFLEX SYSTEMS USA INC. | 150.00 | |
| A10100 | V166157 | 10/12/2017 | 10/12/2017 | 00024676 FOLLETT SCHOOL SOLUTIONS | 3,978.76 | |
| A10100 | V166158 | 10/12/2017 | 10/12/2017 | 00024765 CORT HAMILTON | 190.57 | |
| A10100 | V166159 | 10/12/2017 | 10/12/2017 | 00025112 RAFAEL MONTANEZ | 332.50 | |
| A10100 | V166160 | 10/12/2017 | 10/12/2017 | 00025310 SHEILA BUCKLEY | 44.94 | |
| A10100 | V166161 | 10/12/2017 | 10/12/2017 | 00025591 LEVEL 3 COMMUNICATIONS L | 1,843.42 | |
| A10100 | V166167 | 10/12/2017 | 10/12/2017 | 0026015 SOLIANT HEALTH | 2,584.88 | |
| A10100 | V166308 | 10/19/2017 | 10/19/2017 | 00000369 TRANSPORTATION ACCESSORIE | 1,615.40 | |
| A10100 | V166309 | 10/19/2017 | 10/19/2017 | 00000383 STANTON'S SHEET MUSIC | 7,698.46 | |
| A10100 | V166310 | 10/19/2017 | 10/19/2017 | 00000415 WESTWATER SUPPLY CORP | 440.11 | |
| A10100 | V166311 | 10/19/2017 | 10/19/2017 | 00001234 GORDON FLESCH CO | 12.43 | |
| A10100 | V166312 | 10/19/2017 | 10/19/2017 | 00001278 W.W. GRAINGER | 634.04 | |
| A10100 | V166313 | 10/19/2017 | 10/19/2017 | 00002319 KROGER CO. | 4,561.45 | |
| A10100 | V166314 | 10/19/2017 | 10/19/2017 | 00003010 CAPITOL CITY GLASS & SCRE | 948.12 | |
| A10100 | V166315 | 10/19/2017 | 10/19/2017 | 00003027 LOEB ELECTRIC | 643.76 | |
| A10100 | V166316 | 10/19/2017 | 10/19/2017 | 00003680 BSN SPORTS | 1,702.00 | |
| A10100 | V166317 | 10/19/2017 | 10/19/2017 | 00004674 KATHY PARKER-JONES | 79.77 | |
| A10100 | V166318 | 10/19/2017 | 10/19/2017 | 00004895 HEINEMANN ED BOOKS | 3,821.54 | |
| A10100 | V166319 | 10/19/2017 | 10/19/2017 | 00006066 GOLDEN BEAR LOCK & SAFE | 93.50 | |
| A10100 | V166320 | 10/19/2017 | 10/19/2017 | 00006474 OFFICER MICHAEL R. METZ | 140.00 | |
| A10100 | V166321 | 10/19/2017 | 10/19/2017 | 00009148 BECKER'S ELECTRIC | 197.11 | |
| A10100 | V166322 | 10/19/2017 | 10/19/2017 | 00009150 ESC OF CENTRAL OHIO | 1,600.00 | |
| A10100 | V166323 | 10/19/2017 | 10/19/2017 | 00009782 NASCO | 625.16 | |
| A10100 | V166324 | 10/19/2017 | 10/19/2017 | 00009815 THAD APEL | 31.30 | |
| A10100 | V166325 | 10/19/2017 | 10/19/2017 | 00009971 SCOTSMAN MID-OHIO | 890.55 | |
| A10100 | V166326 | 10/19/2017 | 10/19/2017 | 00010310 BATTERIES PLUS | 94.90 | |
| A10100 | V166327 | 10/19/2017 | 10/19/2017 | 00010981 JAY SMITH | 180.94 | |
| A10100 | V166328 | 10/19/2017 | 10/19/2017 | 00011116 SCHOOL SPECIALTY | 254.07 | |
| A10100 | V166329 | 10/19/2017 | 10/19/2017 | 00011639 ANN LO | 35.95 | |
| A10100 | V166330 | 10/19/2017 | 10/19/2017 | 00011662 STAPLES PIANO SERVICE | 85.00 | |
| A10100 | V166331 | 10/19/2017 | 10/19/2017 | 00014140 ARAMARK | 632.28 | |
| A10100 | V166332 | 10/19/2017 | 10/19/2017 | 00014462 FIREPROOF RECORDS CENTER | 222.61 | |

POWERSCHOOL LLC
 DATE: 11/21/2017
 TIME: 12:39:54

HILLIARD CITY SCHOOL DISTRICT
 OUTSTANDING CHECKS

PAGE NUMBER: 12
 ACCTPA21
 ACCOUNTING PERIOD: 5/18

SELECTION CRITERIA: transact.yr='18' and transact.period='4' and transact.fund<>'0049006'

FUND/SCC - 0010000 - GENERAL FUND

| CASH ACCT | CHECK NUMBER | DATE ISSUED | DATE CLEARED | VENDOR | CLEARED | OUTSTANDING |
|-----------|--------------|-------------|--------------|------------------------------------|-----------|-------------|
| A10100 | V166333 | 10/19/2017 | 10/19/2017 | 00014666 B & C COMMUNICATIONS | 105.00 | |
| A10100 | V166334 | 10/19/2017 | 10/19/2017 | 00014883 SCHOOL PRIDE LIMITED | 2,960.00 | |
| A10100 | V166335 | 10/19/2017 | 10/19/2017 | 00015049 FASTENAL SUPPLIES | .94 | |
| A10100 | V166336 | 10/19/2017 | 10/19/2017 | 00015874 ROY WALKER | 72.44 | |
| A10100 | V166337 | 10/19/2017 | 10/19/2017 | 00016090 JIM VAN WINKLE | 50.24 | |
| A10100 | V166338 | 10/19/2017 | 10/19/2017 | 00017335 STEVE DEDENT | 82.62 | |
| A10100 | V166339 | 10/19/2017 | 10/19/2017 | 00017344 MARBLE CLIFF OIL COMPANY | 2,338.04 | |
| A10100 | V166340 | 10/19/2017 | 10/19/2017 | 00017522 SKINNER DIESEL SERVICE | 773.38 | |
| A10100 | V166341 | 10/19/2017 | 10/19/2017 | 00018677 TROY FILTERS | 1,383.48 | |
| A10100 | V166342 | 10/19/2017 | 10/19/2017 | 00018996 DECKER EQUIPMENT | 24.20 | |
| A10100 | V166343 | 10/19/2017 | 10/19/2017 | 00019177 JESSICA WHITE | 76.08 | |
| A10100 | V166344 | 10/19/2017 | 10/19/2017 | 00019213 PXP OHIO | 315.00 | |
| A10100 | V166345 | 10/19/2017 | 10/19/2017 | 00019935 TEAM SPORTS | 559.99 | |
| A10100 | V166346 | 10/19/2017 | 10/19/2017 | 00020409 CARMEN'S DISTRIBUTION SYS | 239.99 | |
| A10100 | V166347 | 10/19/2017 | 10/19/2017 | 00020816 BCI | 9,625.00 | |
| A10100 | V166348 | 10/19/2017 | 10/19/2017 | 00021816 ANITA DALLUGE | 148.73 | |
| A10100 | V166349 | 10/19/2017 | 10/19/2017 | 00022159 STEVE STARNER | 49.33 | |
| A10100 | V166350 | 10/19/2017 | 10/19/2017 | 00022251 JUSTIN UFFERMAN | 40.77 | |
| A10100 | V166351 | 10/19/2017 | 10/19/2017 | 00022266 BUCKEYE BRASS & WINDS | 816.00 | |
| A10100 | V166352 | 10/19/2017 | 10/19/2017 | 00022416 KATHERINE MONROE | 131.66 | |
| A10100 | V166353 | 10/19/2017 | 10/19/2017 | 00022564 W.D. TIRE SERVICE CENTER | 1,732.68 | |
| A10100 | V166354 | 10/19/2017 | 10/19/2017 | 00022589 MIKE ABRAHAM | 291.47 | |
| A10100 | V166355 | 10/19/2017 | 10/19/2017 | 00022961 KAMED | 175.00 | |
| A10100 | V166356 | 10/19/2017 | 10/19/2017 | 00023036 JULIE JOHNSON | 129.36 | |
| A10100 | V166357 | 10/19/2017 | 10/19/2017 | 00023107 SHELLI MILLER | 230.69 | |
| A10100 | V166358 | 10/19/2017 | 10/19/2017 | 00023141 KRISTEN WELCH-HEIMLICH | 176.33 | |
| A10100 | V166359 | 10/19/2017 | 10/19/2017 | 00023165 DAVID BANYOTS | 24.08 | |
| A10100 | V166360 | 10/19/2017 | 10/19/2017 | 00023168 JAMIE LENNOX | 18.83 | |
| A10100 | V166361 | 10/19/2017 | 10/19/2017 | 00023265 XTEK PARTNERS | 27,824.00 | |
| A10100 | V166362 | 10/19/2017 | 10/19/2017 | 00023487 HEIDE STOESSNER | 11.02 | |
| A10100 | V166363 | 10/19/2017 | 10/19/2017 | 00023875 MOLLY WALKER | 126.80 | |
| A10100 | V166364 | 10/19/2017 | 10/19/2017 | 00023915 ROJEN COMPANY | 149.08 | |
| A10100 | V166365 | 10/19/2017 | 10/19/2017 | 00024167 SPIRIT SERVICES | 239.34 | |
| A10100 | V166366 | 10/19/2017 | 10/19/2017 | 00024262 RUSH TRUCK CENTERS OF OHI | 505.40 | |
| A10100 | V166367 | 10/19/2017 | 10/19/2017 | 00024497 VOICETHREAD | 3,862.00 | |
| A10100 | V166368 | 10/19/2017 | 10/19/2017 | 00024676 FOLLETT SCHOOL SOLUTIONS | 7,443.82 | |
| A10100 | V166369 | 10/19/2017 | 10/19/2017 | 00024869 JIM SMALLEY | 21.03 | |
| A10100 | V166370 | 10/19/2017 | 10/19/2017 | 00024983 MATT MIDDLETON | 169.38 | |
| A10100 | V166371 | 10/19/2017 | 10/19/2017 | 00025062 AMY WAGNER | 8.03 | |
| A10100 | V166372 | 10/19/2017 | 10/19/2017 | 00025147 E.C. BABBERT INC. | 680.00 | |
| A10100 | V166373 | 10/19/2017 | 10/19/2017 | 00025270 CPR - CELL PHONE REPAIR | 8,321.00 | |
| A10100 | V166374 | 10/19/2017 | 10/19/2017 | 00025459 JOHN PETERS | 111.98 | |
| A10100 | V166375 | 10/19/2017 | 10/19/2017 | 00025637 W.W. WILLIAMS COMPANY LL | 1,468.87 | |
| A10100 | V166376 | 10/19/2017 | 10/19/2017 | 00025666 RACHEL LOWE | 11.61 | |
| A10100 | V166377 | 10/19/2017 | 10/19/2017 | 00026065 ALISON PELTCS | 41.94 | |
| A10100 | V166378 | 10/19/2017 | 10/19/2017 | 0026015 SOLIANT HEALTH | 1,271.25 | |
| A10100 | V166402 | 10/24/2017 | 10/24/2017 | 00007312 DEBBIE COCHRAN | 25.00 | |
| A10100 | V166403 | 10/24/2017 | 10/24/2017 | 00008078 VICKY CLARK | 25.00 | |
| A10100 | V166404 | 10/24/2017 | 10/24/2017 | 00010960 JOYCE BRICKLEY | 50.00 | |
| A10100 | V166405 | 10/24/2017 | 10/24/2017 | 00013407 DAWN SAYRE | 25.00 | |
| A10100 | V166406 | 10/24/2017 | 10/24/2017 | 00013991 RICH BOETTNER | 60.00 | |
| A10100 | V166407 | 10/24/2017 | 10/24/2017 | 00014949 CRAIG VROOM | 50.00 | |
| A10100 | V166408 | 10/24/2017 | 10/24/2017 | 00015874 ROY WALKER | 60.00 | |
| A10100 | V166409 | 10/24/2017 | 10/24/2017 | 00016252 GREG HENNES | 25.00 | |

SELECTION CRITERIA: transact.yr='18' and transact.period='4' and transact.fund<>'0049006'

FUND/SCC - 0010000 - GENERAL FUND

| CASH ACCT | CHECK NUMBER | DATE ISSUED | DATE CLEARED | VENDOR | CLEARED | OUTSTANDING |
|-----------|--------------|-------------|--------------|------------------------------------|-----------|-------------|
| A10100 | V166410 | 10/24/2017 | 10/24/2017 | 00019827 NATE BOBEK | 25.00 | |
| A10100 | V166411 | 10/24/2017 | 10/24/2017 | 00020058 CORI KINDL | 25.00 | |
| A10100 | V166412 | 10/24/2017 | 10/24/2017 | 00021104 MICHAEL HEITZMAN | 25.00 | |
| A10100 | V166413 | 10/24/2017 | 10/24/2017 | 00021816 ANITA DALLUGE | 100.00 | |
| A10100 | V166414 | 10/24/2017 | 10/24/2017 | 00021946 CATHY REDDING | 60.00 | |
| A10100 | V166415 | 10/24/2017 | 10/24/2017 | 00021959 KEVIN LANDON | 100.00 | |
| A10100 | V166416 | 10/24/2017 | 10/24/2017 | 00022589 MIKE ABRAHAM | 25.00 | |
| A10100 | V166417 | 10/24/2017 | 10/24/2017 | 00022594 MIKE MCDONOUGH | 60.00 | |
| A10100 | V166418 | 10/24/2017 | 10/24/2017 | 00023107 SHELLI MILLER | 25.00 | |
| A10100 | V166419 | 10/24/2017 | 10/24/2017 | 00023273 AARON COOKSON | 50.00 | |
| A10100 | V166420 | 10/24/2017 | 10/24/2017 | 00023404 LAUREN SCHMIDT | 25.00 | |
| A10100 | V166421 | 10/24/2017 | 10/24/2017 | 00023441 KEVIN BUCHMAN | 25.00 | |
| A10100 | V166422 | 10/24/2017 | 10/24/2017 | 00023652 KATIE WINDHAM | 25.00 | |
| A10100 | V166423 | 10/24/2017 | 10/24/2017 | 00023849 ANDREA CUNNINGHAM | 60.00 | |
| A10100 | V166424 | 10/24/2017 | 10/24/2017 | 00024075 BRIAN HART | 25.00 | |
| A10100 | V166425 | 10/24/2017 | 10/24/2017 | 00024237 KEITH RABLEY | 60.00 | |
| A10100 | V166426 | 10/24/2017 | 10/24/2017 | 00024287 TAMAR CAMPBELL-SAUER | 25.00 | |
| A10100 | V166427 | 10/24/2017 | 10/24/2017 | 00024288 JENNIFER LOWERY | 60.00 | |
| A10100 | V166428 | 10/24/2017 | 10/24/2017 | 00024433 HERBERT HIGGINBOTHAM JR. | 25.00 | |
| A10100 | V166429 | 10/24/2017 | 10/24/2017 | 00024523 GARY HEYDER | 60.00 | |
| A10100 | V166430 | 10/24/2017 | 10/24/2017 | 00024749 MATT TROMBITAS | 50.00 | |
| A10100 | V166431 | 10/24/2017 | 10/24/2017 | 00024765 CORT HAMILTON | 25.00 | |
| A10100 | V166432 | 10/24/2017 | 10/24/2017 | 00025032 CLIFF HETZEL | 60.00 | |
| A10100 | V166433 | 10/24/2017 | 10/24/2017 | 00025469 RYAN YOUNG | 60.00 | |
| A10100 | V166434 | 10/24/2017 | 10/24/2017 | 00025645 KATE MILLER | 25.00 | |
| A10100 | V166517 | 10/26/2017 | 10/26/2017 | 00000103 DEMCO INC. | 99.12 | |
| A10100 | V166518 | 10/26/2017 | 10/26/2017 | 00000369 TRANSPORTATION ACCESSORIE | 2,899.59 | |
| A10100 | V166519 | 10/26/2017 | 10/26/2017 | 00000383 STANTON'S SHEET MUSIC | 1,424.65 | |
| A10100 | V166520 | 10/26/2017 | 10/26/2017 | 00001234 GORDON FLESCH CO | 37.06 | |
| A10100 | V166521 | 10/26/2017 | 10/26/2017 | 00001278 W.W. GRAINGER | 4,198.16 | |
| A10100 | V166522 | 10/26/2017 | 10/26/2017 | 00003006 SCHOLASTIC | 609.86 | |
| A10100 | V166523 | 10/26/2017 | 10/26/2017 | 00003027 LOEB ELECTRIC | 180.33 | |
| A10100 | V166524 | 10/26/2017 | 10/26/2017 | 00003628 COMMERCIAL PARTS & SERV O | 96.16 | |
| A10100 | V166525 | 10/26/2017 | 10/26/2017 | 00003680 BSN SPORTS | 468.00 | |
| A10100 | V166526 | 10/26/2017 | 10/26/2017 | 00004291 PEARSON CLINICAL ASSESSME | 216.24 | |
| A10100 | V166527 | 10/26/2017 | 10/26/2017 | 00006066 GOLDEN BEAR LOCK & SAFE | 435.00 | |
| A10100 | V166528 | 10/26/2017 | 10/26/2017 | 00006474 OFFICER MICHAEL R. METZ | 180.00 | |
| A10100 | V166529 | 10/26/2017 | 10/26/2017 | 00007217 HOME FIELD ADVANTAGE | 196.00 | |
| A10100 | V166530 | 10/26/2017 | 10/26/2017 | 00007330 KATHLEEN MOORE | 29.91 | |
| A10100 | V166531 | 10/26/2017 | 10/26/2017 | 00008375 FOLLETT LIBRARY RESOURCES | 376.66 | |
| A10100 | V166532 | 10/26/2017 | 10/26/2017 | 00009148 BECKER'S ELECTRIC | 16.49 | |
| A10100 | V166533 | 10/26/2017 | 10/26/2017 | 00009150 ESC OF CENTRAL OHIO | 32,745.15 | |
| A10100 | V166534 | 10/26/2017 | 10/26/2017 | 00010310 BATTERIES PLUS | 58.31 | |
| A10100 | V166535 | 10/26/2017 | 10/26/2017 | 00010976 READY REFRESH | 14.98 | |
| A10100 | V166536 | 10/26/2017 | 10/26/2017 | 00011662 STAPLES PIANO SERVICE | 170.00 | |
| A10100 | V166537 | 10/26/2017 | 10/26/2017 | 00014666 B & C COMMUNICATIONS | 255.00 | |
| A10100 | V166538 | 10/26/2017 | 10/26/2017 | 00014883 SCHOOL PRIDE LIMITED | 3,145.00 | |
| A10100 | V166539 | 10/26/2017 | 10/26/2017 | 00017522 SKINNER DIESEL SERVICE | 126.10 | |
| A10100 | V166540 | 10/26/2017 | 10/26/2017 | 00019935 TEAM SPORTS | 242.90 | |
| A10100 | V166541 | 10/26/2017 | 10/26/2017 | 00020058 CORI KINDL | 68.59 | |
| A10100 | V166542 | 10/26/2017 | 10/26/2017 | 00020928 WALT'S PAVEMENT MARKINGS | 3,478.00 | |
| A10100 | V166543 | 10/26/2017 | 10/26/2017 | 00021192 PEARSON | 1,235.97 | |
| A10100 | V166544 | 10/26/2017 | 10/26/2017 | 00022696 STATE SECURITY | 1,365.00 | |
| A10100 | V166545 | 10/26/2017 | 10/26/2017 | 00023265 XTEK PARTNERS | 213.00 | |

POWERSCHOOL LLC
 DATE: 11/21/2017
 TIME: 12:39:54

HILLIARD CITY SCHOOL DISTRICT
 OUTSTANDING CHECKS

PAGE NUMBER: 14
 ACCTPA21
 ACCOUNTING PERIOD: 5/18

SELECTION CRITERIA: transact.yr='18' and transact.period='4' and transact.fund<>'0049006'

FUND/SCC - 0010000 - GENERAL FUND

| CASH ACCT | CHECK NUMBER | DATE ISSUED | DATE CLEARED | -----VENDOR----- | CLEARED | OUTSTANDING |
|--------------------|--------------|-------------|--------------|------------------------------------|--------------|-------------|
| A10100 | V166546 | 10/26/2017 | 10/26/2017 | 00023602 PROVIDEO SYSTEMS INC. | 1,685.00 | |
| A10100 | V166547 | 10/26/2017 | 10/26/2017 | 00023915 ROJEN COMPANY | 168.82 | |
| A10100 | V166548 | 10/26/2017 | 10/26/2017 | 00023991 AMANDA MARKWARD | 9.84 | |
| A10100 | V166549 | 10/26/2017 | 10/26/2017 | 00024262 RUSH TRUCK CENTERS OF OHI | 1,043.60 | |
| A10100 | V166550 | 10/26/2017 | 10/26/2017 | 00024288 JENNIFER LOWERY | 48.10 | |
| A10100 | V166551 | 10/26/2017 | 10/26/2017 | 00024320 TIMING FIRST | 1,595.00 | |
| A10100 | V166552 | 10/26/2017 | 10/26/2017 | 00024676 FOLLETT SCHOOL SOLUTIONS | 350.10 | |
| A10100 | V166553 | 10/26/2017 | 10/26/2017 | 00024749 MATT TROMBITAS | 37.02 | |
| A10100 | V166554 | 10/26/2017 | 10/26/2017 | 00025112 RAFAEL MONTANEZ | 217.63 | |
| A10100 | V166555 | 10/26/2017 | 10/26/2017 | 00025215 META SOLUTIONS | 5,745.60 | |
| A10100 | V166556 | 10/26/2017 | 10/26/2017 | 00025469 RYAN YOUNG | 50.76 | |
| A10100 | V166557 | 10/26/2017 | 10/26/2017 | 00025637 W.W. WILLIAMS COMPANY LL | 1,467.48 | |
| A10100 | V166558 | 10/26/2017 | 10/26/2017 | 00026021 MANSFIELD OIL COMPANY | 15,542.20 | |
| A10100 | V166559 | 10/26/2017 | 10/26/2017 | 0026015 SOLIANT HEALTH | 1,271.25 | |
| TOTAL CASH ACCOUNT | | | | | 4,443,869.47 | 76,810.98 |
| TOTAL FUND | | | | | 4,443,869.47 | 76,810.98 |
| TOTAL REPORT | | | | | 4,443,869.47 | 76,810.98 |

POWERSCHOOL LLC
 DATE: 11/21/2017
 TIME: 09:17:29
 SELECTION CRITERIA: genledgr.fund<>'0049006'

HILLIARD CITY SCHOOL DISTRICT
 OH CASH POSITION REPORT

PAGE NUMBER: 1
 CASHPOSNEOH

ACCOUNTING PERIOD: 4/18

| FUND SCC | DESCRIPTION BEGIN BALANCE | MTD RECEIPTS | FYTD RECEIPTS | MTD EXPENDITURES | FYTD EXPENDITURES | CURRENT FUND BALANCE | CURRENT ENCUMBRANCE | UNENCUMBERED FUND BALANCE |
|---------------------|---------------------------------------|-----------------|------------------|---------------------|----------------------|-------------------------|------------------------|------------------------------|
| 001 0000 | GENERAL FUND 48,270,543.42 | 5,350,665.79 | 85,423,564.23 | 15,146,476.55 | 59,738,779.21 | 73,955,328.44 | 8,520,192.66 | 65,435,135.78 |
| TOTAL FOR Fund 001: | | | | | | | | |
| | 48,270,543.42 | 5,350,665.79 | 85,423,564.23 | 15,146,476.55 | 59,738,779.21 | 73,955,328.44 | 8,520,192.66 | 65,435,135.78 |
| 002 0000 | BOND RETIREMENT FUND 11,894,224.40 | 0.00 | 8,736,871.49 | 0.00 | 102,659.61 | 20,528,436.28 | 16,277,796.25 | 4,250,640.03 |
| 002 9000 | BOND SINKING FUND 2,008,928.00 | 1,827.92 | 7,066.00 | 0.00 | 0.00 | 2,015,994.00 | 0.00 | 2,015,994.00 |
| TOTAL FOR Fund 002: | | | | | | | | |
| | 13,903,152.40 | 1,827.92 | 8,743,937.49 | 0.00 | 102,659.61 | 22,544,430.28 | 16,277,796.25 | 6,266,634.03 |
| 003 0000 | PERM IMPROVEMENT FUND 2,675,511.09 | 0.00 | 2,304,303.60 | 23,487.60 | 2,998,947.56 | 1,980,867.13 | 1,327,076.25 | 653,790.88 |
| TOTAL FOR Fund 003: | | | | | | | | |
| | 2,675,511.09 | 0.00 | 2,304,303.60 | 23,487.60 | 2,998,947.56 | 1,980,867.13 | 1,327,076.25 | 653,790.88 |
| 006 0000 | FOOD SERVICE FUND 2,714,358.82 | 608,590.36 | 1,252,530.11 | 427,732.06 | 1,040,567.18 | 2,926,321.75 | 4,319,457.78 | -1,393,136.03 |
| TOTAL FOR Fund 006: | | | | | | | | |
| | 2,714,358.82 | 608,590.36 | 1,252,530.11 | 427,732.06 | 1,040,567.18 | 2,926,321.75 | 4,319,457.78 | -1,393,136.03 |
| 007 9000 | BANDOW RECOGNITION FUND -991.57 | 0.00 | 1,000.00 | 0.00 | 0.00 | 8.43 | 0.00 | 8.43 |
| 007 9001 | REINHARD RECOGNITION FUND 159.44 | 0.00 | 0.00 | 0.00 | 0.00 | 159.44 | 0.00 | 159.44 |
| 007 9002 | TOM LAMB MEMORIAL SCHOLAR 1,100.00 | 0.00 | 0.00 | 0.00 | 0.00 | 1,100.00 | 0.00 | 1,100.00 |
| 007 9003 | CONAWAY SCHOLARSHIP FUND 1,000.00 | 0.00 | 0.00 | 0.00 | 0.00 | 1,000.00 | 0.00 | 1,000.00 |
| 007 9004 | LANGSTON MEMORIAL SCHOLAR 1,000.00 | 0.00 | 0.00 | 0.00 | 0.00 | 1,000.00 | 0.00 | 1,000.00 |
| 007 9006 | ARAMARK SCHOLARSHIP 0.00 | 0.00 | 0.00 | 0.00 | 1,207.31 | -1,207.31 | 0.00 | -1,207.31 |

POWERSCHOOL LLC
 DATE: 11/21/2017
 TIME: 09:17:29
 SELECTION CRITERIA: genledgr.fund<>'0049006'

HILLIARD CITY SCHOOL DISTRICT
 OH CASH POSITION REPORT

PAGE NUMBER: 2
 CASHPOSNEOH

ACCOUNTING PERIOD: 4/18

| FUND | SCC | DESCRIPTION BEGIN BALANCE | MTD RECEIPTS | FYTD RECEIPTS | MTD EXPENDITURES | FYTD EXPENDITURES | CURRENT FUND BALANCE | CURRENT ENCUMBRANCE | UNENCUMBERED FUND BALANCE |
|------|------|--------------------------------------|-----------------|------------------|---------------------|----------------------|-------------------------|------------------------|------------------------------|
| 007 | 9007 | OPERATIONS STAFF TRUST 1,539.26 | 101.78 | 330.70 | 0.00 | 717.12 | 1,152.84 | 782.88 | 369.96 |
| 007 | 9008 | COA - STAFF TRUST 12,298.39 | 218.82 | 503.95 | 90.90 | 312.22 | 12,490.12 | 3,358.20 | 9,131.92 |
| 007 | 9009 | DISTRICT ADMN STAFF TRUST 629.14 | 122.50 | 494.00 | 70.90 | 177.11 | 946.03 | 822.89 | 123.14 |
| 007 | 9010 | ALTON DARBY STAFF TRUST 2,202.12 | 56.33 | 107.93 | 0.00 | 0.00 | 2,310.05 | 1,141.39 | 1,168.66 |
| 007 | 9011 | ILC STAFF TRUST 42.18 | 0.00 | 0.00 | 0.00 | 0.00 | 42.18 | 0.00 | 42.18 |
| 007 | 9020 | AVERY STAFF TRUST 229.32 | 16.20 | 68.75 | 0.00 | 0.00 | 298.07 | 0.00 | 298.07 |
| 007 | 9030 | BEACON STAFF TRUST 919.14 | 24.57 | 38.32 | 0.00 | 0.00 | 957.46 | 0.00 | 957.46 |
| 007 | 9040 | BRITTON STAFF TRUST 2,477.55 | 51.78 | 81.08 | 0.00 | 0.00 | 2,558.63 | 1,200.00 | 1,358.63 |
| 007 | 9050 | BROWN STAFF TRUST 1,096.54 | 0.00 | 538.09 | 14.98 | 109.66 | 1,524.97 | 390.34 | 1,134.63 |
| 007 | 9060 | DARBY CREEK STAFF TRUST 976.08 | 35.03 | 77.02 | 0.00 | 0.00 | 1,053.10 | 0.00 | 1,053.10 |
| 007 | 9070 | HILL CROSSING STAFF TRUST 232.04 | 0.00 | 0.00 | 0.00 | 0.00 | 232.04 | 0.00 | 232.04 |
| 007 | 9080 | HILL HORIZON STAFF TRUST 925.47 | 21.15 | 54.60 | 0.00 | 0.00 | 980.07 | 0.00 | 980.07 |
| 007 | 9090 | HOFFMN TRAILS STAFF TRUST 153.60 | 0.00 | 0.00 | 0.00 | 0.00 | 153.60 | 0.00 | 153.60 |
| 007 | 9100 | J.W. REASON STAFF TRUST 630.13 | 35.64 | 1,256.99 | 121.50 | 267.25 | 1,619.87 | 732.75 | 887.12 |
| 007 | 9110 | NORWICH STAFF TRUST 195.32 | 35.82 | 85.69 | 0.00 | 0.00 | 281.01 | 0.00 | 281.01 |
| 007 | 9120 | RIDGEWOOD STAFF TRUST 387.50 | 54.77 | 54.77 | 0.00 | 64.53 | 377.74 | 35.47 | 342.27 |
| 007 | 9130 | SCIOTO DARBY STAFF TRUST 1,179.40 | 14.46 | 21.21 | 432.70 | 432.70 | 767.91 | 567.30 | 200.61 |
| 007 | 9140 | HILL STATION STAFF TRUST 1,800.50 | 56.82 | 114.48 | 0.00 | 0.00 | 1,914.98 | 0.00 | 1,914.98 |

POWERSCHOOL LLC
 DATE: 11/21/2017
 TIME: 09:17:29
 SELECTION CRITERIA: genledgr.fund<>'0049006'

HILLIARD CITY SCHOOL DISTRICT
 OH CASH POSITION REPORT

ACCOUNTING PERIOD: 4/18

| FUND SCC | DESCRIPTION BEGIN BALANCE | MTD RECEIPTS | FYTD RECEIPTS | MTD EXPENDITURES | FYTD EXPENDITURES | CURRENT FUND BALANCE | CURRENT ENCUMBRANCE | UNENCUMBERED FUND BALANCE |
|---------------------|---------------------------------------|-----------------|------------------|---------------------|----------------------|-------------------------|------------------------|------------------------------|
| 007 9150 | STAFF TRUST - THARP 1,145.66 | 17.83 | 65.28 | 0.00 | 0.00 | 1,210.94 | 0.00 | 1,210.94 |
| 007 9160 | PRESCHOOL STAFF TRUST 1,677.43 | 0.00 | 0.00 | 0.00 | 0.00 | 1,677.43 | 0.00 | 1,677.43 |
| 007 9200 | HERITAGE MS STAFF TRUST 2,070.93 | 190.89 | 376.78 | 0.00 | 0.00 | 2,447.71 | 0.00 | 2,447.71 |
| 007 9203 | HERITAGE MS RECOGNIT FUND 3,256.82 | 0.00 | 0.00 | 0.00 | 0.00 | 3,256.82 | 0.00 | 3,256.82 |
| 007 9300 | MEMORIAL MS STAFF TRUST 1,839.05 | 102.96 | 185.90 | 0.00 | 119.90 | 1,905.05 | 520.10 | 1,384.95 |
| 007 9301 | MEMORIAL MS SCHOLARS FUND 4,173.10 | 0.00 | 0.00 | 0.00 | 0.00 | 4,173.10 | 0.00 | 4,173.10 |
| 007 9400 | WEAVER MS STAFF TRUST 1,704.81 | 148.88 | 313.56 | 0.00 | 312.00 | 1,706.37 | 0.00 | 1,706.37 |
| 007 9401 | DANNY TRAUTMAN ATHLE FUND 2,620.00 | 0.00 | 0.00 | 0.00 | 0.00 | 2,620.00 | 0.00 | 2,620.00 |
| 007 9500 | DARBY STAFF TRUST 9,071.68 | 1,362.58 | 2,149.63 | 150.90 | 2,102.96 | 9,118.35 | 300.00 | 8,818.35 |
| 007 9600 | DAVIDSON STAFF TRUST 11,137.95 | 1,522.01 | 2,368.34 | 0.00 | 1,985.24 | 11,521.05 | 3,167.59 | 8,353.46 |
| 007 9610 | DVDSN GIRLS VB SCHOLARSHI 1,366.95 | 0.00 | 0.00 | 0.00 | 0.00 | 1,366.95 | 0.00 | 1,366.95 |
| 007 9700 | BRADLEY STAFF TRUST 14,076.56 | 1,546.94 | 2,407.75 | 631.26 | 1,200.94 | 15,283.37 | 2,122.89 | 13,160.48 |
| 007 9800 | TRANSPORTATION STAFFTRUST 3,926.06 | 89.08 | 179.72 | 0.00 | 568.19 | 3,537.59 | 691.26 | 2,846.33 |
| 007 9810 | ATLAS TRANS STAFF TRUST 0.00 | 43.23 | 43.23 | 0.00 | 0.00 | 43.23 | 150.00 | -106.77 |
| 007 9900 | UNCLAIMED FUNDS 77,308.43 | 0.00 | 51,986.16 | 153.00 | 718.83 | 128,575.76 | 4,281.17 | 124,294.59 |
| 007 9901 | CELEBRATE EXCELLENCE FUND 3,646.80 | 0.00 | 0.00 | 0.00 | 0.00 | 3,646.80 | 0.00 | 3,646.80 |
| TOTAL FOR Fund 007: | | | | | | | | |
| | 169,203.78 | 5,870.07 | 64,903.93 | 1,666.14 | 10,295.96 | 223,811.75 | 20,264.23 | 203,547.52 |

POWERSCHOOL LLC
 DATE: 11/21/2017
 TIME: 09:17:29
 SELECTION CRITERIA: genledgr.fund<>'0049006'

HILLIARD CITY SCHOOL DISTRICT
 OH CASH POSITION REPORT

PAGE NUMBER: 4
 CASHPOSNEOH

ACCOUNTING PERIOD: 4/18

| FUND SCC | DESCRIPTION BEGIN BALANCE | MTD RECEIPTS | FYTD RECEIPTS | MTD EXPENDITURES | FYTD EXPENDITURES | CURRENT FUND BALANCE | CURRENT ENCUMBRANCE | UNENCUMBERED FUND BALANCE |
|---------------------|---------------------------------------|-----------------|------------------|---------------------|----------------------|-------------------------|------------------------|------------------------------|
| 011 9001 | LATCHKEY FUND 2,027,438.50 | 411,592.51 | 854,167.31 | 221,908.90 | 1,201,785.24 | 1,679,820.57 | 214,593.84 | 1,465,226.73 |
| 011 9003 | PAMELA CARPENTER MEM FUND 375.87 | 0.00 | 0.00 | 0.00 | 0.00 | 375.87 | 0.00 | 375.87 |
| 011 9005 | TECHNOLOGY ROTARY FUND 16,573.34 | 0.00 | 0.00 | 0.00 | 0.00 | 16,573.34 | 0.00 | 16,573.34 |
| 011 9006 | DISTRICT NEXT PROGRAM 10,300.22 | 12,736.00 | 13,211.00 | 3,938.09 | 6,226.20 | 17,285.02 | 5,231.04 | 12,053.98 |
| 011 9007 | DISTRICT ONEZONE PROGRAM 31,646.86 | 3,599.75 | 114,654.55 | 0.00 | 10,249.00 | 136,052.41 | 2,751.00 | 133,301.41 |
| 011 9500 | AP FUND - DARBY 24,482.39 | 0.00 | 0.00 | 0.00 | 0.00 | 24,482.39 | 60,000.00 | -35,517.61 |
| 011 9501 | PSAT FUND - DARBY 14,088.67 | 2,580.00 | 4,900.00 | 0.00 | 0.00 | 18,988.67 | 975.00 | 18,013.67 |
| 011 9600 | AP FUND - DAVIDSON 27,993.67 | 0.00 | 0.00 | 0.00 | 0.00 | 27,993.67 | 0.00 | 27,993.67 |
| 011 9601 | PSAT FUND - DAVIDSON 1,010.00 | 2,520.00 | 4,360.00 | 3,528.00 | 3,528.00 | 1,842.00 | 594.00 | 1,248.00 |
| 011 9700 | AP FUND - BRADLEY 33,520.12 | 0.00 | 0.00 | 0.00 | 0.00 | 33,520.12 | 0.00 | 33,520.12 |
| 011 9701 | PSAT FUND - BRADLEY 815.60 | 3,480.00 | 4,760.00 | 975.00 | 975.00 | 4,600.60 | 3,840.00 | 760.60 |
| 011 9900 | COLLEGE SENSE FUND 4,680.00 | 0.00 | 0.00 | 0.00 | 0.00 | 4,680.00 | 0.00 | 4,680.00 |
| 011 9901 | PSAT FUND - ILC 1,282.10 | 0.00 | 0.00 | 0.00 | 0.00 | 1,282.10 | 0.00 | 1,282.10 |
| TOTAL FOR Fund 011: | | | | | | | | |
| | 2,194,207.34 | 436,508.26 | 996,052.86 | 230,349.99 | 1,222,763.44 | 1,967,496.76 | 287,984.88 | 1,679,511.88 |
| 018 9000 | MULTICULTURAL FUND 4,684.57 | 0.00 | 0.00 | 0.00 | 0.00 | 4,684.57 | 0.00 | 4,684.57 |
| 018 9001 | HUMAN RESOURCES - FINGER 35,646.68 | 1,186.00 | 8,864.00 | 2,500.00 | 9,438.00 | 35,072.68 | 25,562.00 | 9,510.68 |
| 018 9002 | HILLIARD MUSIC BOOSTERS 31,976.96 | 0.00 | 0.00 | 7,246.52 | 19,264.54 | 12,712.42 | 2,880.46 | 9,831.96 |

POWERSCHOOL LLC
 DATE: 11/21/2017
 TIME: 09:17:29
 SELECTION CRITERIA: genledgr.fund<>'0049006'

HILLIARD CITY SCHOOL DISTRICT
 OH CASH POSITION REPORT

PAGE NUMBER: 5
 CASHPOSNEOH

ACCOUNTING PERIOD: 4/18

| FUND SCC | DESCRIPTION BEGIN BALANCE | MTD RECEIPTS | FYTD RECEIPTS | MTD EXPENDITURES | FYTD EXPENDITURES | CURRENT FUND BALANCE | CURRENT ENCUMBRANCE | UNENCUMBERED FUND BALANCE |
|----------|--|-----------------|------------------|---------------------|----------------------|-------------------------|------------------------|------------------------------|
| 018 9003 | EXCEPTIONAL CHILD OFMONTH 10,519.09 | 0.00 | 0.00 | 0.00 | 0.00 | 10,519.09 | 0.00 | 10,519.09 |
| 018 9004 | COA BUILDING FUND 2,317.80 | 0.00 | 0.00 | 0.00 | 0.00 | 2,317.80 | 0.00 | 2,317.80 |
| 018 9005 | TECHNOLOGY FUND -740.28 | 0.00 | 0.00 | 0.00 | -479.00 | -261.28 | 10,000.00 | -10,261.28 |
| 018 9006 | PRINCIPAL'S FUND - ILC 9,468.32 | 2,799.30 | 6,035.81 | 267.68 | 604.79 | 14,899.34 | 3,145.20 | 11,754.14 |
| 018 9007 | CELL TOWER FUND 172,152.43 | 4,800.00 | 16,800.00 | 0.00 | 0.00 | 188,952.43 | 0.00 | 188,952.43 |
| 018 9008 | TOP 25 BREAKFAST FUND 737.06 | 0.00 | -1,832.81 | 0.00 | 0.00 | -1,095.75 | 0.00 | -1,095.75 |
| 018 9009 | HILLIARD SITE VISIT DAY 0.00 | 2,977.40 | 2,977.40 | 0.00 | 0.00 | 2,977.40 | 1,243.09 | 1,734.31 |
| 018 9010 | PRINCIPAL'S FUND - ADE 26,123.10 | 144.65 | 1,315.36 | 1,550.00 | 2,147.00 | 25,291.46 | 1,003.00 | 24,288.46 |
| 018 9011 | MEDIA CENTER - ADE -513.70 | 38.61 | 163.18 | 0.00 | 0.00 | -350.52 | 0.00 | -350.52 |
| 018 9012 | HR - CIVIL SERVICE 3,040.00 | 680.00 | 1,260.00 | 0.00 | 0.00 | 4,300.00 | 0.00 | 4,300.00 |
| 018 9020 | PRINCIPAL'S FUND - AVERY 2,560.91 | 0.00 | 0.00 | 0.00 | 0.00 | 2,560.91 | 0.00 | 2,560.91 |
| 018 9021 | MEDIA CENTER - AVERY 712.70 | 0.00 | 0.00 | 0.00 | 0.00 | 712.70 | 0.00 | 712.70 |
| 018 9030 | PRINCIPAL'S FUND - BEACON 12,257.99 | 0.00 | 1,000.00 | 1,000.00 | 1,000.00 | 12,257.99 | 2,300.00 | 9,957.99 |
| 018 9031 | MEDIA CENTER - BEACON 247.66 | 0.00 | 0.00 | 0.00 | 0.00 | 247.66 | 0.00 | 247.66 |
| 018 9040 | PRINCIPAL'S FUND-BRITTON 5,979.57 | 0.00 | 0.00 | 0.00 | 0.00 | 5,979.57 | 300.00 | 5,679.57 |
| 018 9041 | MEDIA CENTER - BRITTON 2,518.35 | 11.00 | 34.00 | 0.00 | 0.00 | 2,552.35 | 0.00 | 2,552.35 |
| 018 9050 | PRINCIPAL'S FUND - BROWN 18,930.48 | 52.00 | 1,271.06 | 876.64 | 876.64 | 19,324.90 | 7,072.31 | 12,252.59 |
| 018 9051 | MEDIA CENTER - BROWN | | | | | | | |

POWERSCHOOL LLC
 DATE: 11/21/2017
 TIME: 09:17:29
 SELECTION CRITERIA: genledgr.fund<>'0049006'

HILLIARD CITY SCHOOL DISTRICT
 OH CASH POSITION REPORT

PAGE NUMBER: 6
 CASHPOSNEOH

ACCOUNTING PERIOD: 4/18

| FUND SCC | DESCRIPTION BEGIN BALANCE | MTD RECEIPTS | FYTD RECEIPTS | MTD EXPENDITURES | FYTD EXPENDITURES | CURRENT FUND BALANCE | CURRENT ENCUMBRANCE | UNENCUMBERED FUND BALANCE |
|----------|--------------------------------------|-----------------|------------------|---------------------|----------------------|-------------------------|------------------------|------------------------------|
| | 1,374.19 | 18.00 | 40.99 | 0.00 | 0.00 | 1,415.18 | 0.00 | 1,415.18 |
| 018 9052 | LITERACY FUND - BROWN 209.16 | 0.00 | 0.00 | 0.00 | 0.00 | 209.16 | 0.00 | 209.16 |
| 018 9060 | PRINCIPAL'S FUND - DCE 118.17 | 0.00 | 0.00 | 0.00 | 0.00 | 118.17 | 0.00 | 118.17 |
| 018 9061 | MEDIA CENTER - DCE 231.83 | 5.14 | 50.03 | 0.00 | 0.00 | 281.86 | 0.00 | 281.86 |
| 018 9070 | PRINCIPAL'S FUND - HCR 11,577.04 | 0.00 | 398.97 | 0.00 | 1,934.38 | 10,041.63 | 0.00 | 10,041.63 |
| 018 9071 | MEDIA CENTER - HCR 421.15 | 27.00 | 27.00 | 0.00 | 0.00 | 448.15 | 0.00 | 448.15 |
| 018 9080 | PRINCIPAL'S FUND - HZN 1,489.00 | 0.00 | 0.00 | 0.00 | 0.00 | 1,489.00 | 0.00 | 1,489.00 |
| 018 9081 | MEDIA CENTER - HZN 273.02 | 17.99 | 17.99 | 273.02 | 273.02 | 17.99 | 0.00 | 17.99 |
| 018 9082 | ILC - ADULT COLLEGE FAIR 775.09 | 0.00 | 0.00 | 0.00 | 0.00 | 775.09 | 0.00 | 775.09 |
| 018 9090 | PRINCIPAL'S FUND - HTE 6,111.22 | 0.00 | 324.38 | 278.95 | 278.95 | 6,156.65 | 221.05 | 5,935.60 |
| 018 9091 | MEDIA CENTER - HTE 661.84 | 60.90 | 97.31 | 0.00 | 0.00 | 759.15 | 0.00 | 759.15 |
| 018 9100 | PRINCIPAL'S FUND - J.W. 8,193.16 | 0.00 | 1,323.50 | 704.51 | 704.51 | 8,812.15 | 1,623.77 | 7,188.38 |
| 018 9101 | MEDIA CENTER - J.W. 1,065.36 | 0.00 | 0.00 | 0.00 | 0.00 | 1,065.36 | 0.00 | 1,065.36 |
| 018 9110 | PRINCIPAL'S FUND - NOR 44.49 | 0.00 | 0.00 | 0.00 | 0.00 | 44.49 | 0.00 | 44.49 |
| 018 9111 | MEDIA CENTER - NORWICH 77.54 | 11.96 | 22.98 | 0.00 | 0.00 | 100.52 | 0.00 | 100.52 |
| 018 9120 | PRINCIPAL'S FUND - RDG -2,286.34 | 1,117.62 | 1,197.62 | 0.00 | 0.00 | -1,088.72 | 3,200.00 | -4,288.72 |
| 018 9121 | MEDIA CENTER - RIDGEWOOD 2,384.82 | 40.56 | 57.51 | 0.00 | 0.00 | 2,442.33 | 0.00 | 2,442.33 |
| 018 9130 | PRINCIPAL'S FUND - SDE -379.53 | 0.00 | 0.00 | 0.00 | 0.00 | -379.53 | 0.00 | -379.53 |

POWERSCHOOL LLC
 DATE: 11/21/2017
 TIME: 09:17:29
 SELECTION CRITERIA: genledgr.fund<>'0049006'

HILLIARD CITY SCHOOL DISTRICT
 OH CASH POSITION REPORT

PAGE NUMBER: 7
 CASHPOSNEOH

ACCOUNTING PERIOD: 4/18

| FUND | SCC | DESCRIPTION BEGIN BALANCE | MTD RECEIPTS | FYTD RECEIPTS | MTD EXPENDITURES | FYTD EXPENDITURES | CURRENT FUND BALANCE | CURRENT ENCUMBRANCE | UNENCUMBERED FUND BALANCE |
|------|------|---------------------------------------|-----------------|------------------|---------------------|----------------------|-------------------------|------------------------|------------------------------|
| 018 | 9131 | MEDIA CENTER - SDE 1,430.36 | 10.00 | 35.55 | 0.00 | 0.00 | 1,465.91 | 0.00 | 1,465.91 |
| 018 | 9140 | PRINCIPAL'S FUND - HST 425.24 | 0.00 | 0.00 | 0.00 | 0.00 | 425.24 | 0.00 | 425.24 |
| 018 | 9141 | MEDIA CENTER - HST 2,104.19 | 16.99 | 137.93 | 0.00 | 0.00 | 2,242.12 | 0.00 | 2,242.12 |
| 018 | 9146 | BAND INSTR RENT - STATION -932.79 | 0.00 | 1,012.79 | 0.00 | 0.00 | 80.00 | 0.00 | 80.00 |
| 018 | 9147 | ORCH INSTR RENT-STATION 485.50 | 0.00 | -485.50 | 0.00 | 0.00 | 0.00 | 0.00 | 0.00 |
| 018 | 9150 | PRINCIPAL'S FUND - THARP 27,496.40 | 12.20 | 235.37 | 0.00 | 3,286.95 | 24,444.82 | 0.00 | 24,444.82 |
| 018 | 9151 | MEDIA CENTER - THARP 2,383.20 | 0.00 | 22.22 | 0.00 | 0.00 | 2,405.42 | 0.00 | 2,405.42 |
| 018 | 9156 | BAND INSTR RENT - HTH 1,377.75 | 0.00 | -1,337.75 | 0.00 | 0.00 | 40.00 | 0.00 | 40.00 |
| 018 | 9157 | ORCHES INSTR RENT - HTH 415.00 | 0.00 | -114.00 | 0.00 | 301.00 | 0.00 | 199.00 | -199.00 |
| 018 | 9160 | PRINCIPAL'S FUND - PRK 1,276.52 | 0.00 | 512.37 | 0.00 | 0.00 | 1,788.89 | 0.00 | 1,788.89 |
| 018 | 9170 | PRINCIPAL'S FUND - WSH 10,914.39 | 494.90 | 1,710.94 | 0.00 | 7,785.97 | 4,839.36 | 763.03 | 4,076.33 |
| 018 | 9171 | MEDIA CENTER - WASHINGTON 7,383.62 | 3,893.88 | 3,910.83 | 1,051.77 | 1,051.77 | 10,242.68 | 6,048.23 | 4,194.45 |
| 018 | 9200 | PRINCIPAL'S FUND-HMS 13,142.48 | 0.00 | 3,166.30 | 693.17 | 3,702.92 | 12,605.86 | 11,233.33 | 1,372.53 |
| 018 | 9201 | MEDIA CENTER - HMS 490.56 | 12.14 | 3,842.89 | 3,336.75 | 3,336.75 | 996.70 | 0.00 | 996.70 |
| 018 | 9202 | PROFESSIONAL DEV - HMS 727.50 | 0.00 | 0.00 | 0.00 | 0.00 | 727.50 | 0.00 | 727.50 |
| 018 | 9203 | BOX TOPS FUND - HERITAGE 2,531.33 | 0.00 | 0.00 | 155.42 | 155.42 | 2,375.91 | 1,044.58 | 1,331.33 |
| 018 | 9206 | BAND INSTR RENT - HMS 160.00 | 0.00 | -160.00 | 0.00 | 0.00 | 0.00 | 0.00 | 0.00 |
| 018 | 9207 | ORCH INSTR RENT - HMS 504.00 | 0.00 | -484.00 | 0.00 | 0.00 | 20.00 | 0.00 | 20.00 |

POWERSCHOOL LLC
 DATE: 11/21/2017
 TIME: 09:17:29
 SELECTION CRITERIA: genledgr.fund<>'0049006'

HILLIARD CITY SCHOOL DISTRICT
 OH CASH POSITION REPORT

PAGE NUMBER: 8
 CASHPOSNEOH

ACCOUNTING PERIOD: 4/18

| FUND | SCC | DESCRIPTION BEGIN BALANCE | MTD RECEIPTS | FYTD RECEIPTS | MTD EXPENDITURES | FYTD EXPENDITURES | CURRENT FUND BALANCE | CURRENT ENCUMBRANCE | UNENCUMBERED FUND BALANCE |
|------|------|---|-----------------|------------------|---------------------|----------------------|-------------------------|------------------------|------------------------------|
| 018 | 9300 | PRINCIPAL'S FUND - MMS 14,241.03 | 2,753.00 | 3,258.00 | 2,607.09 | 11,730.97 | 5,768.06 | 6,047.33 | -279.27 |
| 018 | 9301 | MEDIA CENTER - MMS 5,344.37 | 0.00 | 2,808.00 | 2,682.62 | 2,682.62 | 5,469.75 | 0.00 | 5,469.75 |
| 018 | 9306 | BAND INSTR RENT - MMS 1,720.00 | 0.00 | -1,720.00 | 0.00 | 0.00 | 0.00 | 0.00 | 0.00 |
| 018 | 9307 | ORCH INSTR RENT - MMS 2.00 | 0.00 | -2.00 | 0.00 | 0.00 | 0.00 | 0.00 | 0.00 |
| 018 | 9400 | PRINCIPAL'S FUND - WMS 34,859.38 | 6,366.72 | 7,891.72 | 983.07 | 6,472.76 | 36,278.34 | 12,487.67 | 23,790.67 |
| 018 | 9401 | MEDIA CENTER - WMS 2,787.64 | 491.67 | 5,361.53 | 1,848.50 | 5,323.25 | 2,825.92 | 0.00 | 2,825.92 |
| 018 | 9406 | BAND INSTR RENT - WMS -1,662.25 | 0.00 | 1,662.25 | 0.00 | 0.00 | 0.00 | 0.00 | 0.00 |
| 018 | 9407 | ORCHES INSTR RENT - WMS 774.00 | 0.00 | -774.00 | 0.00 | 0.00 | 0.00 | 2,000.00 | -2,000.00 |
| 018 | 9500 | PRINCIPAL'S FUND - DBY 389.32 | 430.00 | 709.45 | 88.95 | 6,701.75 | -5,602.98 | 1,600.47 | -7,203.45 |
| 018 | 9501 | MEDIA CENTER - DBY 1,542.44 | 238.42 | 262.85 | 0.00 | 0.00 | 1,805.29 | 0.00 | 1,805.29 |
| 018 | 9502 | ATHLETIC UNIFORMS - DBY 16.00 | 0.00 | 0.00 | 0.00 | 0.00 | 16.00 | 0.00 | 16.00 |
| 018 | 9504 | ALUMNI GROVE - DBY 3,648.27 | 0.00 | 0.00 | 0.00 | 0.00 | 3,648.27 | 0.00 | 3,648.27 |
| 018 | 9505 | FRESH START - DBY 29.43 | 0.00 | 0.00 | 0.00 | 0.00 | 29.43 | 0.00 | 29.43 |
| 018 | 9506 | BAND INSTRUMENT RENT-DBY -3,939.22 | 0.00 | 3,939.22 | 0.00 | 0.00 | 0.00 | 0.00 | 0.00 |
| 018 | 9507 | ORCHESTRA INSTR RENT-DBY 920.00 | 0.00 | -920.00 | 0.00 | 0.00 | 0.00 | 0.00 | 0.00 |
| 018 | 9508 | BAND UNIFORM RENTAL - DBY -10,372.60 | 0.00 | -64.22 | 2,109.59 | 9,675.59 | -20,112.41 | 2,174.41 | -22,286.82 |
| 018 | 9509 | ORCHES UNIFORM RENT - DBY 1,040.00 | 0.00 | -1,040.00 | 0.00 | 0.00 | 0.00 | 0.00 | 0.00 |
| 018 | 9510 | CHOIR ROBE RENTAL - DARBY | | | | | | | |

POWERSCHOOL LLC
 DATE: 11/21/2017
 TIME: 09:17:29
 SELECTION CRITERIA: genledgr.fund<>'0049006'

HILLIARD CITY SCHOOL DISTRICT
 OH CASH POSITION REPORT

PAGE NUMBER: 9
 CASHPOSNEOH

ACCOUNTING PERIOD: 4/18

| FUND SCC | DESCRIPTION BEGIN BALANCE | MTD RECEIPTS | FYTD RECEIPTS | MTD EXPENDITURES | FYTD EXPENDITURES | CURRENT FUND BALANCE | CURRENT ENCUMBRANCE | UNENCUMBERED FUND BALANCE |
|----------|---------------------------------------|-----------------|------------------|---------------------|----------------------|-------------------------|------------------------|------------------------------|
| | 1,765.00 | 0.00 | -1,765.00 | 0.00 | 0.00 | 0.00 | 0.00 | 0.00 |
| 018 9600 | PRINCIPAL'S FUND - DAV 25,709.17 | 0.00 | 799.87 | 1,069.75 | 4,474.27 | 22,034.77 | 7,330.03 | 14,704.74 |
| 018 9601 | MEDIA CENTER - DAV 192.59 | 0.00 | 45.39 | 0.00 | 0.00 | 237.98 | 0.00 | 237.98 |
| 018 9602 | ATHLETIC UNIFORMS - DAV 1,115.95 | 0.00 | 0.00 | 0.00 | 0.00 | 1,115.95 | 0.00 | 1,115.95 |
| 018 9603 | MUSIC UNIFORMS - DAV 599.00 | 0.00 | 0.00 | 0.00 | 0.00 | 599.00 | 0.00 | 599.00 |
| 018 9606 | BAND INSTR RENT - DAV -2,663.75 | 0.00 | 2,663.75 | 0.00 | 0.00 | 0.00 | 0.00 | 0.00 |
| 018 9607 | ORCHEST INSTR RENT-DAV 675.00 | 0.00 | -675.00 | 0.00 | 0.00 | 0.00 | 0.00 | 0.00 |
| 018 9608 | BAND UNIFORM RENT-DAV -1,559.52 | 0.00 | 303.78 | 1,209.99 | 4,333.74 | -5,589.48 | 909.30 | -6,498.78 |
| 018 9609 | ORCHES UNIFORM RENT-DAV 644.00 | 0.00 | -644.00 | 0.00 | 0.00 | 0.00 | 0.00 | 0.00 |
| 018 9610 | CHOIR ROBE RENTAL - DAV 1,558.53 | 0.00 | -1,558.53 | 0.00 | 0.00 | 0.00 | 0.00 | 0.00 |
| 018 9700 | PRINCIPAL'S FUND - BRD 36,445.29 | 55.00 | 87.52 | 4,935.55 | 6,502.59 | 30,030.22 | 5,780.63 | 24,249.59 |
| 018 9701 | MEDIA CENTER - BRD 5,937.13 | 57.50 | 137.50 | 1,600.00 | 1,600.00 | 4,474.63 | 275.18 | 4,199.45 |
| 018 9703 | MUSIC UNIFORMS - BRD 10,000.00 | 0.00 | 0.00 | 0.00 | 0.00 | 10,000.00 | 0.00 | 10,000.00 |
| 018 9704 | TURF REPLACEMENT - BRD 40,664.10 | 0.00 | 0.00 | 0.00 | 0.00 | 40,664.10 | 0.00 | 40,664.10 |
| 018 9706 | BAND INSTRUMENT RENT-BRD 1,980.00 | 0.00 | -1,980.00 | 0.00 | 0.00 | 0.00 | 0.00 | 0.00 |
| 018 9707 | ORCHES INSTR RENTAL - BRD -315.14 | 0.00 | 315.14 | 0.00 | 0.00 | 0.00 | 0.00 | 0.00 |
| 018 9708 | BAND UNIFORM RENTAL - BRD 6,150.00 | 0.00 | 4,059.28 | 0.00 | 0.00 | 10,209.28 | 0.00 | 10,209.28 |
| 018 9709 | ORCHES UNIFORM RENT-BRD 2,625.00 | 40.00 | -2,545.00 | 0.00 | 0.00 | 80.00 | 0.00 | 80.00 |

POWERSCHOOL LLC
 DATE: 11/21/2017
 TIME: 09:17:29
 SELECTION CRITERIA: genledgr.fund<>'0049006'

HILLIARD CITY SCHOOL DISTRICT
 OH CASH POSITION REPORT

PAGE NUMBER: 10
 CASHPOSNEOH

ACCOUNTING PERIOD: 4/18

| FUND SCC | DESCRIPTION BEGIN BALANCE | MTD RECEIPTS | FYTD RECEIPTS | MTD EXPENDITURES | FYTD EXPENDITURES | CURRENT FUND BALANCE | CURRENT ENCUMBRANCE | UNENCUMBERED FUND BALANCE |
|---------------------|---------------------------------------|-----------------|------------------|---------------------|----------------------|-------------------------|------------------------|------------------------------|
| 018 9710 | CHOIR ROBE RENTAL - BRD -350.58 | 12.50 | 363.08 | 0.00 | 0.00 | 12.50 | 0.00 | 12.50 |
| ----- | | | | | | | | |
| TOTAL FOR Fund 018: | | | | | | | | |
| | 625,787.73 | 28,873.05 | 74,432.80 | 39,069.54 | 115,161.15 | 585,059.38 | 116,444.07 | 468,615.31 |
| ----- | | | | | | | | |
| 019 9000 | CPR/FIRST AID FUND -37.69 | 0.00 | 0.00 | 0.00 | 0.00 | -37.69 | 0.00 | -37.69 |
| 019 9002 | ASHLAND UNIVERSITY FUND 1,128.23 | 0.00 | 0.00 | 0.00 | 0.00 | 1,128.23 | 0.00 | 1,128.23 |
| 019 9085 | CBUS FNDTN-LEGACY SDE 6,697.79 | 0.00 | 0.00 | 113.22 | 113.22 | 6,584.57 | 384.57 | 6,200.00 |
| 019 9500 | INTEL GRANT - DARBY 25,000.00 | 0.00 | 0.00 | 0.00 | 10,000.00 | 15,000.00 | 0.00 | 15,000.00 |
| 019 9600 | ETS STUDY GRANT - DVD 0.00 | 0.00 | 4,340.00 | 0.00 | 0.00 | 4,340.00 | 0.00 | 4,340.00 |
| 019 9900 | HIGH SCHOOL 2020 1,576.00 | 0.00 | 0.00 | 0.00 | 0.00 | 1,576.00 | 0.00 | 1,576.00 |
| ----- | | | | | | | | |
| TOTAL FOR Fund 019: | | | | | | | | |
| | 34,364.33 | 0.00 | 4,340.00 | 113.22 | 10,113.22 | 28,591.11 | 384.57 | 28,206.54 |
| ----- | | | | | | | | |
| 022 9001 | VISION ADMINISTRATION -22,458.97 | 20,717.00 | 82,471.69 | 20,787.60 | 82,585.96 | -22,573.24 | 157,414.04 | -179,987.28 |
| 022 9002 | INTER-SCHOOL PTO 3,340.53 | 325.00 | 400.00 | 0.00 | 200.00 | 3,540.53 | 0.00 | 3,540.53 |
| 022 9003 | DISTRICT AGENCY - STRS -107,151.64 | 1,120,299.25 | 4,441,523.64 | 1,138,120.00 | 4,552,480.00 | -218,108.00 | 0.00 | -218,108.00 |
| 022 9004 | DISTRICT AGENCY - FSA 48,539.83 | 65,560.58 | 261,703.12 | 33,544.37 | 174,338.79 | 135,904.16 | 570,255.50 | -434,351.34 |
| 022 9510 | DARBY - OHSAA TOURNAMENT 34,430.83 | 4,241.00 | 4,241.00 | 0.00 | 34,814.49 | 3,857.34 | 10,500.00 | -6,642.66 |
| 022 9610 | DAVIDSON - OHSAA TOURN 1,429.18 | 3,218.00 | 3,218.00 | 0.00 | 1,126.92 | 3,520.26 | 0.00 | 3,520.26 |
| 022 9710 | BRADLEY - OHSAA TOURN 429.71 | 5,040.00 | 5,040.00 | 0.00 | 0.00 | 5,469.71 | 5,088.17 | 381.54 |
| ----- | | | | | | | | |

POWERSCHOOL LLC
 DATE: 11/21/2017
 TIME: 09:17:29
 SELECTION CRITERIA: genledgr.fund<>'0049006'

HILLIARD CITY SCHOOL DISTRICT
 OH CASH POSITION REPORT

PAGE NUMBER: 11
 CASHPOSNEOH

ACCOUNTING PERIOD: 4/18

| FUND SCC | DESCRIPTION BEGIN BALANCE | MTD RECEIPTS | FYTD RECEIPTS | MTD EXPENDITURES | FYTD EXPENDITURES | CURRENT FUND BALANCE | CURRENT ENCUMBRANCE | UNENCUMBERED FUND BALANCE |
|-----------|--|-----------------|------------------|---------------------|----------------------|-------------------------|------------------------|------------------------------|
| TOTAL FOR | Fund 022: -41,440.53 | 1,219,400.83 | 4,798,597.45 | 1,192,451.97 | 4,845,546.16 | -88,389.24 | 743,257.71 | -831,646.95 |
| 024 0000 | SELF INSURANCE 5,499,247.89 | 2,070,272.34 | 8,274,588.99 | 2,127,139.86 | 10,142,777.98 | 3,631,058.90 | 10,108,739.52 | -6,477,680.62 |
| 024 9001 | WORKERS COMP SI 420,439.91 | 29,207.41 | 115,368.38 | 2,305.72 | 78,613.12 | 457,195.17 | 248,885.48 | 208,309.69 |
| 024 9002 | DENTAL SELF INSURANCE 416,439.36 | 156,312.25 | 621,972.72 | 137,789.16 | 623,015.78 | 415,396.30 | 2,134,859.37 | -1,719,463.07 |
| TOTAL FOR | Fund 024: 6,336,127.16 | 2,255,792.00 | 9,011,930.09 | 2,267,234.74 | 10,844,406.88 | 4,503,650.37 | 12,492,484.37 | -7,988,834.00 |
| 031 9000 | UNDERGROUND STORAGE TANKS 11,000.00 | 0.00 | 0.00 | 0.00 | 0.00 | 11,000.00 | 0.00 | 11,000.00 |
| TOTAL FOR | Fund 031: 11,000.00 | 0.00 | 0.00 | 0.00 | 0.00 | 11,000.00 | 0.00 | 11,000.00 |
| 200 9030 | STUDENT COUNCIL - BEACON 352.62 | 0.00 | 0.00 | 0.00 | 0.00 | 352.62 | 0.00 | 352.62 |
| 200 9070 | STDNT LEADER TEAM -HCR 381.98 | 0.00 | 0.00 | 0.00 | 0.00 | 381.98 | 0.00 | 381.98 |
| 200 9090 | STUDENT COUNCIL-HTE 3,075.23 | 0.00 | 0.00 | 0.00 | 0.00 | 3,075.23 | 0.00 | 3,075.23 |
| 200 9100 | STUDENT LEADERS - JWR 693.00 | 0.00 | 0.00 | 0.00 | 0.00 | 693.00 | 0.00 | 693.00 |
| 200 9120 | STUDENT COUNCIL - RGW 1,233.14 | 0.00 | 0.00 | 0.00 | 0.00 | 1,233.14 | 0.00 | 1,233.14 |
| 200 9140 | STUDENT COUNCIL - HST 271.65 | 0.00 | 0.00 | 0.00 | 0.00 | 271.65 | 0.00 | 271.65 |
| 200 9211 | SKI CLUB - HERITAGE 1,539.23 | 0.00 | 0.00 | 0.00 | 0.00 | 1,539.23 | 0.00 | 1,539.23 |
| 200 9212 | NEWSPAPER - HERITAGE 39.89 | 0.00 | 0.00 | 0.00 | 0.00 | 39.89 | 0.00 | 39.89 |
| 200 9213 | YEARBOOK - HERITAGE 3,178.17 | 0.00 | 0.00 | 0.00 | 0.00 | 3,178.17 | 0.00 | 3,178.17 |

POWERSCHOOL LLC
 DATE: 11/21/2017
 TIME: 09:17:29
 SELECTION CRITERIA: genledgr.fund<>'0049006'

HILLIARD CITY SCHOOL DISTRICT
 OH CASH POSITION REPORT

PAGE NUMBER: 12
 CASHPOSNEOH

ACCOUNTING PERIOD: 4/18

| FUND | SCC | DESCRIPTION BEGIN BALANCE | MTD RECEIPTS | FYTD RECEIPTS | MTD EXPENDITURES | FYTD EXPENDITURES | CURRENT FUND BALANCE | CURRENT ENCUMBRANCE | UNENCUMBERED FUND BALANCE |
|------|------|---------------------------------------|-----------------|------------------|---------------------|----------------------|-------------------------|------------------------|------------------------------|
| 200 | 9214 | DRAMA CLUB - HERITAGE 4,240.81 | 0.00 | 0.00 | 0.00 | 0.00 | 4,240.81 | 0.00 | 4,240.81 |
| 200 | 9215 | LEADERSHIP ACADEMY - HMS 2,128.31 | 536.00 | 536.00 | 0.00 | 0.00 | 2,664.31 | 0.00 | 2,664.31 |
| 200 | 9217 | ART CLUB - HERITAGE 221.64 | 0.00 | 0.00 | 0.00 | 0.00 | 221.64 | 0.00 | 221.64 |
| 200 | 9218 | SCHOOL STORE - HERITAGE 1,098.95 | 0.00 | 0.00 | 0.00 | 0.00 | 1,098.95 | 0.00 | 1,098.95 |
| 200 | 9219 | SOCIAL STUDIES CLUB - HMS 1,434.42 | 0.00 | 0.00 | 0.00 | 0.00 | 1,434.42 | 0.00 | 1,434.42 |
| 200 | 9220 | MATH CLUB - HERITAGE 15.82 | 0.00 | 0.00 | 0.00 | 0.00 | 15.82 | 0.00 | 15.82 |
| 200 | 9221 | ENVIRONMENT CLUB - HMS 488.00 | 0.00 | 0.00 | 0.00 | 0.00 | 488.00 | 0.00 | 488.00 |
| 200 | 9311 | SKI CLUB - MEMORIAL 199.54 | 0.00 | 0.00 | 0.00 | 0.00 | 199.54 | 0.00 | 199.54 |
| 200 | 9312 | SCHOOL STORE - MEMORIAL 21.63 | 0.00 | -21.63 | 0.00 | 0.00 | 0.00 | 0.00 | 0.00 |
| 200 | 9313 | YEARBOOK - MEMORIAL 1,471.38 | 0.00 | 0.00 | 0.00 | 0.00 | 1,471.38 | 1,080.00 | 391.38 |
| 200 | 9314 | MATH CLUB - MEMORIAL 1,757.97 | 0.00 | 0.00 | 0.00 | 0.00 | 1,757.97 | 0.00 | 1,757.97 |
| 200 | 9315 | SODA CLUB - MEMORIAL -80.37 | 0.00 | 21.63 | 0.00 | 0.00 | -58.74 | 0.00 | -58.74 |
| 200 | 9316 | RENAISSANCE CLUB - MMS 258.84 | 0.00 | 0.00 | 0.00 | 0.00 | 258.84 | 0.00 | 258.84 |
| 200 | 9317 | JR NHS - MMS 1,474.03 | 0.00 | 0.00 | 0.00 | 0.00 | 1,474.03 | 0.00 | 1,474.03 |
| 200 | 9318 | DRAMA CLUB - MEMORIAL 9,100.69 | -3,500.00 | -3,500.00 | 0.00 | 0.00 | 5,600.69 | 685.00 | 4,915.69 |
| 200 | 9319 | FUNDS FOR FITNESS - MMS 16.28 | 0.00 | 0.00 | 0.00 | 0.00 | 16.28 | 0.00 | 16.28 |
| 200 | 9320 | LIBRARY CLUB - MEMORIAL 1,342.48 | 0.00 | 0.00 | 0.00 | 0.00 | 1,342.48 | 0.00 | 1,342.48 |
| 200 | 9321 | LEADERSHIP ACADEMY - MMS 564.91 | 0.00 | 0.00 | 0.00 | 0.00 | 564.91 | 0.00 | 564.91 |

POWERSCHOOL LLC
 DATE: 11/21/2017
 TIME: 09:17:29
 SELECTION CRITERIA: genledgr.fund<>'0049006'

HILLIARD CITY SCHOOL DISTRICT
 OH CASH POSITION REPORT

ACCOUNTING PERIOD: 4/18

| FUND | SCC | DESCRIPTION BEGIN BALANCE | MTD RECEIPTS | FYTD RECEIPTS | MTD EXPENDITURES | FYTD EXPENDITURES | CURRENT FUND BALANCE | CURRENT ENCUMBRANCE | UNENCUMBERED FUND BALANCE |
|------|------|---------------------------------------|-----------------|------------------|---------------------|----------------------|-------------------------|------------------------|------------------------------|
| 200 | 9322 | DIVERSITY CLUB - MEMORIAL 1,305.51 | 0.00 | 0.00 | 0.00 | 0.00 | 1,305.51 | 900.00 | 405.51 |
| 200 | 9411 | SKI CLUB - WEAVER 2,036.84 | 900.00 | 900.00 | 0.00 | 0.00 | 2,936.84 | 8,800.00 | -5,863.16 |
| 200 | 9413 | YEARBOOK - WEAVER 4,852.36 | 0.00 | 0.00 | 0.00 | 323.60 | 4,528.76 | 0.00 | 4,528.76 |
| 200 | 9511 | ART CLUB - DARBY 1,238.70 | 0.00 | 500.00 | 0.00 | 0.00 | 1,738.70 | 2,100.00 | -361.30 |
| 200 | 9512 | CLAY CATS - DARBY 518.42 | 0.00 | 0.00 | 270.11 | 270.11 | 248.31 | 779.89 | -531.58 |
| 200 | 9513 | THEATRE TROUPE - DARBY 12,383.60 | 0.00 | 203.85 | 1,436.17 | 1,675.69 | 10,911.76 | 10,854.31 | 57.45 |
| 200 | 9514 | LITERARY ARTS - DARBY 1,169.22 | 0.00 | 0.00 | 0.00 | 0.00 | 1,169.22 | 0.00 | 1,169.22 |
| 200 | 9515 | GIRLS IN SCIENCE - DARBY 75.31 | 0.00 | 140.00 | 0.00 | 0.00 | 215.31 | 500.00 | -284.69 |
| 200 | 9516 | NEWSPAPER - DARBY 40.00 | 0.00 | 0.00 | 0.00 | 0.00 | 40.00 | 0.00 | 40.00 |
| 200 | 9519 | FRENCH CLUB - DARBY 785.24 | 0.00 | 280.00 | 247.00 | 247.00 | 818.24 | 200.00 | 618.24 |
| 200 | 9522 | SPANISH CLUB - DARBY 34.56 | 0.00 | 0.00 | 0.00 | 0.00 | 34.56 | 0.00 | 34.56 |
| 200 | 9523 | MATH CLUB - DARBY 336.81 | 0.00 | 0.00 | 0.00 | 0.00 | 336.81 | 240.00 | 96.81 |
| 200 | 9524 | HOMECOMING - DARBY 14,717.81 | 14,653.88 | 14,653.88 | 8,085.66 | 10,485.66 | 18,886.03 | 1,409.99 | 17,476.04 |
| 200 | 9525 | SCIENCE CLUB - DARBY 242.13 | 0.00 | 0.00 | 0.00 | 0.00 | 242.13 | 0.00 | 242.13 |
| 200 | 9526 | ORCHESTRA CLUB - DARBY 662.38 | 0.00 | 0.00 | 0.00 | 0.00 | 662.38 | 0.00 | 662.38 |
| 200 | 9527 | NATIONAL HONOR SOC- DBY 1,410.90 | 165.00 | 4,017.81 | 0.00 | 0.00 | 5,428.71 | 6,300.00 | -871.29 |
| 200 | 9528 | PANTHER AMBASSADORS - DBY 699.50 | 0.00 | 0.00 | 0.00 | 0.00 | 699.50 | 1,400.00 | -700.50 |
| 200 | 9529 | RENAISSANCE CLUB - DARBY | | | | | | | |

POWERSCHOOL LLC
 DATE: 11/21/2017
 TIME: 09:17:29
 SELECTION CRITERIA: genledgr.fund<>'0049006'

HILLIARD CITY SCHOOL DISTRICT
 OH CASH POSITION REPORT

PAGE NUMBER: 14
 CASHPOSNEOH

ACCOUNTING PERIOD: 4/18

| FUND SCC | DESCRIPTION BEGIN BALANCE | MTD RECEIPTS | FYTD RECEIPTS | MTD EXPENDITURES | FYTD EXPENDITURES | CURRENT FUND BALANCE | CURRENT ENCUMBRANCE | UNENCUMBERED FUND BALANCE |
|----------|--------------------------------------|-----------------|------------------|---------------------|----------------------|-------------------------|------------------------|------------------------------|
| | 5,789.31 | 0.00 | 0.00 | 499.48 | 956.82 | 4,832.49 | 5,600.52 | -768.03 |
| 200 9530 | CHINESE CLUB - DARBY/ILC -1.84 | 300.00 | 490.00 | 36.70 | 36.70 | 451.46 | 463.30 | -11.84 |
| 200 9532 | F.C.C.L.A. - DARBY 2,451.72 | 0.00 | 0.00 | 0.00 | 0.00 | 2,451.72 | 0.00 | 2,451.72 |
| 200 9533 | JR STATE OF AMERICA-DBY 19.92 | 0.00 | 0.00 | 0.00 | 0.00 | 19.92 | 0.00 | 19.92 |
| 200 9535 | KEY CLUB - DARBY 558.07 | 1,603.00 | 1,603.00 | 0.00 | 0.00 | 2,161.07 | 10,400.00 | -8,238.93 |
| 200 9537 | QUIZ TEAM - DARBY 411.88 | 0.00 | 0.00 | 0.00 | 0.00 | 411.88 | 0.00 | 411.88 |
| 200 9541 | LIBRARY CLUB - DARBY 180.00 | 0.00 | 0.00 | 0.00 | 0.00 | 180.00 | 0.00 | 180.00 |
| 200 9542 | YEARBOOK - DARBY 5,206.11 | 1,210.00 | 1,540.00 | 200.00 | 200.00 | 6,546.11 | 3,000.00 | 3,546.11 |
| 200 9546 | GAY STRAIGHT ALLIANCE-DBY 5.87 | 0.00 | 0.00 | 0.00 | 0.00 | 5.87 | 0.00 | 5.87 |
| 200 9547 | ADVANCED FITNESS - DARBY 0.18 | 0.00 | 0.00 | 0.00 | 0.00 | 0.18 | 0.00 | 0.18 |
| 200 9549 | PARTNERS' CLUB - DARBY 80.72 | 0.00 | 0.00 | 0.00 | 0.00 | 80.72 | 0.00 | 80.72 |
| 200 9551 | INTERACT CLUB - DARBY 5,555.05 | 80.00 | 80.00 | 149.30 | 260.03 | 5,375.02 | 589.27 | 4,785.75 |
| 200 9553 | SCIENCE ACTIVITY - DARBY 475.33 | 0.00 | 0.00 | 0.00 | 0.00 | 475.33 | 0.00 | 475.33 |
| 200 9554 | PHOTOGRAPHY CLUB - DARBY 2,733.61 | 340.00 | 1,810.00 | 0.00 | 2,204.05 | 2,339.56 | 3,745.95 | -1,406.39 |
| 200 9555 | DIVERSITY CLUB - DARBY 911.28 | 0.00 | 0.00 | 0.00 | 0.00 | 911.28 | 2,150.00 | -1,238.72 |
| 200 9556 | INTRAMURALS - DARBY 658.13 | 0.00 | 0.00 | 0.00 | 0.00 | 658.13 | 700.00 | -41.87 |
| 200 9565 | CLASS OF 2005 - DARBY 475.74 | 0.00 | 0.00 | 0.00 | 0.00 | 475.74 | 0.00 | 475.74 |
| 200 9567 | CLASS OF 2007 - DARBY 500.00 | 0.00 | 0.00 | 0.00 | 0.00 | 500.00 | 0.00 | 500.00 |

POWERSCHOOL LLC
 DATE: 11/21/2017
 TIME: 09:17:29
 SELECTION CRITERIA: genledgr.fund<>'0049006'

HILLIARD CITY SCHOOL DISTRICT
 OH CASH POSITION REPORT

PAGE NUMBER: 15
 CASHPOSNEOH

ACCOUNTING PERIOD: 4/18

| FUND | SCC | DESCRIPTION BEGIN BALANCE | MTD RECEIPTS | FYTD RECEIPTS | MTD EXPENDITURES | FYTD EXPENDITURES | CURRENT FUND BALANCE | CURRENT ENCUMBRANCE | UNENCUMBERED FUND BALANCE |
|------|------|------------------------------------|-----------------|------------------|---------------------|----------------------|-------------------------|------------------------|------------------------------|
| 200 | 9568 | CLASS OF 2008 - DARBY 500.00 | 0.00 | 0.00 | 0.00 | 0.00 | 500.00 | 0.00 | 500.00 |
| 200 | 9569 | CLASS OF 2009 - DARBY 500.00 | 0.00 | 0.00 | 0.00 | 0.00 | 500.00 | 0.00 | 500.00 |
| 200 | 9570 | CLASS OF 2010 - DARBY 100.00 | 0.00 | 0.00 | 0.00 | 0.00 | 100.00 | 0.00 | 100.00 |
| 200 | 9571 | CLASS OF 2021 - DARBY 0.00 | 0.00 | 0.00 | 0.00 | 0.00 | 0.00 | 150.00 | -150.00 |
| 200 | 9572 | CLASS OF 2012 - DARBY 500.00 | 0.00 | 0.00 | 0.00 | 0.00 | 500.00 | 0.00 | 500.00 |
| 200 | 9573 | CLASS OF 2013 - DARBY 493.28 | 0.00 | 0.00 | 0.00 | 0.00 | 493.28 | 0.00 | 493.28 |
| 200 | 9574 | CLASS OF 2014 - DARBY 1,209.83 | 0.00 | 0.00 | 0.00 | 0.00 | 1,209.83 | 0.00 | 1,209.83 |
| 200 | 9575 | CLASS OF 2015 - DARBY 1,322.96 | 0.00 | 0.00 | 0.00 | 0.00 | 1,322.96 | 0.00 | 1,322.96 |
| 200 | 9576 | CLASS OF 2016 - DARBY 2,549.65 | 0.00 | 0.00 | 0.00 | 0.00 | 2,549.65 | 0.00 | 2,549.65 |
| 200 | 9577 | CLASS OF 2017 - DARBY 3,020.97 | 0.00 | 0.00 | 0.00 | 0.00 | 3,020.97 | 0.00 | 3,020.97 |
| 200 | 9578 | CLASS OF 2018 - DARBY 7,159.23 | 50.00 | 986.01 | 27.85 | 1,183.63 | 6,961.61 | 2,336.37 | 4,625.24 |
| 200 | 9579 | CLASS OF 2019 - DARBY 5,304.82 | 2,906.55 | 2,906.55 | 0.00 | 0.00 | 8,211.37 | 27,904.00 | -19,692.63 |
| 200 | 9580 | CLASS OF 2020 - DARBY 298.35 | 752.00 | 752.00 | 0.00 | 0.00 | 1,050.35 | 4,200.00 | -3,149.65 |
| 200 | 9581 | CLASS OF 2021 - DARBY 0.00 | 0.00 | 2,400.00 | 0.00 | 0.00 | 2,400.00 | 0.00 | 2,400.00 |
| 200 | 9582 | TRAVEL CLUB - HILLIARD 22.38 | 0.00 | 0.00 | 0.00 | 0.00 | 22.38 | 1,000.00 | -977.62 |
| 200 | 9611 | ART CLUB - DAVIDSON 741.36 | 0.00 | 70.00 | 0.00 | 0.00 | 811.36 | 0.00 | 811.36 |
| 200 | 9612 | DRAMA CLUB - DAVIDSON 61,051.66 | 7,550.57 | 8,369.23 | 7,447.44 | 8,457.65 | 60,963.24 | 3,807.35 | 57,155.89 |
| 200 | 9613 | BLUE TEAM - DAVIDSON 498.03 | 0.00 | 0.00 | 0.00 | 0.00 | 498.03 | 0.00 | 498.03 |

POWERSCHOOL LLC
 DATE: 11/21/2017
 TIME: 09:17:29
 SELECTION CRITERIA: genledgr.fund<>'0049006'

HILLIARD CITY SCHOOL DISTRICT
 OH CASH POSITION REPORT

PAGE NUMBER: 16
 CASHPOSNEOH

ACCOUNTING PERIOD: 4/18

| FUND | SCC | DESCRIPTION BEGIN BALANCE | MTD RECEIPTS | FYTD RECEIPTS | MTD EXPENDITURES | FYTD EXPENDITURES | CURRENT FUND BALANCE | CURRENT ENCUMBRANCE | UNENCUMBERED FUND BALANCE |
|------|------|---------------------------------------|-----------------|------------------|---------------------|----------------------|-------------------------|------------------------|------------------------------|
| 200 | 9614 | CHEMISTRY CLUB - DAVIDSON 2,813.81 | 0.00 | 0.00 | 0.00 | 0.00 | 2,813.81 | 0.00 | 2,813.81 |
| 200 | 9615 | PHYSICS CLUB - DAVIDSON 2,760.31 | 0.00 | 0.00 | 0.00 | 1,919.92 | 840.39 | 7,530.00 | -6,689.61 |
| 200 | 9616 | FILM FEST - DAVIDSON 3,076.82 | 0.00 | 0.00 | 507.63 | 1,507.63 | 1,569.19 | 61.60 | 1,507.59 |
| 200 | 9617 | WILDCAT NEWSPAPER - DAV 494.14 | 1,095.24 | 1,095.24 | 0.00 | 0.00 | 1,589.38 | 2,800.00 | -1,210.62 |
| 200 | 9618 | BOOK CLUB - DAVIDSON 109.00 | 0.00 | 0.00 | 0.00 | 0.00 | 109.00 | 0.00 | 109.00 |
| 200 | 9619 | FRENCH CLUB - DAVIDSON 1,320.25 | 0.00 | 0.00 | 0.00 | 0.00 | 1,320.25 | 0.00 | 1,320.25 |
| 200 | 9620 | FRENCH HONOR SOCIETY-DAV 235.23 | 0.00 | 0.00 | 0.00 | 0.00 | 235.23 | 0.00 | 235.23 |
| 200 | 9621 | GERMAN CLUB - DAVIDSON 506.35 | 0.00 | 0.00 | 0.00 | 56.54 | 449.81 | 343.46 | 106.35 |
| 200 | 9622 | SPANISH CLUB - DAVIDSON 172.22 | 85.00 | 85.00 | 0.00 | 0.00 | 257.22 | 57.00 | 200.22 |
| 200 | 9624 | TECH CREW - DAVIDSON 308.38 | 0.00 | 0.00 | 0.00 | 0.00 | 308.38 | 0.00 | 308.38 |
| 200 | 9625 | NATIONAL HONOR SOC - DAV 3,647.21 | 0.00 | 100.00 | 0.00 | 385.00 | 3,362.21 | 2,250.00 | 1,112.21 |
| 200 | 9626 | RENAISSANCE CLUB - DAV 23,188.94 | 242.00 | 422.40 | 331.72 | 1,209.95 | 22,401.39 | 3,140.05 | 19,261.34 |
| 200 | 9627 | CHESS CLUB - DAVIDSON 41.93 | 0.00 | 0.00 | 0.00 | 0.00 | 41.93 | 0.00 | 41.93 |
| 200 | 9628 | F.C.C.L.A. - DAVIDSON 1,735.85 | 0.00 | 0.00 | 0.00 | 0.00 | 1,735.85 | 0.00 | 1,735.85 |
| 200 | 9629 | A.F.S. - DAVIDSON 15.65 | 0.00 | 0.00 | 0.00 | 0.00 | 15.65 | 0.00 | 15.65 |
| 200 | 9630 | CULINARY ART CLUB - DAV 274.26 | 0.00 | 0.00 | 0.00 | 0.00 | 274.26 | 0.00 | 274.26 |
| 200 | 9632 | KEY CLUB - DAVIDSON 6,881.61 | 2,618.00 | 3,953.00 | 0.00 | 0.00 | 10,834.61 | 1,515.00 | 9,319.61 |
| 200 | 9633 | FUTURE MED CAREERS - DAV | | | | | | | |

POWERSCHOOL LLC
 DATE: 11/21/2017
 TIME: 09:17:29
 SELECTION CRITERIA: genledgr.fund<>'0049006'

HILLIARD CITY SCHOOL DISTRICT
 OH CASH POSITION REPORT

PAGE NUMBER: 17
 CASHPOSNEOH

ACCOUNTING PERIOD: 4/18

| FUND SCC | DESCRIPTION BEGIN BALANCE | MTD RECEIPTS | FYTD RECEIPTS | MTD EXPENDITURES | FYTD EXPENDITURES | CURRENT FUND BALANCE | CURRENT ENCUMBRANCE | UNENCUMBERED FUND BALANCE |
|----------|-------------------------------------|-----------------|------------------|---------------------|----------------------|-------------------------|------------------------|------------------------------|
| | 431.80 | 0.00 | 0.00 | 0.00 | 0.00 | 431.80 | 0.00 | 431.80 |
| 200 9634 | PRE-ENGINEERING - DAV 4,806.01 | 0.00 | 0.00 | 0.00 | 0.00 | 4,806.01 | 0.00 | 4,806.01 |
| 200 9635 | CBI - DAVIDSON 3,459.88 | 0.00 | 0.00 | 0.00 | 0.00 | 3,459.88 | 0.00 | 3,459.88 |
| 200 9636 | LEADERSHIP CLUB - DAV 987.06 | 0.00 | 0.00 | 0.00 | 0.00 | 987.06 | 0.00 | 987.06 |
| 200 9637 | SKI CLUB - DAVIDSON 2,983.06 | 9,110.00 | 9,110.00 | 0.00 | 0.00 | 12,093.06 | 6,600.00 | 5,493.06 |
| 200 9639 | STUDENT COUNCIL - DAV 38,430.22 | 13,193.90 | 15,468.90 | 3,513.62 | 6,663.98 | 47,235.14 | 8,524.72 | 38,710.42 |
| 200 9640 | CULTURAL AWARENESS - DAV 922.57 | 45.00 | 45.00 | 0.00 | 0.00 | 967.57 | 0.00 | 967.57 |
| 200 9641 | ENVIRONMENTAL AWARE - DAV 615.91 | 0.00 | 0.00 | 0.00 | 0.00 | 615.91 | 0.00 | 615.91 |
| 200 9642 | F.C.A. - DAVIDSON 49.55 | 0.00 | 0.00 | 0.00 | 0.00 | 49.55 | 0.00 | 49.55 |
| 200 9643 | FOCUS - DAVIDSON 2,541.63 | 0.00 | 400.00 | 0.00 | 485.47 | 2,456.16 | 264.53 | 2,191.63 |
| 200 9644 | YOUTH TO YOUTH - DAVIDSON 566.60 | 0.00 | 0.00 | 0.00 | 0.00 | 566.60 | 0.00 | 566.60 |
| 200 9645 | CODING CLUB - DAVIDSON 105.00 | 0.00 | 0.00 | 0.00 | 0.00 | 105.00 | 0.00 | 105.00 |
| 200 9646 | GAY STRAIGHT ALLIANCE-DAV 120.00 | 0.00 | 0.00 | 0.00 | 0.00 | 120.00 | 0.00 | 120.00 |
| 200 9647 | YEARBOOK - DAVIDSON 33,013.68 | 1,661.00 | 3,671.00 | 0.00 | 2,686.18 | 33,998.50 | 2,000.00 | 31,998.50 |
| 200 9648 | FUTURE EDUCATORS-DAV 123.32 | 0.00 | 0.00 | 0.00 | 0.00 | 123.32 | 0.00 | 123.32 |
| 200 9649 | F.H.A. - DAVIDSON 397.00 | 0.00 | 0.00 | 0.00 | 0.00 | 397.00 | 0.00 | 397.00 |
| 200 9650 | MENTORING FOR PEACE-DAV 46.00 | 0.00 | 0.00 | 0.00 | 0.00 | 46.00 | 0.00 | 46.00 |
| 200 9651 | LAS GATITAS - DAVIDSON 299.40 | 0.00 | 0.00 | 0.00 | 0.00 | 299.40 | 0.00 | 299.40 |

POWERSCHOOL LLC
 DATE: 11/21/2017
 TIME: 09:17:29
 SELECTION CRITERIA: genledgr.fund<>'0049006'

HILLIARD CITY SCHOOL DISTRICT
 OH CASH POSITION REPORT

PAGE NUMBER: 18
 CASHPOSNEOH

ACCOUNTING PERIOD: 4/18

| FUND SCC | DESCRIPTION BEGIN BALANCE | MTD RECEIPTS | FYTD RECEIPTS | MTD EXPENDITURES | FYTD EXPENDITURES | CURRENT FUND BALANCE | CURRENT ENCUMBRANCE | UNENCUMBERED FUND BALANCE |
|----------|---------------------------------------|-----------------|------------------|---------------------|----------------------|-------------------------|------------------------|------------------------------|
| 200 9652 | TRAVEL CLUB - DAVIDSON 34.70 | 0.00 | 0.00 | 0.00 | 0.00 | 34.70 | 0.00 | 34.70 |
| 200 9653 | GO GREEN TEAM - DAVIDSON 0.15 | 0.00 | 0.00 | 0.00 | 0.00 | 0.15 | 0.00 | 0.15 |
| 200 9654 | CATS TEAM - DAVIDSON 59.03 | 0.00 | 0.00 | 0.00 | 0.00 | 59.03 | 0.00 | 59.03 |
| 200 9655 | LIFE SKILLS - DAVIDSON 3,360.07 | 106.50 | 264.50 | 25.95 | 25.95 | 3,598.62 | 674.05 | 2,924.57 |
| 200 9656 | INTERACT CLUB - DAVIDSON 4,450.78 | 869.30 | 1,019.30 | 522.05 | 522.05 | 4,948.03 | 400.00 | 4,548.03 |
| 200 9657 | GERMAN AMERICAN PARTN-DAV 410.40 | 0.00 | 0.00 | 0.00 | 0.00 | 410.40 | 0.00 | 410.40 |
| 200 9658 | BROADWAY SERIES - DAV 54.48 | 3,590.00 | 5,200.00 | 688.10 | 688.10 | 4,566.38 | 6,205.35 | -1,638.97 |
| 200 9659 | NEW STUDENT MENTORS - DAV 2,184.35 | 0.00 | 0.00 | 503.89 | 632.96 | 1,551.39 | 1,800.00 | -248.61 |
| 200 9660 | CLASS OF 2000 - DAVIDSON 467.42 | 0.00 | 0.00 | 0.00 | 0.00 | 467.42 | 0.00 | 467.42 |
| 200 9663 | CLASS OF 2003 - DAVIDSON 9.77 | 0.00 | 0.00 | 0.00 | 0.00 | 9.77 | 0.00 | 9.77 |
| 200 9665 | CLASS OF 2005 - DAVIDSON 500.00 | 0.00 | 0.00 | 0.00 | 0.00 | 500.00 | 0.00 | 500.00 |
| 200 9666 | CLASS OF 2006 - DAVIDSON 500.00 | 0.00 | 0.00 | 0.00 | 0.00 | 500.00 | 0.00 | 500.00 |
| 200 9667 | CLASS OF 2007 - DAVIDSON 500.00 | 0.00 | 0.00 | 0.00 | 0.00 | 500.00 | 0.00 | 500.00 |
| 200 9668 | CLASS OF 2008 - DAVIDSON 500.00 | 0.00 | 0.00 | 0.00 | 0.00 | 500.00 | 0.00 | 500.00 |
| 200 9669 | CLASS OF 2009 - DAVIDSON 500.00 | 0.00 | 0.00 | 0.00 | 0.00 | 500.00 | 0.00 | 500.00 |
| 200 9670 | CLASS OF 2010 - DAVIDSON 207.24 | 0.00 | 0.00 | 0.00 | 0.00 | 207.24 | 0.00 | 207.24 |
| 200 9671 | CLASS OF 2011 - DAVIDSON 348.08 | 0.00 | 0.00 | 0.00 | 0.00 | 348.08 | 0.00 | 348.08 |
| 200 9672 | CLASS OF 2012 - DAVIDSON 581.81 | 0.00 | 0.00 | 0.00 | 0.00 | 581.81 | 0.00 | 581.81 |

POWERSCHOOL LLC
 DATE: 11/21/2017
 TIME: 09:17:29
 SELECTION CRITERIA: genledgr.fund<>'0049006'

HILLIARD CITY SCHOOL DISTRICT
 OH CASH POSITION REPORT

PAGE NUMBER: 19
 CASHPOSNEOH

ACCOUNTING PERIOD: 4/18

| FUND | SCC | DESCRIPTION BEGIN BALANCE | MTD RECEIPTS | FYTD RECEIPTS | MTD EXPENDITURES | FYTD EXPENDITURES | CURRENT FUND BALANCE | CURRENT ENCUMBRANCE | UNENCUMBERED FUND BALANCE |
|------|------|--------------------------------------|-----------------|------------------|---------------------|----------------------|-------------------------|------------------------|------------------------------|
| 200 | 9673 | CLASS OF 2013 - DAVIDSON 575.76 | 0.00 | 0.00 | 0.00 | 0.00 | 575.76 | 0.00 | 575.76 |
| 200 | 9674 | CLASS OF 2014 - DAVIDSON 631.22 | 0.00 | 0.00 | 0.00 | 0.00 | 631.22 | 0.00 | 631.22 |
| 200 | 9675 | CLASS OF 2015 - DAVIDSON 1,656.78 | 0.00 | 0.00 | 0.00 | 0.00 | 1,656.78 | 0.00 | 1,656.78 |
| 200 | 9676 | CLASS OF 2016 - DAVIDSON 333.58 | 0.00 | 0.00 | 0.00 | 0.00 | 333.58 | 0.00 | 333.58 |
| 200 | 9677 | CLASS OF 2017 - DAVIDSON 753.51 | 0.00 | 0.00 | 0.00 | 0.00 | 753.51 | 0.00 | 753.51 |
| 200 | 9678 | CLASS OF 2018 - DAVIDSON 1,411.13 | 0.00 | 0.00 | 0.00 | 0.00 | 1,411.13 | 0.00 | 1,411.13 |
| 200 | 9679 | CLASS OF 2019 - DAVIDSON 5,066.14 | 0.00 | 0.00 | 0.00 | 0.00 | 5,066.14 | 0.00 | 5,066.14 |
| 200 | 9680 | CLASS OF 2020 - DAVIDSON 2,099.34 | 1,450.00 | 1,450.00 | 1,125.00 | 1,125.00 | 2,424.34 | 0.00 | 2,424.34 |
| 200 | 9681 | MODEL UN CLUB - DAVIDSON 280.00 | 160.00 | 160.00 | 0.00 | 0.00 | 440.00 | 0.00 | 440.00 |
| 200 | 9711 | ART CLUB - BRADLEY 555.92 | 0.00 | 0.00 | 0.00 | 0.00 | 555.92 | 0.00 | 555.92 |
| 200 | 9713 | DRAMA CLUB - BRADLEY 36,085.10 | 4,176.79 | 4,176.79 | 931.08 | 2,513.56 | 37,748.33 | 6,786.44 | 30,961.89 |
| 200 | 9714 | BEST BUDDIES CLUB - BRD 3,950.10 | 0.00 | 0.00 | 0.00 | 0.00 | 3,950.10 | 0.00 | 3,950.10 |
| 200 | 9716 | REPORTER NEWSPAPER - BRD 499.32 | 0.00 | 65.00 | 0.00 | 264.00 | 300.32 | 0.00 | 300.32 |
| 200 | 9717 | FUTURE ENGINEERS - BRD 1,266.40 | 0.00 | 0.00 | 705.14 | 705.14 | 561.26 | 0.00 | 561.26 |
| 200 | 9718 | FUTURE BUSINESS LEAD-BRD 6,983.29 | 0.00 | 0.00 | 232.00 | 232.00 | 6,751.29 | 0.00 | 6,751.29 |
| 200 | 9719 | JAGS OF CLAY - BRADLEY 1,174.50 | 0.00 | 0.00 | 0.00 | 0.00 | 1,174.50 | 0.00 | 1,174.50 |
| 200 | 9720 | FRENCH CLUB - BRADLEY 0.59 | 0.00 | 0.00 | 0.00 | 0.00 | 0.59 | 0.00 | 0.59 |
| 200 | 9721 | GERMAN CLUB - BRADLEY | | | | | | | |

POWERSCHOOL LLC
 DATE: 11/21/2017
 TIME: 09:17:29
 SELECTION CRITERIA: genledgr.fund<>'0049006'

HILLIARD CITY SCHOOL DISTRICT
 OH CASH POSITION REPORT

PAGE NUMBER: 20
 CASHPOSNEOH

ACCOUNTING PERIOD: 4/18

| FUND SCC | DESCRIPTION BEGIN BALANCE | MTD RECEIPTS | FYTD RECEIPTS | MTD EXPENDITURES | FYTD EXPENDITURES | FUND | CURRENT BALANCE | CURRENT ENCUMBRANCE | UNENCUMBERED FUND BALANCE |
|----------|--------------------------------------|-----------------|------------------|---------------------|----------------------|------|--------------------|------------------------|------------------------------|
| | 490.71 | 0.00 | 0.00 | 0.00 | 0.00 | | 490.71 | 0.00 | 490.71 |
| 200 9722 | SPANISH CLUB - BRADLEY 141.70 | 0.00 | 0.00 | 0.00 | 0.00 | | 141.70 | 0.00 | 141.70 |
| 200 9723 | CHOIR - BRADLEY 0.21 | 0.00 | 0.00 | 0.00 | 0.00 | | 0.21 | 0.00 | 0.21 |
| 200 9724 | WORK STUDY COPY CNTR-BRD 2.09 | 0.00 | 0.00 | 0.00 | 0.00 | | 2.09 | 0.00 | 2.09 |
| 200 9725 | SCIENCE CLUB - BRADLEY 506.65 | 0.00 | 0.00 | 0.00 | 0.00 | | 506.65 | 0.00 | 506.65 |
| 200 9726 | WORK STUDY CLUB HIGH SCH 531.38 | 0.00 | 0.00 | 0.00 | 0.00 | | 531.38 | 0.00 | 531.38 |
| 200 9727 | NATIONAL HONOR SOCIET-BRD 611.45 | 0.00 | 25.00 | 130.94 | 130.94 | | 505.51 | 250.00 | 255.51 |
| 200 9728 | JAGUAR AMBASSADORS - BRD 1,053.04 | 0.00 | 0.00 | 0.00 | 0.00 | | 1,053.04 | 0.00 | 1,053.04 |
| 200 9729 | RENAISSANCE CLUB - BRD 201.00 | 0.00 | 0.00 | 0.00 | 0.00 | | 201.00 | 0.00 | 201.00 |
| 200 9732 | HILL ANTI DISTRACTDRV-BRD 198.53 | 0.00 | 0.00 | 0.00 | 0.00 | | 198.53 | 0.00 | 198.53 |
| 200 9733 | MATH CLUB - BRADLEY 0.50 | 0.00 | 0.00 | 0.00 | 0.00 | | 0.50 | 0.00 | 0.50 |
| 200 9736 | SPIRIT CLUB - BRADLEY 90.00 | 0.00 | 0.00 | 0.00 | 0.00 | | 90.00 | 0.00 | 90.00 |
| 200 9737 | SKI CLUB - BRADLEY 5,034.56 | 0.00 | 0.00 | 0.00 | 0.00 | | 5,034.56 | 4,550.00 | 484.56 |
| 200 9738 | INTRAMURALS - BRADLEY 25.00 | 0.00 | 0.00 | 0.00 | 0.00 | | 25.00 | 0.00 | 25.00 |
| 200 9740 | DIVERSITY CLUB - BRADLEY 546.88 | 0.00 | 0.00 | 0.00 | 0.00 | | 546.88 | 0.00 | 546.88 |
| 200 9741 | LIBRARY ADVISORY BRD-BRD 2,201.70 | 0.00 | 0.00 | 0.00 | 0.00 | | 2,201.70 | 0.00 | 2,201.70 |
| 200 9742 | YEARBOOK - BRADLEY 15,193.61 | 6,734.70 | 7,134.70 | 0.00 | 0.00 | | 22,328.31 | 0.00 | 22,328.31 |
| 200 9744 | YOUTH COUNCIL - BRADLEY 1,479.65 | 0.00 | 0.00 | 238.00 | 238.00 | | 1,241.65 | 0.00 | 1,241.65 |

POWERSCHOOL LLC
 DATE: 11/21/2017
 TIME: 09:17:29
 SELECTION CRITERIA: genledgr.fund<>'0049006'

HILLIARD CITY SCHOOL DISTRICT
 OH CASH POSITION REPORT

PAGE NUMBER: 21
 CASHPOSNEOH

ACCOUNTING PERIOD: 4/18

| FUND | SCC | DESCRIPTION BEGIN BALANCE | MTD RECEIPTS | FYTD RECEIPTS | MTD EXPENDITURES | FYTD EXPENDITURES | CURRENT FUND BALANCE | CURRENT ENCUMBRANCE | UNENCUMBERED FUND BALANCE |
|------|------|-------------------------------------|-----------------|------------------|---------------------|----------------------|-------------------------|------------------------|------------------------------|
| 200 | 9746 | GAY STRAIGHT ALLIANCE-BRD 197.88 | 0.00 | 0.00 | 0.00 | 0.00 | 197.88 | 0.00 | 197.88 |
| 200 | 9748 | FUTURE EDUCATORS - BRD 20.00 | 0.00 | 0.00 | 0.00 | 0.00 | 20.00 | 0.00 | 20.00 |
| 200 | 9751 | INTERACT CLUB - BRADLEY 6,231.68 | 480.00 | 1,380.00 | 219.78 | 219.78 | 7,391.90 | 380.22 | 7,011.68 |
| 200 | 9755 | LIFE SKILLS - BRADLEY 474.78 | 133.00 | 288.00 | 0.00 | 0.00 | 762.78 | 355.00 | 407.78 |
| 200 | 9772 | CLASS OF 2012 - BRADLEY 500.00 | 0.00 | 0.00 | 503.10 | 503.10 | -3.10 | 0.00 | -3.10 |
| 200 | 9773 | CLASS OF 2013 - BRADLEY 500.00 | 0.00 | 0.00 | 0.00 | 0.00 | 500.00 | 0.00 | 500.00 |
| 200 | 9774 | CLASS OF 2014 - BRADLEY 500.00 | 0.00 | 0.00 | 0.00 | 0.00 | 500.00 | 0.00 | 500.00 |
| 200 | 9775 | CLASS OF 2015 - BRADLEY 500.00 | 0.00 | 0.00 | 0.00 | 0.00 | 500.00 | 0.00 | 500.00 |
| 200 | 9776 | CLASS OF 2016 - BRADLEY 500.00 | 0.00 | 0.00 | 0.00 | 0.00 | 500.00 | 0.00 | 500.00 |
| 200 | 9777 | CLASS OF 2017 - BRADLEY 7,338.26 | 0.00 | 0.00 | 0.00 | 6,838.26 | 500.00 | 0.00 | 500.00 |
| 200 | 9778 | CLASS OF 2018 - BRADLEY 9,887.22 | 0.00 | 7,531.45 | 240.80 | 922.30 | 16,496.37 | 459.20 | 16,037.17 |
| 200 | 9779 | CLASS OF 2019 - BRADLEY 6,119.70 | 0.00 | 0.00 | 0.00 | 0.00 | 6,119.70 | 0.00 | 6,119.70 |
| 200 | 9780 | CLASS OF 2020 - BRADLEY 0.00 | 10,379.11 | 10,379.11 | 2,708.48 | 3,867.76 | 6,511.35 | 1,822.45 | 4,688.90 |
| 200 | 9930 | FILM FEST - ILC 250.00 | 0.00 | 0.00 | 0.00 | 0.00 | 250.00 | 0.00 | 250.00 |
| 200 | 9934 | CBI - ILC 906.81 | 0.00 | 0.00 | 0.00 | 0.00 | 906.81 | 0.00 | 906.81 |
| 200 | 9935 | INC - ILC 51.50 | 0.00 | 0.00 | 0.00 | 0.00 | 51.50 | 0.00 | 51.50 |
| 200 | 9936 | DISCOVER - ILC 296.00 | 0.00 | 0.00 | 0.00 | 0.00 | 296.00 | 0.00 | 296.00 |
| 200 | 9937 | EDU - ILC 327.00 | 0.00 | 0.00 | 0.00 | 0.00 | 327.00 | 0.00 | 327.00 |

POWERSCHOOL LLC
 DATE: 11/21/2017
 TIME: 09:17:29
 SELECTION CRITERIA: genledgr.fund<>'0049006'

HILLIARD CITY SCHOOL DISTRICT
 OH CASH POSITION REPORT

PAGE NUMBER: 22
 CASHPOSNEOH

ACCOUNTING PERIOD: 4/18

| FUND SCC | DESCRIPTION | MTD RECEIPTS | FYTD RECEIPTS | MTD EXPENDITURES | FYTD EXPENDITURES | CURRENT FUND BALANCE | CURRENT ENCUMBRANCE | UNENCUMBERED FUND BALANCE |
|-----------|---------------------------------------|--------------|---------------|------------------|-------------------|----------------------|---------------------|---------------------------|
| TOTAL FOR | Fund 200: 468,694.23 | 83,676.54 | 112,162.72 | 31,526.99 | 60,644.51 | 520,212.44 | 160,065.02 | 360,147.42 |
| 300 9001 | EXTENDED PROJECTS - GFTD 2,386.25 | 0.00 | 0.00 | 0.00 | 0.00 | 2,386.25 | 0.00 | 2,386.25 |
| 300 9002 | HILLIARD STUDENT ADVISORS 100.19 | 0.00 | 0.00 | 0.00 | 0.00 | 100.19 | 0.00 | 100.19 |
| 300 9003 | COLUMBUS ST ACADEMIC PART 8,344.46 | 0.00 | 135.93 | 0.00 | 0.00 | 8,480.39 | 0.00 | 8,480.39 |
| 300 9200 | ATHLETICS - HERITAGE 69,528.61 | 3,219.00 | 14,390.00 | 1,327.92 | 13,213.82 | 70,704.79 | 4,863.13 | 65,841.66 |
| 300 9202 | WELLNESS PROGRAM - HMS 689.31 | 841.00 | 841.00 | 0.00 | 501.57 | 1,028.74 | 0.00 | 1,028.74 |
| 300 9300 | ATHLETICS - MEMORIAL 40,974.11 | 5,518.00 | 15,119.00 | 1,514.00 | 3,579.79 | 52,513.32 | 3,885.21 | 48,628.11 |
| 300 9400 | ATHLETICS - WEAVER 53,353.18 | 3,908.00 | 12,307.00 | 2,494.70 | 14,803.44 | 50,856.74 | 2,803.62 | 48,053.12 |
| 300 9503 | KENYON PARTNERSHIP-DARBY 100.00 | 0.00 | 0.00 | 0.00 | 0.00 | 100.00 | 0.00 | 100.00 |
| 300 9509 | DARBY HS ATHLETICS 264,601.38 | 47,797.00 | 165,415.48 | 17,903.91 | 97,952.99 | 332,063.87 | 45,097.07 | 286,966.80 |
| 300 9510 | DARBY ATHLETICS OTH TOURN 1,477.47 | 23,187.00 | 23,187.00 | 885.00 | 2,221.94 | 22,442.53 | 13,115.00 | 9,327.53 |
| 300 9603 | KENYON PARTNERSHIP - DAV 300.00 | 0.00 | 0.00 | 0.00 | 0.00 | 300.00 | 0.00 | 300.00 |
| 300 9609 | DAVIDSON HS ATHLETICS 82,062.03 | 35,057.00 | 115,346.00 | 18,576.39 | 73,630.26 | 123,777.77 | 26,043.49 | 97,734.28 |
| 300 9610 | DAVIDSON HS ATHLETICS OTH -1.34 | 0.00 | 0.00 | 0.00 | 0.00 | -1.34 | 3,240.72 | -3,242.06 |
| 300 9611 | BASEBALL - DAVIDSON 1,541.93 | 700.00 | 2,900.00 | 0.00 | 941.00 | 3,500.93 | 60.00 | 3,440.93 |
| 300 9612 | BOYS' BASKETBALL - DAV 50.70 | 0.00 | 0.00 | 0.00 | 0.00 | 50.70 | 0.00 | 50.70 |
| 300 9613 | BOYS' SOCCER - DAVIDSON 15,944.93 | 1,200.00 | 10,065.91 | 1,648.75 | 14,361.55 | 11,649.29 | 2,376.00 | 9,273.29 |

POWERSCHOOL LLC
 DATE: 11/21/2017
 TIME: 09:17:29
 SELECTION CRITERIA: genledgr.fund<>'0049006'

HILLIARD CITY SCHOOL DISTRICT
 OH CASH POSITION REPORT

PAGE NUMBER: 23
 CASHPOSNEOH

ACCOUNTING PERIOD: 4/18

| FUND | SCC | DESCRIPTION BEGIN BALANCE | MTD RECEIPTS | FYTD RECEIPTS | MTD EXPENDITURES | FYTD EXPENDITURES | CURRENT FUND BALANCE | CURRENT ENCUMBRANCE | UNENCUMBERED FUND BALANCE |
|------|------|---------------------------------------|-----------------|------------------|---------------------|----------------------|-------------------------|------------------------|------------------------------|
| 300 | 9615 | BOYS' VOLLEYBALL - DAV 5,266.64 | 0.00 | 0.00 | 0.00 | 0.00 | 5,266.64 | 0.00 | 5,266.64 |
| 300 | 9616 | GIRLS BASKETBALL - DAV 1,066.94 | 0.00 | 0.00 | 0.00 | 0.00 | 1,066.94 | 0.00 | 1,066.94 |
| 300 | 9626 | BOYS' TENNIS - DAVIDSON 5,899.02 | 0.00 | 0.00 | 0.00 | 0.00 | 5,899.02 | 22.00 | 5,877.02 |
| 300 | 9627 | BOYS' TRACK - DAVIDSON 6,437.34 | 0.00 | 0.00 | 0.00 | 0.00 | 6,437.34 | 0.00 | 6,437.34 |
| 300 | 9628 | WRESTLING - DAVIDSON 15,543.01 | 0.00 | 0.00 | 468.00 | 9,204.00 | 6,339.01 | 205.00 | 6,134.01 |
| 300 | 9629 | WEIGHTLIFTING - DAVIDSON 38.45 | 0.00 | 0.00 | 0.00 | 0.00 | 38.45 | 0.00 | 38.45 |
| 300 | 9635 | GIRLS' VOLLEYBALL - DAV 9,014.45 | 0.00 | 0.00 | 0.00 | 1,969.80 | 7,044.65 | 0.00 | 7,044.65 |
| 300 | 9638 | INTRAMURALS - DAVIDSON 826.35 | 0.00 | 0.00 | 0.00 | 0.00 | 826.35 | 0.00 | 826.35 |
| 300 | 9639 | GIRLS' LACROSSE - DAV 628.69 | 0.00 | 0.00 | 0.00 | 0.00 | 628.69 | 0.00 | 628.69 |
| 300 | 9646 | GIRLS' TENNIS - DAVIDSON 2,207.45 | 547.95 | 1,047.95 | 82.62 | 2,512.37 | 743.03 | 0.00 | 743.03 |
| 300 | 9647 | GIRLS' TRACK - DAVIDSON 11,795.34 | 0.00 | 0.00 | 0.00 | 98.90 | 11,696.44 | 0.00 | 11,696.44 |
| 300 | 9653 | CHEERLEADING - DAVIDSON 411.27 | 0.00 | 0.00 | 0.00 | 0.00 | 411.27 | 0.00 | 411.27 |
| 300 | 9654 | BOYS GOLF - DAVIDSON 822.70 | 0.00 | 0.00 | 156.00 | 156.00 | 666.70 | 200.00 | 466.70 |
| 300 | 9655 | GIRLS GOLF - DAVIDSON 879.48 | 0.00 | 0.00 | 133.37 | 294.22 | 585.26 | 66.63 | 518.63 |
| 300 | 9656 | GIRLS CROSS COUNTRY - DAV 1,566.86 | 0.00 | 5,511.95 | 3,382.88 | 4,931.21 | 2,147.60 | 117.12 | 2,030.48 |
| 300 | 9658 | SWIMMING - DAVIDSON 2,513.54 | 0.00 | 0.00 | 0.00 | 0.00 | 2,513.54 | 0.00 | 2,513.54 |
| 300 | 9703 | KENYON PARTNERSHIP - BRD 300.00 | 0.00 | 0.00 | 0.00 | 0.00 | 300.00 | 0.00 | 300.00 |
| 300 | 9709 | BRADLEY HS ATHLETICS | | | | | | | |

POWERSCHOOL LLC
 DATE: 11/21/2017
 TIME: 09:17:29
 SELECTION CRITERIA: genledgr.fund<>'0049006'

HILLIARD CITY SCHOOL DISTRICT
 OH CASH POSITION REPORT

PAGE NUMBER: 24
 CASHPOSNEOH

ACCOUNTING PERIOD: 4/18

| FUND SCC | DESCRIPTION | MTD RECEIPTS | FYTD RECEIPTS | MTD EXPENDITURES | FYTD EXPENDITURES | CURRENT FUND BALANCE | CURRENT ENCUMBRANCE | UNENCUMBERED FUND BALANCE | |
|---------------------|---------------------------------------|--------------|---------------|------------------|-------------------|----------------------|---------------------|---------------------------|-------------|
| | | 169,983.51 | 40,030.00 | 122,450.00 | 5,147.74 | 79,793.25 | 212,640.26 | 54,036.43 | 158,603.83 |
| 300 9710 | BRD ATHLETICS OTH TOURN -9.69 | 0.00 | 0.00 | 0.00 | 0.00 | -9.69 | 0.00 | -9.69 | |
| TOTAL FOR Fund 300: | | 776,644.56 | 162,004.95 | 488,717.22 | 53,721.28 | 320,166.11 | 945,195.67 | 156,131.42 | 789,064.25 |
| 401 9717 | AUX ST BRENDAN FY17 51,170.12 | 0.00 | 0.00 | 0.00 | 51,170.12 | 0.00 | 0.00 | 0.00 | |
| 401 9718 | AUX ST. BRENDAN FY18 0.00 | 61.92 | 98,896.90 | 42,024.76 | 72,626.50 | 26,270.40 | 69,400.84 | -43,130.44 | |
| 401 9816 | AUX SUNRISE ACADEMY FY16 699.93 | 0.00 | 0.00 | 0.00 | 699.93 | 0.00 | 0.00 | 0.00 | |
| 401 9817 | AUX-SUNRISE ACADEMY FY17 81,175.04 | 0.00 | 0.00 | 30,243.32 | 81,175.04 | 0.00 | 0.00 | 0.00 | |
| 401 9818 | AUX-SUNRISE ACADEMY FY18 0.00 | 85.12 | 74,595.93 | 19,812.28 | 30,778.68 | 43,817.25 | 3,860.59 | 39,956.66 | |
| 401 9917 | AUX-DUBLIN PREP FY17 12,359.27 | 0.00 | 0.00 | 0.00 | 12,359.27 | 0.00 | 0.00 | 0.00 | |
| 401 9918 | AUX DUB PREP FY18 0.00 | 2.40 | 4,813.46 | 875.10 | 3,045.24 | 1,768.22 | 0.00 | 1,768.22 | |
| TOTAL FOR Fund 401: | | 145,404.36 | 149.44 | 178,306.29 | 92,955.46 | 251,854.78 | 71,855.87 | 73,261.43 | -1,405.56 |
| 499 9115 | ODNR GRANT 0.00 | 0.00 | 2,500.00 | 0.00 | 0.00 | 2,500.00 | 0.00 | 2,500.00 | |
| TOTAL FOR Fund 499: | | 0.00 | 0.00 | 2,500.00 | 0.00 | 0.00 | 2,500.00 | 0.00 | 2,500.00 |
| 516 9017 | IDEA-B SPEC ED FY17 -6,077.01 | 226,875.88 | 462,138.67 | 0.00 | 456,061.66 | 0.00 | 0.00 | 0.00 | |
| 516 9018 | IDEA-B SPEC ED FY18 0.00 | 236,062.33 | 236,062.33 | 226,534.57 | 460,405.37 | -224,343.04 | 118,370.35 | -342,713.39 | |
| TOTAL FOR Fund 516: | | -6,077.01 | 462,938.21 | 698,201.00 | 226,534.57 | 916,467.03 | -224,343.04 | 118,370.35 | -342,713.39 |

POWERSCHOOL LLC
 DATE: 11/21/2017
 TIME: 09:17:29
 SELECTION CRITERIA: genledgr.fund<>'0049006'

HILLIARD CITY SCHOOL DISTRICT
 OH CASH POSITION REPORT

PAGE NUMBER: 25
 CASHPOSNEOH

ACCOUNTING PERIOD: 4/18

| FUND SCC | DESCRIPTION BEGIN BALANCE | MTD RECEIPTS | FYTD RECEIPTS | MTD EXPENDITURES | FYTD EXPENDITURES | CURRENT FUND BALANCE | CURRENT ENCUMBRANCE | UNENCUMBERED FUND BALANCE |
|---------------------|--------------------------------------|-----------------|------------------|---------------------|----------------------|-------------------------|------------------------|------------------------------|
| 551 9017 | TITLE III - LEP FY17 1,716.84 | 19,625.78 | 36,955.97 | 0.00 | 38,672.81 | 0.00 | 0.00 | 0.00 |
| 551 9018 | TITLE III - LEP FY18 0.00 | 16,537.60 | 16,537.60 | 17,194.12 | 33,726.72 | -17,189.12 | 6.00 | -17,195.12 |
| ----- | | ----- | ----- | ----- | ----- | ----- | ----- | ----- |
| TOTAL FOR Fund 551: | 1,716.84 | 36,163.38 | 53,493.57 | 17,194.12 | 72,399.53 | -17,189.12 | 6.00 | -17,195.12 |
| 572 9017 | TITLE I - FY17 -2,086.56 | 104,263.73 | 222,975.19 | -2,198.96 | 220,888.63 | 0.00 | 0.00 | 0.00 |
| 572 9018 | TITLE I - FY18 0.00 | 128,168.42 | 128,168.42 | 93,626.86 | 216,335.55 | -88,167.13 | 26,450.78 | -114,617.91 |
| ----- | | ----- | ----- | ----- | ----- | ----- | ----- | ----- |
| TOTAL FOR Fund 572: | -2,086.56 | 232,432.15 | 351,143.61 | 91,427.90 | 437,224.18 | -88,167.13 | 26,450.78 | -114,617.91 |
| 587 9017 | PRE - K SPEC ED - FY17 2.08 | 2,313.00 | 4,681.86 | 0.00 | 4,683.94 | 0.00 | 0.00 | 0.00 |
| 587 9018 | PRE - K SPEC ED - FY18 0.00 | 5,387.11 | 5,387.11 | 5,077.59 | 10,462.70 | -5,075.59 | 1.00 | -5,076.59 |
| ----- | | ----- | ----- | ----- | ----- | ----- | ----- | ----- |
| TOTAL FOR Fund 587: | 2.08 | 7,700.11 | 10,068.97 | 5,077.59 | 15,146.64 | -5,075.59 | 1.00 | -5,076.59 |
| 590 9017 | TITLE II-A - FY17 -130.85 | 20,355.56 | 34,491.99 | 0.00 | 34,361.14 | 0.00 | 0.00 | 0.00 |
| 590 9018 | TITLE II-A - FY18 0.00 | 28,931.29 | 28,931.29 | 33,917.44 | 62,840.73 | -33,909.44 | 8,908.00 | -42,817.44 |
| ----- | | ----- | ----- | ----- | ----- | ----- | ----- | ----- |
| TOTAL FOR Fund 590: | -130.85 | 49,286.85 | 63,423.28 | 33,917.44 | 97,201.87 | -33,909.44 | 8,908.00 | -42,817.44 |
| 599 9017 | 21ST CENTURY GRANT- HZN -7,883.64 | 0.00 | 7,883.64 | 0.00 | 0.00 | 0.00 | 0.00 | 0.00 |
| 599 9018 | 21ST CENTURY GRANT- HZN 0.00 | 4,000.00 | 4,000.00 | 6,730.16 | 6,730.16 | -2,730.16 | 13,154.59 | -15,884.75 |
| 599 9118 | 21ST CENTURY GRANT- BRN | | | | | | | |

POWERSCHOOL LLC
 DATE: 11/21/2017
 TIME: 09:17:29
 SELECTION CRITERIA: genledgr.fund<>'0049006'

HILLIARD CITY SCHOOL DISTRICT
 OH CASH POSITION REPORT

ACCOUNTING PERIOD: 4/18

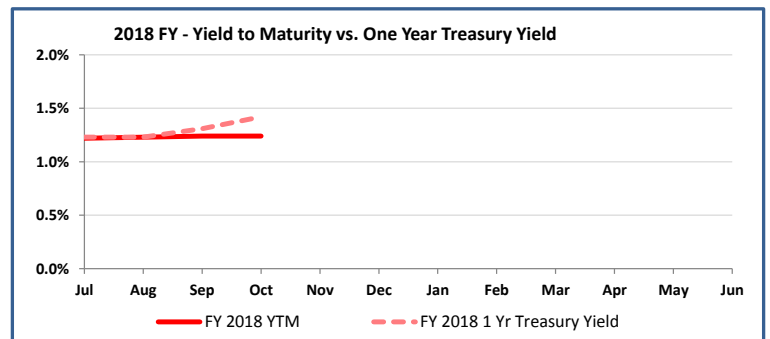
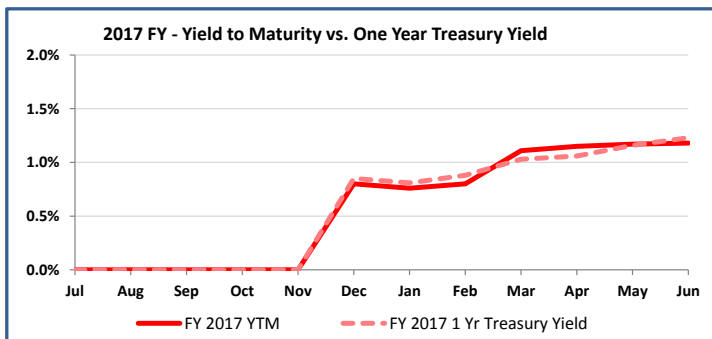
| FUND SCC | DESCRIPTION BEGIN BALANCE | MTD RECEIPTS | FYTD RECEIPTS | MTD EXPENDITURES | FYTD EXPENDITURES | CURRENT FUND BALANCE | CURRENT ENCUMBRANCE | UNENCUMBERED FUND BALANCE |
|---------------|------------------------------|-----------------|------------------|---------------------|----------------------|-------------------------|------------------------|------------------------------|
| | 0.00 | 0.00 | 0.00 | 6,004.52 | 6,004.52 | -6,004.52 | 12,714.69 | -18,719.21 |
| GRAND TOTALS: | 78,269,099.55 | 10,945,879.91 | 114,644,492.86 | 19,893,671.84 | 83,113,079.70 | 109,800,512.71 | 44,674,406.05 | 65,126,106.66 |

Hilliard City School District-Building Fund
Investment Report
As of October 31, 2017

| Issuer | Security Type | Location | Yield To Maturity | Settlement Date | Maturity Date | Purchase Price | Par | Days held | Length of Security |
|---------------------------------|------------------------|----------|-------------------|-----------------|---------------|-------------------|-------------------|---------------|--------------------|
| StarOhio-Building Fund | Money Market | n/a | 1.24% | 10/31/17 | 11/01/17 | 4,699,541 | 4,699,541 | 1.00 | 1.00 |
| StarOhio-Sweep | Money Market | n/a | 0.94% | 10/31/17 | 11/01/17 | 2,514,491 | 2,514,491 | 1.00 | 1.00 |
| Commercial Paper | Commercial Paper | HNB | 1.19% | 03/01/17 | 11/01/17 | 679,452 | 685,000 | 245.00 | 245.00 |
| Commercial Paper | Commercial Paper | HNB | 1.45% | 02/23/17 | 11/06/17 | 98,969 | 100,000 | 251.00 | 256.00 |
| Commercial Paper | Commercial Paper | HNB | 1.36% | 03/10/17 | 11/10/17 | 1,287,968 | 1,300,000 | 236.00 | 245.00 |
| Commercial Paper | Commercial Paper | HNB | 1.34% | 02/23/17 | 11/14/17 | 678,269 | 685,000 | 251.00 | 264.00 |
| Commercial Paper | Commercial Paper | HNB | 1.40% | 02/24/17 | 11/17/17 | 578,949 | 585,000 | 250.00 | 266.00 |
| Commercial Paper | Commercial Paper | HNB | 1.13% | 02/24/17 | 11/17/17 | 679,281 | 685,000 | 250.00 | 266.00 |
| Commercial Paper | Commercial Paper | HNB | 1.23% | 02/24/17 | 11/20/17 | 678,704 | 685,000 | 250.00 | 269.00 |
| Commercial Paper | Commercial Paper | HNB | 1.28% | 02/24/17 | 11/21/17 | 678,424 | 685,000 | 250.00 | 270.00 |
| Commercial Paper | Commercial Paper | HNB | 1.42% | 03/10/17 | 12/01/17 | 1,538,685 | 1,555,000 | 236.00 | 266.00 |
| Commercial Paper | Commercial Paper | HNB | 1.44% | 03/10/17 | 12/05/17 | 1,627,234 | 1,645,000 | 236.00 | 270.00 |
| Commercial Paper | Commercial Paper | HNB | 1.40% | 03/13/17 | 12/08/17 | 1,048,870 | 1,060,000 | 233.00 | 270.00 |
| Commercial Paper | Commercial Paper | HNB | 1.45% | 03/24/17 | 12/14/17 | 341,318 | 345,000 | 222.00 | 265.00 |
| Commercial Paper | Commercial Paper | HNB | 1.46% | 03/31/17 | 12/22/17 | 578,689 | 585,000 | 215.00 | 266.00 |
| Federal Home Loan Mortgage Corp | Coupon 1.120% | HNB | 1.12% | 03/20/17 | 03/07/18 | 1,496,904 | 1,500,000 | 226.00 | 352.00 |
| Federal Home Loan Mortgage Corp | Coupon 1.100% | HNB | 1.10% | 04/06/17 | 03/07/18 | 1,198,373 | 1,200,000 | 209.00 | 335.00 |
| CDARS (TriState Capital Bank) | Certificate of Deposit | n/a | 1.30% | 04/06/17 | 04/06/18 | 3,490,000 | 3,490,000 | 209.00 | 365.00 |
| Federal Home Loan Mortgage Corp | Coupon 1.084% | HNB | 1.08% | 03/20/17 | 04/09/18 | 1,299,823 | 1,300,000 | 226.00 | 385.00 |
| Federal Farm Credit Bank | Coupon 1.070% | HNB | 1.07% | 03/20/17 | 05/11/18 | 1,003,231 | 1,000,000 | 226.00 | 417.00 |
| Federal Home Loan Bank | Coupon 1.193% | HNB | 1.19% | 03/20/17 | 06/08/18 | 1,506,333 | 1,500,000 | 226.00 | 445.00 |
| Federal Home Loan Mortgage Corp | Coupon 1.193% | HNB | 1.19% | 03/20/17 | 06/22/18 | 597,235 | 595,000 | 226.00 | 459.00 |
| Federal Home Loan Mortgage Corp | Coupon 1.130% | HNB | 1.13% | 03/02/17 | 06/29/18 | 350,018 | 350,000 | 244.00 | 484.00 |
| Federal Home Loan Bank | Coupon 1.220% | HNB | 1.22% | 03/20/17 | 07/25/18 | 498,179 | 500,000 | 226.00 | 492.00 |
| Federal National Mortgage Assoc | Coupon 1.370% | HNB | 1.37% | 03/02/17 | 02/27/19 | 1,038,763 | 1,040,000 | 244.00 | 727.00 |
| Federal Home Loan Mortgage Corp | Coupon 1.350% | HNB | 1.35% | 03/02/17 | 04/15/19 | 849,653 | 850,000 | 244.00 | 774.00 |
| Federal Home Loan Bank | Coupon 1.440% | HNB | 1.44% | 03/02/17 | 05/24/19 | 998,906 | 1,000,000 | 244.00 | 813.00 |
| Federal National Mortgage Assoc | Coupon 1.660% | HNB | 1.66% | 03/02/17 | 02/28/20 | 14,933 | 15,000 | 244.00 | 1,093.00 |
| | | | | | | - | - | - | - |
| Total Portfolio | | | | | | <u>32,051,192</u> | <u>32,154,032</u> | <u>218.61</u> | <u>364.17</u> |

| | Total | % |
|-------------------------|----------------------|----------------|
| Bank Accounts | \$ - | 0.00% |
| Certificates of Deposit | 3,490,000 | 10.89% |
| Commercial Paper | 10,494,811 | 32.74% |
| Agencies | 10,852,349 | 33.86% |
| Money Market/Treasuries | - | 0.00% |
| StarOhio | 7,214,032 | 22.51% |
| Total Portfolio | <u>\$ 32,051,192</u> | <u>100.00%</u> |
| | \$ 32,051,192 | |

| | |
|------------------------------|----------|
| Monthly Interest | 29,449 |
| Total Interest Year To Date | 103,543 |
| Weighted Avg Yld to Maturity | 1.25% |
| Weighted Average Maturity | 117 Days |



POWERSCHOOL LLC
 DATE: 11/21/2017
 TIME: 12:41:01

HILLIARD CITY SCHOOL DISTRICT
 OUTSTANDING CHECKS

PAGE NUMBER: 1
 ACCTPA21
 ACCOUNTING PERIOD: 5/18

SELECTION CRITERIA: transact.yr='18' and transact.period='4' and transact.fund='0049006'

FUND/SCC - 0010000 - GENERAL FUND

| CASH ACCT | CHECK NUMBER | DATE ISSUED | DATE CLEARED | VENDOR | CLEARED | OUTSTANDING |
|--------------------|--------------|-------------|--------------|------------------------------------|--------------|-------------|
| A10100 | V6610 | 10/16/2017 | 10/16/2017 | 00999045 ACCURATE ELECTRIC | 4,669.03 | |
| A10100 | V6611 | 10/16/2017 | 10/16/2017 | 00999049 JOHN ERAMO & SONS INC. | 67,121.87 | |
| A10100 | V6612 | 10/16/2017 | 10/16/2017 | 0999051 NORTH CENTRAL FABRICATION | 8,504.40 | |
| A10100 | V6613 | 10/16/2017 | 10/16/2017 | 0999052 MW MIELKE, INC. | 5,890.44 | |
| A10100 | V6614 | 10/16/2017 | 10/16/2017 | 0999053 MILES-MCCLELLAN CONSTRUCT | 3,723.02 | |
| A10100 | V6615 | 10/16/2017 | 10/16/2017 | 0999054 MILCON COMMERCIAL CONCRET | 20,487.99 | |
| A10100 | V6617 | 10/16/2017 | 10/16/2017 | 0999057 CHEMCOTE, INC | 1,490.40 | |
| A10100 | V6618 | 10/16/2017 | 10/16/2017 | 0999059 HAROLD J BECKER CO INC. | 7,422.80 | |
| A10100 | V6620 | 10/16/2017 | 10/16/2017 | 0999056 GUTRIDGE PLUMBING, INC. | 6,621.49 | |
| A10100 | 165870 | 10/05/2017 | 10/12/2017 | 00005619 TRANE PARTS & SUPPLY | 13,313.25 | |
| A10100 | 165877 | 10/05/2017 | 10/12/2017 | 00006991 BRICKER & ECKLER LLP | 102.00 | |
| A10100 | 166044 | 10/12/2017 | 10/18/2017 | 00005619 TRANE PARTS & SUPPLY | 1,724.06 | |
| A10100 | 166059 | 10/12/2017 | 10/17/2017 | 00016179 GEOTECHNICAL CONSULTANTS | 14,578.25 | |
| A10100 | 166063 | 10/12/2017 | 10/13/2017 | 00018691 MCMILLEN PAVING | 11,965.00 | |
| A10100 | 166074 | 10/12/2017 | 10/17/2017 | 00022450 HAROLD J BECKER CO INC. | 144,738.50 | |
| A10100 | 166105 | 10/12/2017 | 10/13/2017 | 00025726 ELFORD INC. | 99,151.66 | |
| A10100 | 166107 | 10/12/2017 | 10/16/2017 | 00025813 GUTRIDGE PLUMBING INC. | 121,201.09 | |
| A10100 | 166179 | 10/16/2017 | 10/19/2017 | 00001589 CITY OF HILLIARD | 64.31 | |
| A10100 | 166442 | 10/26/2017 | 10/30/2017 | 00005619 TRANE PARTS & SUPPLY | 5,945.99 | |
| A10100 | 166470 | 10/26/2017 | 10/31/2017 | 00018659 SILCO FIRE PROTECTION | 234,659.00 | |
| A10100 | 166508 | 10/26/2017 | | 00025993 RDA GROUP ARCHITECTS, LLC | | 4,500.00 |
| A10100 | V166005 | 10/05/2017 | 10/05/2017 | 00015292 FANNING/HOWEY ASSOCIATES | 17,907.01 | |
| A10100 | V166128 | 10/12/2017 | 10/12/2017 | 00008625 ACCURATE ELECTRIC | 89,918.82 | |
| A10100 | V166137 | 10/12/2017 | 10/12/2017 | 00014666 B & C COMMUNICATIONS | 35,000.00 | |
| A10100 | V166147 | 10/12/2017 | 10/12/2017 | 00021773 JOHN ERAMO & SONS INC. | 20,771.16 | |
| A10100 | V166149 | 10/12/2017 | 10/12/2017 | 00022021 CHEMCOTE INC. | 43,714.60 | |
| A10100 | V166162 | 10/12/2017 | 10/12/2017 | 00025797 MW MIELKE INC. | 175,410.00 | |
| A10100 | V166163 | 10/12/2017 | 10/12/2017 | 00025798 KIRK BROS. MASONRY INC. | 687,771.77 | |
| A10100 | V166164 | 10/12/2017 | 10/12/2017 | 00025809 MILES-MCCLELLAN CONSTRUCT | 173,668.85 | |
| A10100 | V166165 | 10/12/2017 | 10/12/2017 | 00025812 NORTH CENTRAL FABRICATION | 199,276.17 | |
| A10100 | V166166 | 10/12/2017 | 10/12/2017 | 00025814 MILCON COMMERCIAL CONCRET | 38,788.35 | |
| A10100 | V166345 | 10/19/2017 | 10/19/2017 | 00019935 TEAM SPORTS | 51,472.00 | |
| A10100 | V166537 | 10/26/2017 | 10/26/2017 | 00014666 B & C COMMUNICATIONS | 39,099.13 | |
| TOTAL CASH ACCOUNT | | | | | 2,346,172.41 | 4,500.00 |
| TOTAL FUND | | | | | 2,346,172.41 | 4,500.00 |
| TOTAL REPORT | | | | | 2,346,172.41 | 4,500.00 |

POWERSCHOOL LLC
 DATE: 11/01/2017
 TIME: 09:24:26
 SELECTION CRITERIA: gen\edgr.fund='0049006'

HILLIARD CITY SCHOOL DISTRICT
 OH CASH POSITION REPORT

ACCOUNTING PERIOD: 4/18

| FUND SCC | DESCRIPTION | MTD RECEIPTS | FYTD RECEIPTS | MTD EXPENDITURES | FYTD EXPENDITURES | CURRENT FUND BALANCE | CURRENT ENCUMBRANCE | UNENCUMBERED FUND BALANCE |
|---------------|---------------------------|--------------|---------------|------------------|-------------------|----------------------|---------------------|---------------------------|
| 004 9006 | BUILDING IMPROVEMENT FUND | | | | | | | |
| | 43,864,747.18 | 29,448.57 | 116,570.66 | 2,248,137.21 | 11,930,125.71 | 32,051,192.13 | 16,858,201.06 | 15,192,991.07 |
| ----- | | | | | | | | |
| GRAND TOTALS: | 43,864,747.18 | 29,448.57 | 116,570.66 | 2,248,137.21 | 11,930,125.71 | 32,051,192.13 | 16,858,201.06 | 15,192,991.07 |