

# **HILLIARD CITY SCHOOL DISTRICT**



Monthly Financial Report

May 2018

Brian W. Wilson, Treasurer/C.F.O.

**Hilliard City School District**  
**General Fund**  
 End of Month as Compared to One Year Prior  
 May 31, 2018

|                   | <b>May 2018<br/>Summary</b> | <b>May 2017<br/>Summary</b> | <b>Variance</b> |
|-------------------|-----------------------------|-----------------------------|-----------------|
| Beginning Balance | 80,904,463                  | 72,969,807                  | 7,934,656       |
| Revenue           | 10,816,186                  | 4,785,730                   | 6,030,456       |
| Expenditures      | 18,998,111                  | 18,469,270                  | 528,841         |
| Ending Balance    | 72,722,538                  | 59,286,267                  | 13,436,271      |

Hilliard City School District  
 General Fund Budget Comparison  
 As of May 31, 2018

|                           | <b>FY2018 Budget +<br/>Carryover Encum.</b> | <b>FYTD<br/>Expenditures</b> | <b>%<br/>Expended</b> | <b>PFYTD<br/>Expenditures</b> | <b>% change<br/>from PFYTD</b> |
|---------------------------|---|------------------------------|-----------------------|-------------------------------|--------------------------------|
| Personal services         | \$ 116,967,330                              | 106,800,862                  | 91%                   | 103,988,066                   | 2.7%                           |
| Fringe benefits           | 44,393,098                                  | 40,020,807                   | 90%                   | 37,374,439                    | 7.1%                           |
| Purchased services        | 19,677,951                                  | 17,427,385                   | 89%                   | 16,619,593                    | 4.9%                           |
| Supplies and Materials    | 4,819,450                                   | 3,477,610                    | 72%                   | 3,607,857                     | -3.6%                          |
| Capital outlay            | 510,201                                     | 248,813                      | 49%                   | 86,218                        | 188.6%                         |
| Other                     | 4,291,263                                   | 4,048,729                    | 94%                   | 4,354,433                     | -7.0%                          |
| <b>Total General Fund</b> | <b>\$ 190,659,293</b>                       | <b>172,024,206</b>           | <b>90%</b>            | <b>166,030,606</b>            | <b>3.6%</b>                    |

# Hilliard City School District

## General Fund Revenue

End of Month as Compared to One Year Prior  
May 31, 2018

| <i>Revenue Source</i>   | <b>May 2018<br/>Revenue</b> | <b>May 2017<br/>Revenue</b> | <b>Variance</b>  |
|---|-----------------------------|-----------------------------|------------------|
| Real Estate Taxes   | 0                           | 0                           | 0                |
| Personal Tangible Taxes   | 0                           | 0                           | 0                |
| Other Local Taxes (Manufactured Home Tax, Estate Tax, etc)                                      | 0                           | 0                           | 0                |
| Unrestricted Grants-in-Aid<br>(State Foundation & Subsidies, Medicare in Schools Program)       | 4,093,554                   | 4,347,749                   | -254,195         |
| Restricted Grants-in-Aid<br>(Poverty Based Assistance, Vocational Funding; E-Rate; QSCB credit) | 159,700                     | 45,122                      | 114,578          |
| Homestead/Rollback, Public Utility Dereg.   | 6,102,856                   | 44,443                      | 6,058,413        |
| Other Operating Revenue<br>(Tuition, Class Fees, Bldg Rentals, Interest, Sale of Assets, etc.)  | 444,107                     | 348,041                     | 96,066           |
| Other Financial Sources<br>(Refund of PY Expenditure)   | 15,969                      | 375                         | 15,594           |
| Transfers / Advances  | 0                           | 0                           | 0                |
| <b>Totals</b>   | <b>10,816,186</b>           | <b>4,785,730</b>            | <b>6,030,456</b> |

# Hilliard City School District

## General Fund Budget

End of Month as Compared to One Year Prior  
May 31, 2018

| <i>Expenditure Area</i> | <b>May 2018<br/>Expenditures</b> | <b>May 2017<br/>Expenditures</b> | <b>Variance</b> |
|-------------------------|----------------------------------|----------------------------------|-----------------|
| Salaries & Wages        | 10,962,862                       | 10,623,577                       | 339,285         |
| Fringe Benefits         | 4,028,473                        | 3,646,273                        | 382,200         |
| <b>Total</b>            | <b>14,991,335</b>                | <b>14,269,850</b>                | <b>721,485</b>  |
| Purchased Services      | 2,362,309                        | 2,506,498                        | -144,189        |
| Supplies & Materials    | 697,381                          | 597,979                          | 99,402          |
| Capital Outlay          | 20,504                           | 0                                | 20,504          |
| Other Objects           | 926,582                          | 1,094,943                        | -168,361        |
| Transfers & Advances    | 0                                | 0                                | 0               |
| <b>Totals</b>           | <b>4,006,776</b>                 | <b>4,199,420</b>                 | <b>-192,644</b> |
| <b>Grand Total</b>      | <b>18,998,111</b>                | <b>18,469,270</b>                | <b>528,841</b>  |

Hilliard City School District  
 Appropriations for the Month Ending May 31, 2018

|   | Appropriation        | Approved Advances | Prior FY Encumbrance | FYTD Expendable    | FYTD Expenditures  | Encumbrances      | Unencumbered Balance | Unencumbered Percent |
|---|----------------------|-------------------|----------------------|--------------------|--------------------|-------------------|----------------------|----------------------|
| 001 - GENERAL FUND                                | \$ 189,239,956       | -                 | 1,419,337            | 190,659,293        | 172,024,206        | 3,978,454         | 14,656,633           | 8%                   |
| 002 - BOND RETIREMENT                             | 19,255,000           | -                 | -                    | 19,255,000         | 18,202,144         | 931,400           | 121,456              | 1%                   |
| 003 - PERMANENT IMPROVEMENT                       | 4,700,000            | -                 | 1,798,445            | 6,498,445          | 5,209,864          | 907,878           | 380,703              | 6%                   |
| 004 - BUILDING FUND                               | 14,700,000           | -                 | 28,767,369           | 43,467,369         | 23,942,514         | 13,387,803        | 6,137,052            | 14%                  |
| 006 - FOOD SERVICE                                | 6,225,000            | -                 | 8,190                | 6,233,190          | 5,072,496          | 576,876           | 583,818              | 9%                   |
| 007 - SPECIAL TRUST                               | 84,000               | -                 | -                    | 84,000             | 27,997             | 20,353            | 35,650               | 42%                  |
| 011 - ROTARY - SPECIAL SERVICES                   | 3,680,275            | -                 | 3,000                | 3,683,275          | 2,876,518          | 303,364           | 503,393              | 14%                  |
| 018 - PUBLIC SCHOOL SUPPORT                       | 623,560              | -                 | 28,732               | 652,292            | 245,836            | 106,373           | 300,083              | 46%                  |
| 019 - OTHER GRANT                                 | 45,000               | -                 | -                    | 45,000             | 17,054             | -                 | 27,946               | 62%                  |
| 024 - EMPLOYEE BENEFITS SELF-INSURANCE            | 30,922,500           | -                 | 258,857              | 31,181,357         | 27,563,925         | 2,287,602         | 1,329,830            | 4%                   |
| 300 - DISTRICT MANAGED STUDENT ACTIVITY           | 1,210,000            | -                 | 15,489               | 1,225,489          | 635,870            | 99,801            | 489,818              | 40%                  |
| 401 - AUXILLIARY SERVICES                         | 710,473              | -                 | 109,404              | 819,877            | 592,195            | 172,721           | 54,961               | 7%                   |
| 451 - DATA COMMUNICATION                          | 39,600               | -                 | -                    | 39,600             | 39,600             | -                 | -                    | 0%                   |
| 499 - MISCELLANEOUS STATE GRANT                   | 5,000                | -                 | -                    | 5,000              | 2,500              | -                 | 2,500                | 50%                  |
| 516 - IDEA PART-B GRANT                           | 2,982,126            | -                 | -                    | 2,982,126          | 2,604,777          | 56,980            | 320,369              | 11%                  |
| 551 - LIMITED ENGLISH PROFICIENCY                 | 234,000              | -                 | -                    | 234,000            | 214,035            | 6                 | 19,959               | 9%                   |
| 572 - TITLE I                                     | 1,663,000            | -                 | 16,769               | 1,679,769          | 1,455,138          | 32,876            | 191,755              | 11%                  |
| 587 - EARLY CHILDHOOD SPECIAL EDUCATION GRANT     | 72,500               | -                 | -                    | 72,500             | 53,376             | 1                 | 19,123               | 26%                  |
| 590 - TITLE II-A SUPPORTING EFFECTIVE INSTRUCTION | 328,500              | -                 | -                    | 328,500            | 316,039            | 8                 | 12,453               | 4%                   |
| 599 - MISCELLANEOUS FEDERAL GRANTS                | 440,000              | -                 | -                    | 440,000            | 379,315            | 25,898            | 34,787               | 8%                   |
|   | <b>\$277,160,490</b> | <b>-</b>          | <b>32,425,592</b>    | <b>309,586,082</b> | <b>261,475,399</b> | <b>22,888,394</b> | <b>25,222,289</b>    | <b>8%</b>            |

**Hilliard City School District  
 Appropriations Compared to Resources  
 as of May 31, 2018**

|   | <b>Unencumbered<br/>Balance<br/>July 1, 2017</b> | <b>Estimated<br/>Resources</b> | <b>Total Available<br/>Balances</b> | <b>Appropriations<br/>and Advances</b> | <b>Available or<br/>Over<br/>Appropriation</b> |
|---|--|--------------------------------|-------------------------------------|--|--|
| 001 - GENERAL FUND                      | \$ 46,851,206                                    | 196,295,000                    | 243,146,206                         | 189,239,956                            | 53,906,250                                     |
| 002 - BOND RETIREMENT                   | 13,903,152                                       | 18,609,982                     | 32,513,134                          | 19,255,000                             | 13,258,134                                     |
| 003 - PERMANENT IMPROVEMENT             | 877,066  | 4,910,451                      | 5,787,517                           | 4,700,000                              | 1,087,517                                      |
| 004 - BUILDING FUND                     | 15,097,378                                       | 150,000                        | 15,247,378                          | 14,700,000                             | 547,378  |
| 006 - FOOD SERVICE                      | 2,706,169  | 5,411,000                      | 8,117,169                           | 6,225,000                              | 1,892,169                                      |
| 007 - SPECIAL TRUST                     | 169,204  | 55,000                         | 224,204                             | 84,000                                 | 140,204  |
| 011 - ROTARY - SPECIAL SERVICES         | 2,191,207  | 3,000,500                      | 5,191,707                           | 3,680,275                              | 1,511,432                                      |
| 018 - PUBLIC SCHOOL SUPPORT             | 597,055  | 477,000                        | 1,074,055                           | 623,560                                | 450,495  |
| 019 - OTHER GRANT                       | 34,364   | 20,000                         | 54,364                              | 45,000                                 | 9,364  |
| 022 - STRS/SEC 125/VISION ADMIN         | (41,588)   | 14,800,000                     | 14,758,412                          | N/A                                    |  |
| 024 - EMPLOYEE BENEFITS SELF-INSURANCE  | 6,077,270  | 29,395,000                     | 35,472,270                          | 30,922,500                             | 4,549,770                                      |
| 031 - UNDERGROUND STORAGE TANKS         | 11,000   | -                              | 11,000                              | -                                      | 11,000   |
| 200 - STUDENT MANAGED ACTIVITY          | 464,776  | 350,000                        | 814,776                             | N/A                                    |  |
| 300 - DISTRICT MANAGED STUDENT ACTIVITY | 761,156  | 900,000                        | 1,661,156                           | 1,210,000                              | 451,156  |
| 401 - AUXILLIARY SERVICES               | 36,000   | 707,000                        | 743,000                             | 710,473                                | 32,527   |
| 451 - DATA COMMUNICATION                | -  | 39,600                         | 39,600                              | 39,600                                 | -  |

Hilliard City School District  
 Appropriations Compared to Resources  
 as of May 31, 2018

|   | Unencumbered<br>Balance<br>July 1, 2017 | Estimated<br>Resources | Total Available<br>Balances | Appropriations<br>and Advances | Available or<br>Over<br>Appropriation |
|---|---|------------------------|-----------------------------|--------------------------------|---------------------------------------|
| 499 - MISCELLANEOUS STATE GRANT               | -                                       | 5,000                  | 5,000                       | 5,000                          | -                                     |
| 516 - IDEA PART-B GRANT                       | (6,077)                                 | 3,000,000              | 2,993,923                   | 2,982,126                      | 11,797                                |
| 551 - LIMITED ENGLISH PROFICIENCY             | 1,717                                   | 234,000                | 235,717                     | 234,000                        | 1,717                                 |
| 572 - TITLE I                                 | (18,855)                                | 1,685,000              | 1,666,145                   | 1,663,000                      | 3,145                                 |
| 587 - EARLY CHILDHOOD SPECIAL EDUCATION GRANT | 2                                       | 73,000                 | 73,002                      | 72,500                         | 502                                   |
| 590 - TITLE II-A IMPROVING TEACHER QUALITY    | (131)                                   | 329,000                | 328,869                     | 328,500                        | 369                                   |
| 599 - MISCELLANEOUS FEDERAL GRANTS            | (7,884)                                 | 448,000                | 440,116                     | 440,000                        | 116                                   |
| <b>TOTAL ALL FUNDS</b>                        | <b>\$89,704,187</b>                     | <b>280,894,534</b>     | <b>370,598,721</b>          | <b>277,160,490</b>             | <b>77,865,043</b>                     |



**Hilliard City School District  
Bank Reconciliation  
May 31, 2018**

| <b>Description</b>                                | <b>Beg. Bal.</b>      | <b>Receipts</b>      | <b>Disburse</b>      | <b>End. Bal.</b>      |
|---|-----------------------|----------------------|----------------------|-----------------------|
| Huntington Bank - General Account                 | 15,207,808.11         | 20,640,199.43        | 20,164,923.55        | 15,683,083.99         |
| Huntington Bank - Cafeteria Account               | -                     | 302,544.59           | 302,544.59           | -                     |
| Huntington Bank - Self Insurance                  | -                     | 2,661,063.11         | 2,661,063.11         | -                     |
| Huntington Bank - Student Fees                    | -                     | 43,770.88            | 43,770.88            | -                     |
| Huntington Bank - Workers Comp Self Ins           | -                     | 8,612.51             | 8,612.51             | -                     |
| Huntington Bank - Dental Self Ins                 | -                     | 127,906.79           | 127,906.79           | -                     |
| Huntington Bank - Flex Spending                   | -                     | 65,445.25            | 65,445.25            | -                     |
|   |                       |                      |                      | -                     |
| <b>Investment Portfolio:</b>                      | -                     | -                    | -                    | -                     |
| STAROhio - General                                | 44,154,195.42         | 70,093.95            | -                    | 44,224,289.37         |
| PNC MMA Savings                                   | 2,280,397.57          | 10,052,922.00        | 8,000,133.50         | 4,333,186.07          |
| PNC Safekeeping (Comm Paper/Coupon)               | 51,126,984.17         | -                    | 9,965,691.09         | 41,161,293.08         |
|   |                       |                      |                      | -                     |
|   |                       |                      |                      | -                     |
| Less O/S checks prior month                       | (409,413.50)          | -                    | (409,413.50)         | -                     |
| Add: O/S checks current month                     | -                     | -                    | 658,275.01           | (658,275.01)          |
|   |                       |                      |                      | -                     |
| Petty Cash Accounts:                              | 1,000.00              | -                    | -                    | 1,000.00              |
| Arbiter Pay - Petty Cash Account                  | 86,314.22             | 30,000.00            | 48,826.40            | 67,487.82             |
|   |                       |                      |                      | -                     |
|   |                       |                      |                      | -                     |
|   |                       |                      |                      | -                     |
| <b>May Variances</b>                              |                       |                      |                      |                       |
| Ohio Tax w/h, books May bank June                 |                       |                      | 162,840.63           | (162,840.63)          |
| ACH A/P Payments, books May, bank June            |                       |                      | 253,989.96           | (253,989.96)          |
| ACH PR Remit Pymts, books May, bank June          |                       |                      | 392,356.07           | (392,356.07)          |
| Bldg Fund Warrants, not x-ferred to Gen Acct      |                       | 35,428.50            |                      | 35,428.50             |
| Hartford, Debit June, books May                   |                       |                      | 6,369.80             | (6,369.80)            |
| Hartford, Bd Life, books May, bank June           |                       |                      | 3,602.00             | (3,602.00)            |
| Void PR Check, Diff in Net not X-fer'd to GenAcct |                       | 458.99               |                      | 458.99                |
| Diff in W/Holding remits from VoidPR              |                       |                      | (1,356.29)           | 1,356.29              |
| Manual PR Checks, not X-ferred to PR Chkg         |                       |                      | 29.47                | (29.47)               |
| Visa Receipt, bank May, books June                |                       | (186.00)             |                      | (186.00)              |
| Receipt posting Error                             |                       | 0.01                 |                      | 0.01                  |
| Return Deposit Item, bank May, books June         |                       |                      | (300.00)             | 300.00                |
| MemoChkS May, Receipted June                      |                       | (945.20)             |                      | (945.20)              |
| Unreconciled Difference                           |                       | 3.81                 |                      | 3.81                  |
|   |                       |                      |                      | -                     |
|   |                       |                      |                      | -                     |
|   |                       |                      |                      | -                     |
| <b>April Variances</b>                            |                       |                      |                      |                       |
| Ohio Tax w/h, books Apr bank May                  | (112,030.86)          |                      | (112,030.86)         | -                     |
| PNC - Interest, not x-ferred to MMA               | 16,430.28             | (16,430.28)          | -                    | -                     |
| Recvbl, bank April, books May                     | (443.92)              | 443.92               | -                    | -                     |
| Hartford, April Checks, not remitted              | (2,871.88)            | -                    | (730.00)             | (2,141.88)            |
| ACH Pymts, books Apr, bank May                    | (189,908.83)          |                      | (189,908.83)         | -                     |
| Delta Dental Invoice - error in amount of chk     | (20.75)               |                      | (20.75)              | -                     |
| AmExpr Invoice, books April, bank May             | (41,755.41)           |                      | (41,755.41)          | -                     |
| Visa Receipt, bank Apr, books May                 | (142.00)              | 142.00               |                      | -                     |
| Unreconciled Difference                           | 85.06                 | (85.06)              |                      | -                     |
|   |                       |                      |                      | -                     |
|   |                       |                      |                      | -                     |
| <b>March Variances</b>                            |                       |                      |                      |                       |
| Hartford Ins, Mar Warrants                        | (2,948.40)            |                      | (730.00)             | (2,218.40)            |
| Bldg Fund Exp, not x-ferred to Gen Acct           | 40,884.82             | (40,884.82)          |                      | -                     |
| Void/Reissue PR Posting Errors                    | (1,569.37)            | 1,569.37             |                      | -                     |
| Unreconciled Difference                           | 22.57                 | (22.57)              |                      | -                     |
|   |                       |                      |                      | -                     |
|   |                       |                      |                      | -                     |
| <b>February Variances</b>                         |                       |                      |                      |                       |
| Hartford Ins, Feb Warrants                        | (3,413.02)            | -                    | (730.80)             | (2,682.22)            |
| Unreconciled Difference                           | (25.22)               | 25.22                |                      | -                     |
|   |                       |                      |                      | -                     |
|   |                       |                      |                      | -                     |
| <b>January Variances</b>                          |                       |                      |                      |                       |
| Hartford Ins - Jan Warrants                       | (3,884.45)            |                      | (730.80)             | (3,153.65)            |
| Unreconciled Difference                           | 3.99                  | (3.99)               |                      | -                     |
|   |                       |                      |                      | -                     |
|   |                       |                      |                      | -                     |
| <b>BANK TOTALS</b>                                | <b>112,145,698.60</b> | <b>33,982,072.41</b> | <b>42,108,673.37</b> | <b>104,019,097.64</b> |
| <b>BOOK TOTALS</b>                                | <b>112,145,698.60</b> | <b>18,029,964.46</b> | <b>26,156,565.42</b> | <b>104,019,097.64</b> |

**Hilliard City School District**  
**Investment Report**  
**As of May 31, 2018**

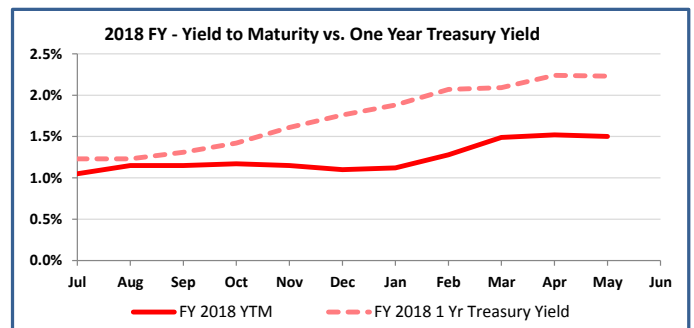
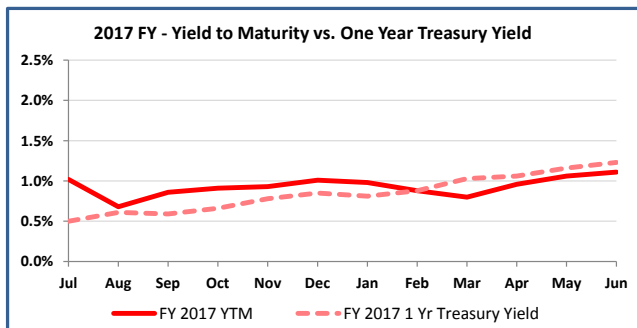
| Issuer                            | Security Type        | Location | Yield To Maturity | Settlement Date | Maturity Date | Purchase Price | Par        | Days held | Length of Security |
|-----------------------------------|----------------------|----------|-------------------|-----------------|---------------|----------------|------------|-----------|--------------------|
| Huntington Bank                   | Checking             | n/a      | 0.00%             | 05/31/18        | 06/01/18      | 15,683,084     | 15,683,084 | 1.00      | 1.00               |
| PNC Bank                          | Money Market Account | n/a      | 0.70%             | 05/31/18        | 06/01/18      | 4,333,186      | 4,333,186  | 1.00      | 1.00               |
| StarOhio                          | Money Market         | n/a      | 1.90%             | 05/31/18        | 06/01/18      | 44,224,289     | 44,224,289 | 1.00      | 1.00               |
| Commercial Paper                  | Coupon 1.527%        | PNC      | 1.53%             | 09/08/17        | 06/01/18      | 741,632        | 750,000    | 266.00    | 266.00             |
| Commercial Paper                  | Coupon 1.848%        | PNC      | 1.85%             | 03/08/18        | 06/04/18      | 248,876        | 250,000    | 85.00     | 88.00              |
| Commercial Paper                  | Coupon 2.020%        | PNC      | 2.02%             | 03/08/18        | 06/07/18      | 3,979,677      | 4,000,000  | 85.00     | 91.00              |
| Commercial Paper                  | Coupon 1.969%        | PNC      | 1.97%             | 03/08/18        | 06/08/18      | 4,726,208      | 4,750,000  | 85.00     | 92.00              |
| Commercial Paper                  | Coupon 2.070%        | PNC      | 2.07%             | 03/09/18        | 06/08/18      | 746,095        | 750,000    | 84.00     | 91.00              |
| Commercial Paper                  | Coupon 2.041%        | PNC      | 2.04%             | 03/08/18        | 06/14/18      | 248,618        | 250,000    | 85.00     | 98.00              |
| Federal National Mortgage Assoc   | Coupon 1.250%        | PNC      | 1.25%             | 09/28/15        | 09/25/18      | 930,000        | 930,000    | 977.00    | 1,093.00           |
| CD-Brkrd - Ally Bank              | Coupon 1.600%        | PNC      | 1.60%             | 10/15/15        | 10/15/18      | 248,000        | 248,000    | 960.00    | 1,096.00           |
| Federal National Mortgage Assoc   | Coupon 1.250%        | PNC      | 1.25%             | 02/26/16        | 02/28/19      | 1,000,000      | 1,000,000  | 826.00    | 1,096.00           |
| Federal National Mortgage Assoc   | Coupon 1.270%        | PNC      | 1.27%             | 02/26/16        | 02/28/19      | 1,000,000      | 1,000,000  | 826.00    | 1,096.00           |
| Federal National Mortgage Assoc   | Coupon 1.300%        | PNC      | 1.30%             | 03/11/16        | 03/15/19      | 1,000,000      | 1,000,000  | 812.00    | 1,099.00           |
| Federal Home Loan Mortgage Corp   | Coupon 1.300%        | PNC      | 1.30%             | 05/31/16        | 05/24/19      | 800,000        | 800,000    | 731.00    | 1,088.00           |
| CD-Brkrd - Financial Northeast Co | Coupon 1.300%        | PNC      | 1.30%             | 05/26/16        | 05/28/19      | 200,000        | 200,000    | 736.00    | 1,097.00           |
| Federal National Mortgage Assoc   | Coupon 1.250%        | PNC      | 1.25%             | 06/28/16        | 06/28/19      | 500,000        | 500,000    | 703.00    | 1,095.00           |
| Federal National Mortgage Assoc   | Coupon 1.270%        | PNC      | 1.27%             | 07/11/16        | 07/11/19      | 500,000        | 500,000    | 690.00    | 1,095.00           |
| Federal Home Loan Mortgage Corp   | Coupon 1.300%        | PNC      | 1.30%             | 09/20/16        | 09/20/19      | 775,000        | 775,000    | 619.00    | 1,095.00           |
| Federal Home Loan Mortgage Corp   | Coupon 1.300%        | PNC      | 1.30%             | 10/18/16        | 10/18/19      | 775,000        | 775,000    | 591.00    | 1,095.00           |
| Federal Home Loan Bank            | Coupon 1.500%        | PNC      | 1.50%             | 02/22/16        | 02/10/20      | 500,000        | 500,000    | 830.00    | 1,449.00           |
| Federal Home Loan Mortgage Corp   | Coupon 1.800%        | PNC      | 1.80%             | 04/13/17        | 04/13/20      | 2,305,000      | 2,305,000  | 414.00    | 1,096.00           |
| Federal Home Loan Mortgage Corp   | Coupon 1.500%        | PNC      | 1.50%             | 05/26/16        | 05/26/20      | 1,000,000      | 1,000,000  | 736.00    | 1,461.00           |
| Federal National Mortgage Assoc   | Coupon 1.550%        | PNC      | 1.55%             | 05/27/16        | 05/28/20      | 750,000        | 750,000    | 735.00    | 1,462.00           |
| Federal National Mortgage Assoc   | Coupon 1.450%        | PNC      | 1.45%             | 07/28/16        | 07/28/20      | 500,000        | 500,000    | 673.00    | 1,461.00           |
| Federal Home Loan Mortgage Corp   | Coupon 1.500%        | PNC      | 1.50%             | 09/08/16        | 09/08/20      | 2,000,000      | 2,000,000  | 631.00    | 1,461.00           |
| Federal National Mortgage Assoc   | Coupon 1.500%        | PNC      | 1.50%             | 09/30/16        | 09/30/20      | 1,500,000      | 1,500,000  | 609.00    | 1,461.00           |
| Federal Home Loan Mortgage Corp   | Coupon 1.500%        | PNC      | 1.50%             | 09/30/16        | 09/30/20      | 2,500,000      | 2,500,000  | 609.00    | 1,461.00           |
| CD-Brkrd - Comerity Capital Bank  | Coupon 2.000%        | PNC      | 2.00%             | 10/13/15        | 10/13/20      | 247,000        | 247,000    | 962.00    | 1,827.00           |
| CD-Brkrd - American Exp Cent Bank | Coupon 2.200%        | PNC      | 2.20%             | 10/14/15        | 10/14/20      | 247,000        | 247,000    | 961.00    | 1,827.00           |
| CD-Brkrd - Goldman Sachs Bank     | Coupon 2.200%        | PNC      | 2.20%             | 10/14/15        | 10/14/20      | 247,000        | 247,000    | 961.00    | 1,827.00           |
| CD-Brkrd - Capital One NA         | Coupon 2.200%        | PNC      | 2.20%             | 10/15/15        | 10/15/20      | 247,000        | 247,000    | 960.00    | 1,827.00           |
| CD-Brkrd - Discover Bank          | Coupon 2.150%        | PNC      | 2.15%             | 10/15/15        | 10/15/20      | 247,000        | 247,000    | 960.00    | 1,827.00           |
| CD-Brkrd - Capital One Bank NA    | Coupon 2.200%        | PNC      | 2.20%             | 10/15/15        | 10/15/20      | 247,000        | 247,000    | 960.00    | 1,827.00           |
| Federal Home Loan Mortgage Corp   | Coupon 1.500%        | PNC      | 1.50%             | 10/19/16        | 10/19/20      | 1,500,000      | 1,500,000  | 590.00    | 1,461.00           |
| Federal National Mortgage Assoc   | Coupon 1.500%        | PNC      | 1.50%             | 10/28/16        | 10/28/20      | 825,000        | 825,000    | 581.00    | 1,461.00           |
| CD-Brkrd - Sallie Mae Bank        | Coupon 2.200%        | PNC      | 2.20%             | 11/04/15        | 11/04/20      | 247,000        | 247,000    | 940.00    | 1,827.00           |
| Federal National Mortgage Assoc   | Coupon 1.800%        | PNC      | 1.80%             | 06/02/16        | 06/02/21      | 1,500,000      | 1,500,000  | 729.00    | 1,826.00           |
| Federal National Mortgage Assoc   | Coupon 2.060%        | PNC      | 2.06%             | 10/30/17        | 10/29/21      | 1,000,000      | 1,000,000  | 214.00    | 1,460.00           |
| Federal Home Loan Mortgage Corp   | Coupon 2.000%        | PNC      | 2.00%             | 11/30/16        | 11/24/21      | 1,080,000      | 1,080,000  | 548.00    | 1,820.00           |
| Federal Home Loan Mortgage Corp   | Coupon 2.100%        | PNC      | 2.10%             | 06/29/17        | 06/29/22      | 230,711        | 231,000    | 337.00    | 1,826.00           |
| Federal Home Loan Mortgage Corp   | Coupon 2.100%        | PNC      | 2.10%             | 06/29/17        | 06/29/22      | 1,520,478      | 1,522,000  | 337.00    | 1,826.00           |
| CD-Brkrd - HSBC Bank              | Coupon 2.300%        | PNC      | 2.30%             | 07/14/17        | 07/14/22      | 247,000        | 247,000    | 322.00    | 1,826.00           |
| Federal Home Loan Bank            | Coupon 2.000%        | PNC      | 2.00%             | 09/07/17        | 09/19/22      | 750,000        | 750,000    | 267.00    | 1,838.00           |
| Federal Home Loan Mortgage Corp   | Coupon 2.280%        | PNC      | 2.28%             | 10/30/17        | 10/26/22      | 1,305,000      | 1,305,000  | 214.00    | 1,822.00           |

**Total Portfolio**

|                       |                    |               |                 |
|-----------------------|--------------------|---------------|-----------------|
| <b>\$ 105,401,854</b> | <b>105,462,559</b> | <b>560.98</b> | <b>1,200.91</b> |
|-----------------------|--------------------|---------------|-----------------|

|                         | Total                 | %              |
|-------------------------|-----------------------|----------------|
| Bank Accounts           | \$ 20,016,270         | 18.99%         |
| Certificates of Deposit | 2,424,000             | 2.30%          |
| Commercial Paper        | 10,691,105            | 10.14%         |
| Agencies                | 28,046,189            | 26.61%         |
| Treasuries              | -                     | 0.00%          |
| StarOhio                | 44,224,289            | 41.96%         |
| <b>Total Portfolio</b>  | <b>\$ 105,401,854</b> | <b>100.00%</b> |

|                              |              |
|------------------------------|--------------|
| Monthly Interest             | \$ 140,895   |
| Total Interest Year To Date  | \$ 1,193,111 |
| Weighted Avg Yld to Maturity | 1.50%        |
| Weighted Average Maturity    | 239.28 Days  |



POWERSCHOOL LLC  
 DATE: 06/06/2018  
 TIME: 07:49:46  
 SELECTION CRITERIA: genledgr.fund<>'0049006'

HILLIARD CITY SCHOOL DISTRICT  
 OH CASH POSITION REPORT

PAGE NUMBER: 1  
 CASHPOSNEOH

ACCOUNTING PERIOD: 11/18

| FUND SCC | DESCRIPTION<br>BEGIN BALANCE          | MTD<br>RECEIPTS | FYTD<br>RECEIPTS | MTD<br>EXPENDITURES | FYTD<br>EXPENDITURES | CURRENT<br>FUND BALANCE | CURRENT<br>ENCUMBRANCE | UNENCUMBERED<br>FUND BALANCE |
|----------|---------------------------------------|-----------------|------------------|---------------------|----------------------|-------------------------|------------------------|------------------------------|
| 001 0000 | GENERAL FUND<br>48,270,543.42         | 10,816,185.75   | 196,476,200.22   | 18,998,111.18       | 172,024,206.02       | 72,722,537.62           | 3,978,454.35           | 68,744,083.27                |
|          | TOTAL FOR Fund 001:<br>48,270,543.42  | 10,816,185.75   | 196,476,200.22   | 18,998,111.18       | 172,024,206.02       | 72,722,537.62           | 3,978,454.35           | 68,744,083.27                |
| 002 0000 | BOND RETIREMENT FUND<br>11,894,224.40 | 879,783.38      | 19,126,648.90    | 1,671,873.75        | 18,202,143.63        | 12,818,729.67           | 931,400.00             | 11,887,329.67                |
| 002 9000 | BOND SINKING FUND<br>2,008,928.00     | 6,199.59        | 337,639.48       | 0.00                | 0.00                 | 2,346,567.48            | 0.00                   | 2,346,567.48                 |
|          | TOTAL FOR Fund 002:<br>13,903,152.40  | 885,982.97      | 19,464,288.38    | 1,671,873.75        | 18,202,143.63        | 15,165,297.15           | 931,400.00             | 14,233,897.15                |
| 003 0000 | PERM IMPROVEMENT FUND<br>2,675,511.09 | 242,620.73      | 5,068,426.29     | 29,064.65           | 5,209,864.08         | 2,534,073.30            | 907,877.73             | 1,626,195.57                 |
|          | TOTAL FOR Fund 003:<br>2,675,511.09   | 242,620.73      | 5,068,426.29     | 29,064.65           | 5,209,864.08         | 2,534,073.30            | 907,877.73             | 1,626,195.57                 |
| 006 0000 | FOOD SERVICE FUND<br>2,714,358.82     | 308,463.57      | 4,702,730.25     | 529,743.58          | 5,072,496.03         | 2,344,593.04            | 576,875.58             | 1,767,717.46                 |
|          | TOTAL FOR Fund 006:<br>2,714,358.82   | 308,463.57      | 4,702,730.25     | 529,743.58          | 5,072,496.03         | 2,344,593.04            | 576,875.58             | 1,767,717.46                 |
| 007 9000 | BANDOW RECOGNITION FUND<br>-991.57    | 0.00            | 2,000.00         | 0.00                | 1,000.00             | 8.43                    | 0.00                   | 8.43                         |
| 007 9001 | REINHARD RECOGNITION FUND<br>159.44   | -2,000.00       | 0.00             | 0.00                | 0.00                 | 159.44                  | 0.00                   | 159.44                       |
| 007 9002 | TOM LAMB MEMORIAL SCHOLAR<br>1,100.00 | 0.00            | 0.00             | 0.00                | 0.00                 | 1,100.00                | 0.00                   | 1,100.00                     |
| 007 9003 | CONAWAY SCHOLARSHIP FUND<br>1,000.00  | 0.00            | 0.00             | 0.00                | 0.00                 | 1,000.00                | 0.00                   | 1,000.00                     |
| 007 9004 | LANGSTON MEMORIAL SCHOLAR<br>1,000.00 | 0.00            | 0.00             | 0.00                | 0.00                 | 1,000.00                | 0.00                   | 1,000.00                     |
| 007 9006 | ARAMARK SCHOLARSHIP<br>0.00           | 0.00            | 3,000.00         | 1,000.00            | 3,000.00             | 0.00                    | 0.00                   | 0.00                         |

POWERSCHOOL LLC  
 DATE: 06/06/2018  
 TIME: 07:49:46  
 SELECTION CRITERIA: genledgr.fund<>'0049006'

HILLIARD CITY SCHOOL DISTRICT  
 OH CASH POSITION REPORT

PAGE NUMBER: 2  
 CASHPOSNEOH

ACCOUNTING PERIOD: 11/18

| FUND | SCC  | DESCRIPTION<br>BEGIN BALANCE         | MTD<br>RECEIPTS | FYTD<br>RECEIPTS | MTD<br>EXPENDITURES | FYTD<br>EXPENDITURES | CURRENT<br>FUND BALANCE | CURRENT<br>ENCUMBRANCE | UNENCUMBERED<br>FUND BALANCE |
|------|------|--------------------------------------|-----------------|------------------|---------------------|----------------------|-------------------------|------------------------|------------------------------|
| 007  | 9007 | OPERATIONS STAFF TRUST<br>1,539.26   | 119.28          | 1,002.16         | 0.00                | 1,195.20             | 1,346.22                | 304.80                 | 1,041.42                     |
| 007  | 9008 | COA - STAFF TRUST<br>12,298.39       | 166.96          | 1,511.44         | 96.85               | 982.06               | 12,827.77               | 2,688.36               | 10,139.41                    |
| 007  | 9009 | DISTRICT ADMN STAFF TRUST<br>629.14  | 126.50          | 1,309.50         | 100.18              | 993.77               | 944.87                  | 0.00                   | 944.87                       |
| 007  | 9010 | ALTON DARBY STAFF TRUST<br>2,202.12  | 35.28           | 447.28           | 0.00                | 1,076.39             | 1,573.01                | 0.00                   | 1,573.01                     |
| 007  | 9011 | ILC STAFF TRUST<br>42.18             | 382.75          | 6,521.19         | 0.00                | 1,207.31             | 5,356.06                | 0.00                   | 5,356.06                     |
| 007  | 9020 | AVERY STAFF TRUST<br>229.32          | 0.00            | 175.15           | 0.00                | 0.00                 | 404.47                  | 0.00                   | 404.47                       |
| 007  | 9030 | BEACON STAFF TRUST<br>919.14         | 24.98           | 215.97           | 0.00                | 0.00                 | 1,135.11                | 0.00                   | 1,135.11                     |
| 007  | 9040 | BRITTON STAFF TRUST<br>2,477.55      | 0.00            | 272.05           | 57.99               | 57.99                | 2,691.61                | 1,142.01               | 1,549.60                     |
| 007  | 9050 | BROWN STAFF TRUST<br>1,096.54        | 32.53           | 716.83           | 746.88              | 1,437.04             | 376.33                  | 179.40                 | 196.93                       |
| 007  | 9060 | DARBY CREEK STAFF TRUST<br>976.08    | 31.54           | 341.83           | 0.00                | 182.00               | 1,135.91                | 818.00                 | 317.91                       |
| 007  | 9070 | HILL CROSSING STAFF TRUST<br>232.04  | 0.00            | 0.00             | 0.00                | 0.00                 | 232.04                  | 0.00                   | 232.04                       |
| 007  | 9080 | HILL HORIZON STAFF TRUST<br>925.47   | 0.00            | 180.67           | 0.00                | 0.00                 | 1,106.14                | 0.00                   | 1,106.14                     |
| 007  | 9090 | HOFFMN TRAILS STAFF TRUST<br>153.60  | 0.00            | 0.00             | 0.00                | 0.00                 | 153.60                  | 0.00                   | 153.60                       |
| 007  | 9100 | J.W. REASON STAFF TRUST<br>630.13    | 41.90           | 1,618.04         | 94.00               | 959.75               | 1,288.42                | 40.25                  | 1,248.17                     |
| 007  | 9110 | NORWICH STAFF TRUST<br>195.32        | 43.75           | 316.39           | 0.00                | 0.00                 | 511.71                  | 0.00                   | 511.71                       |
| 007  | 9120 | RIDGEWOOD STAFF TRUST<br>387.50      | 35.16           | 190.94           | 0.00                | 64.53                | 513.91                  | 35.47                  | 478.44                       |
| 007  | 9130 | SCIOTO DARBY STAFF TRUST<br>1,179.40 | 19.99           | 138.14           | 0.00                | 559.18               | 758.36                  | 435.95                 | 322.41                       |
| 007  | 9140 | HILL STATION STAFF TRUST<br>1,800.50 | 76.61           | 602.80           | 0.00                | 0.00                 | 2,403.30                | 2,000.00               | 403.30                       |

POWERSCHOOL LLC  
 DATE: 06/06/2018  
 TIME: 07:49:46  
 SELECTION CRITERIA: genledgr.fund<>'0049006'

HILLIARD CITY SCHOOL DISTRICT  
 OH CASH POSITION REPORT

PAGE NUMBER: 3  
 CASHPOSNEOH

ACCOUNTING PERIOD: 11/18

| FUND | SCC  | DESCRIPTION<br>BEGIN BALANCE          | MTD<br>RECEIPTS | FYTD<br>RECEIPTS | MTD<br>EXPENDITURES | FYTD<br>EXPENDITURES | CURRENT<br>FUND BALANCE | CURRENT<br>ENCUMBRANCE | UNENCUMBERED<br>FUND BALANCE |
|------|------|---------------------------------------|-----------------|------------------|---------------------|----------------------|-------------------------|------------------------|------------------------------|
| 007  | 9150 | STAFF TRUST - THARP<br>1,145.66       | 44.48           | 321.10           | 0.00                | 286.00               | 1,180.76                | 220.00                 | 960.76                       |
| 007  | 9160 | PRESCHOOL STAFF TRUST<br>1,677.43     | 0.00            | 0.00             | 0.00                | 0.00                 | 1,677.43                | 0.00                   | 1,677.43                     |
| 007  | 9200 | HERITAGE MS STAFF TRUST<br>2,070.93   | 225.11          | 1,933.33         | 0.00                | 0.00                 | 4,004.26                | 0.00                   | 4,004.26                     |
| 007  | 9203 | HERITAGE MS RECOGNIT FUND<br>3,256.82 | 0.00            | 0.00             | 1,000.00            | 1,000.00             | 2,256.82                | 0.00                   | 2,256.82                     |
| 007  | 9300 | MEMORIAL MS STAFF TRUST<br>1,839.05   | 149.43          | 980.44           | 132.90              | 664.55               | 2,154.94                | 0.00                   | 2,154.94                     |
| 007  | 9301 | MEMORIAL MS SCHOLARS FUND<br>4,173.10 | 0.00            | 0.00             | 0.00                | 500.00               | 3,673.10                | 0.00                   | 3,673.10                     |
| 007  | 9400 | WEAVER MS STAFF TRUST<br>1,704.81     | 135.91          | 1,270.24         | 0.00                | 312.00               | 2,663.05                | 0.00                   | 2,663.05                     |
| 007  | 9401 | DANNY TRAUTMAN ATHLE FUND<br>2,620.00 | 0.00            | 0.00             | 0.00                | 0.00                 | 2,620.00                | 0.00                   | 2,620.00                     |
| 007  | 9402 | SANDERS MEMORIAL FUND<br>0.00         | 0.00            | 687.00           | 0.00                | 0.00                 | 687.00                  | 0.00                   | 687.00                       |
| 007  | 9500 | DARBY STAFF TRUST<br>9,071.68         | 1,038.16        | 10,033.40        | 238.28              | 3,925.86             | 15,179.22               | 2,143.47               | 13,035.75                    |
| 007  | 9600 | DAVIDSON STAFF TRUST<br>11,137.95     | 1,364.68        | 10,577.50        | 0.00                | 3,130.07             | 18,585.38               | 2,522.76               | 16,062.62                    |
| 007  | 9610 | DAV GIRLS VB SCHOLARSHIP<br>1,366.95  | 0.00            | 0.00             | 0.00                | 0.00                 | 1,366.95                | 0.00                   | 1,366.95                     |
| 007  | 9700 | BRADLEY STAFF TRUST<br>14,076.56      | 1,377.45        | 10,802.27        | 60.00               | 3,357.08             | 21,521.75               | 2,388.75               | 19,133.00                    |
| 007  | 9800 | TRANSPORTATION STAFFTRUST<br>3,926.06 | 78.50           | 819.50           | 391.06              | 1,137.63             | 3,607.93                | 1,253.00               | 2,354.93                     |
| 007  | 9810 | ATLAS TRANS STAFF TRUST<br>0.00       | 5.00            | 122.38           | 32.47               | 101.52               | 20.86                   | 48.48                  | -27.62                       |
| 007  | 9900 | UNCLAIMED FUNDS<br>77,308.43          | 0.00            | 55,577.96        | 6.00                | 867.46               | 132,018.93              | 4,132.54               | 127,886.39                   |
| 007  | 9901 | CELEBRATE EXCELLENCE FUND<br>3,646.80 | 0.00            | 0.00             | 0.00                | 0.00                 | 3,646.80                | 0.00                   | 3,646.80                     |

POWERSCHOOL LLC  
 DATE: 06/06/2018  
 TIME: 07:49:46  
 SELECTION CRITERIA: genledgr.fund<>'0049006'

HILLIARD CITY SCHOOL DISTRICT  
 OH CASH POSITION REPORT

ACCOUNTING PERIOD: 11/18

| FUND SCC  | DESCRIPTION<br>BEGIN BALANCE          | MTD<br>RECEIPTS | FYTD<br>RECEIPTS | MTD<br>EXPENDITURES | FYTD<br>EXPENDITURES | CURRENT<br>FUND BALANCE | CURRENT<br>ENCUMBRANCE | UNENCUMBERED<br>FUND BALANCE |
|-----------|---------------------------------------|-----------------|------------------|---------------------|----------------------|-------------------------|------------------------|------------------------------|
| TOTAL FOR | Fund 007:<br>169,203.78               | 3,555.95        | 113,685.50       | 3,956.61            | 27,997.39            | 254,891.89              | 20,353.24              | 234,538.65                   |
| 011 9001  | LATCHKEY FUND<br>2,027,438.50         | 319,787.37      | 2,861,109.80     | -23,364.93          | 2,548,008.12         | 2,340,540.18            | 126,816.47             | 2,213,723.71                 |
| 011 9003  | PAMELA CARPENTER MEM FUND<br>375.87   | 0.00            | 0.00             | 0.00                | 0.00                 | 375.87                  | 0.00                   | 375.87                       |
| 011 9005  | TECHNOLOGY ROTARY FUND<br>16,573.34   | 0.00            | 6,000.00         | 0.00                | 0.00                 | 22,573.34               | 0.00                   | 22,573.34                    |
| 011 9006  | DISTRICT NEXT PROGRAM<br>10,300.22    | 13,479.00       | 139,505.74       | 16,089.94           | 105,713.37           | 44,092.59               | 2,955.48               | 41,137.11                    |
| 011 9007  | DISTRICT ONEZONE PROGRAM<br>31,646.86 | 5,586.00        | 177,366.55       | 76,184.99           | 161,787.99           | 47,225.42               | 30,802.01              | 16,423.41                    |
| 011 9500  | AP FUND - DARBY<br>24,482.39          | -113.00         | 57,660.00        | 0.00                | 0.00                 | 82,142.39               | 60,900.00              | 21,242.39                    |
| 011 9501  | PSAT FUND - DARBY<br>14,088.67        | 0.00            | 4,900.00         | 0.00                | 4,767.00             | 14,221.67               | 476.70                 | 13,744.97                    |
| 011 9600  | AP FUND - DAVIDSON<br>27,993.67       | -1,501.00       | 69,096.00        | 370.00              | 370.00               | 96,719.67               | 79,630.00              | 17,089.67                    |
| 011 9601  | PSAT FUND - DAVIDSON<br>1,010.00      | 0.00            | 4,360.00         | 0.00                | 4,122.00             | 1,248.00                | 0.00                   | 1,248.00                     |
| 011 9700  | AP FUND - BRADLEY<br>33,520.12        | 140.00          | 53,733.00        | 46,967.00           | 46,967.00            | 40,286.12               | 1,783.60               | 38,502.52                    |
| 011 9701  | PSAT FUND - BRADLEY<br>815.60         | 0.00            | 4,760.00         | 0.00                | 4,783.00             | 792.60                  | 0.00                   | 792.60                       |
| 011 9900  | COLLEGE SENSE FUND<br>4,680.00        | 0.00            | 0.00             | 0.00                | 0.00                 | 4,680.00                | 0.00                   | 4,680.00                     |
| 011 9901  | PSAT FUND - ILC<br>1,282.10           | 0.00            | 0.00             | 0.00                | 0.00                 | 1,282.10                | 0.00                   | 1,282.10                     |
| TOTAL FOR | Fund 011:<br>2,194,207.34             | 337,378.37      | 3,378,491.09     | 116,247.00          | 2,876,518.48         | 2,696,179.95            | 303,364.26             | 2,392,815.69                 |
| 018 9000  | MULTICULTURAL FUND<br>4,684.57        | 14,925.00       | 15,050.00        | 196.51              | 196.51               | 19,538.06               | 10,425.00              | 9,113.06                     |
| 018 9001  | HUMAN RESOURCES - FINGER<br>35,646.68 | 6,455.00        | 27,076.70        | 2,174.00            | 22,008.00            | 40,715.38               | 12,992.00              | 27,723.38                    |

POWERSCHOOL LLC  
 DATE: 06/06/2018  
 TIME: 07:49:46  
 SELECTION CRITERIA: genledgr.fund<>'0049006'

HILLIARD CITY SCHOOL DISTRICT  
 OH CASH POSITION REPORT

PAGE NUMBER: 5  
 CASHPOSNEOH

ACCOUNTING PERIOD: 11/18

| FUND SCC | DESCRIPTION<br>BEGIN BALANCE           | MTD<br>RECEIPTS | FYTD<br>RECEIPTS | MTD<br>EXPENDITURES | FYTD<br>EXPENDITURES | CURRENT<br>FUND BALANCE | CURRENT<br>ENCUMBRANCE | UNENCUMBERED<br>FUND BALANCE |
|----------|--|-----------------|------------------|---------------------|----------------------|-------------------------|------------------------|------------------------------|
| 018 9002 | HILLIARD MUSIC BOOSTERS<br>31,976.96   | 0.00            | 0.00             | 0.00                | 20,296.37            | 11,680.59               | 9,597.00               | 2,083.59                     |
| 018 9003 | EXCEPTIONAL CHILD OFMONTH<br>10,519.09 | 0.00            | 0.00             | 0.00                | 0.00                 | 10,519.09               | 0.00                   | 10,519.09                    |
| 018 9004 | COA BUILDING FUND<br>2,317.80          | 0.00            | 0.00             | 0.00                | 0.00                 | 2,317.80                | 0.00                   | 2,317.80                     |
| 018 9005 | TECHNOLOGY FUND<br>-740.28             | 0.00            | 255.00           | 0.00                | -224.00              | -261.28                 | 9,745.00               | -10,006.28                   |
| 018 9006 | PRINCIPAL'S FUND - ILC<br>9,468.32     | 963.87          | 12,133.14        | 163.92              | 4,559.41             | 17,042.05               | 5,452.47               | 11,589.58                    |
| 018 9007 | CELL TOWER FUND<br>172,152.43          | 4,800.00        | 87,072.93        | 0.00                | 0.00                 | 259,225.36              | 0.00                   | 259,225.36                   |
| 018 9008 | TOP 25 BREAKFAST FUND<br>737.06        | 2,500.00        | 667.19           | 2,500.00            | 2,862.12             | -1,457.87               | 0.00                   | -1,457.87                    |
| 018 9009 | HILLIARD SITE VISIT DAY<br>0.00        | 0.00            | 6,562.60         | 0.00                | 1,798.00             | 4,764.60                | 0.00                   | 4,764.60                     |
| 018 9010 | PRINCIPAL'S FUND - ADE<br>26,123.10    | 0.00            | 4,573.67         | 479.40              | 6,318.10             | 24,378.67               | 4,939.91               | 19,438.76                    |
| 018 9011 | MEDIA CENTER - ADE<br>-513.70          | 3.50            | 173.68           | 0.00                | 0.00                 | -340.02                 | 0.00                   | -340.02                      |
| 018 9012 | HR - CIVIL SERVICE<br>3,040.00         | 0.00            | 1,260.00         | 0.00                | 0.00                 | 4,300.00                | 0.00                   | 4,300.00                     |
| 018 9013 | PRINCIPALS FUND - HUB<br>0.00          | 500.00          | 500.00           | 0.00                | 0.00                 | 500.00                  | 0.00                   | 500.00                       |
| 018 9020 | PRINCIPAL'S FUND - AVERY<br>2,560.91   | 0.00            | 0.00             | 579.80              | 579.80               | 1,981.11                | 0.00                   | 1,981.11                     |
| 018 9021 | MEDIA CENTER - AVERY<br>712.70         | 2,464.01        | 2,481.96         | 2,464.01            | 2,464.01             | 730.65                  | 0.00                   | 730.65                       |
| 018 9030 | PRINCIPAL'S FUND - BEACON<br>12,257.99 | 0.00            | 2,368.88         | 1,945.12            | 5,194.12             | 9,432.75                | 54.88                  | 9,377.87                     |
| 018 9031 | MEDIA CENTER - BEACON<br>247.66        | 0.00            | 0.00             | 0.00                | 0.00                 | 247.66                  | 0.00                   | 247.66                       |
| 018 9040 | PRINCIPAL'S FUND-BRITTON<br>5,979.57   | 0.00            | 22.98            | 0.00                | 322.50               | 5,680.05                | 0.00                   | 5,680.05                     |
| 018 9041 | MEDIA CENTER - BRITTON                 |                 |                  |                     |                      |                         |                        |                              |

POWERSCHOOL LLC  
 DATE: 06/06/2018  
 TIME: 07:49:46  
 SELECTION CRITERIA: genledgr.fund<>'0049006'

HILLIARD CITY SCHOOL DISTRICT  
 OH CASH POSITION REPORT

PAGE NUMBER: 6  
 CASHPOSNEOH

ACCOUNTING PERIOD: 11/18

| FUND SCC | DESCRIPTION<br>BEGIN BALANCE          | MTD<br>RECEIPTS | FYTD<br>RECEIPTS | MTD<br>EXPENDITURES | FYTD<br>EXPENDITURES | CURRENT<br>FUND BALANCE | CURRENT<br>ENCUMBRANCE | UNENCUMBERED<br>FUND BALANCE |
|----------|---------------------------------------|-----------------|------------------|---------------------|----------------------|-------------------------|------------------------|------------------------------|
|          | 2,518.35                              | 44.34           | 199.78           | 0.00                | 0.00                 | 2,718.13                | 0.00                   | 2,718.13                     |
| 018 9050 | PRINCIPAL'S FUND - BROWN<br>18,930.48 | 60.80           | 6,778.93         | 1,165.71            | 15,817.58            | 9,891.83                | 4,405.62               | 5,486.21                     |
| 018 9051 | MEDIA CENTER - BROWN<br>1,374.19      | 0.00            | 104.17           | 158.67              | 158.67               | 1,319.69                | 0.00                   | 1,319.69                     |
| 018 9052 | LITERACY FUND - BROWN<br>209.16       | 0.00            | 0.00             | 0.00                | 0.00                 | 209.16                  | 0.00                   | 209.16                       |
| 018 9060 | PRINCIPAL'S FUND - DCE<br>118.17      | 0.00            | 0.00             | 0.00                | 0.00                 | 118.17                  | 0.00                   | 118.17                       |
| 018 9061 | MEDIA CENTER - DCE<br>231.83          | 0.00            | 63.02            | 0.00                | 0.00                 | 294.85                  | 0.00                   | 294.85                       |
| 018 9070 | PRINCIPAL'S FUND - HCR<br>11,577.04   | 0.00            | 5,071.35         | 0.00                | 1,934.38             | 14,714.01               | 131.81                 | 14,582.20                    |
| 018 9071 | MEDIA CENTER - HCR<br>421.15          | 0.00            | 84.44            | 0.00                | 0.00                 | 505.59                  | 0.00                   | 505.59                       |
| 018 9080 | PRINCIPAL'S FUND - HZN<br>1,489.00    | 0.00            | 265.75           | 0.00                | 109.25               | 1,645.50                | 15.75                  | 1,629.75                     |
| 018 9081 | MEDIA CENTER - HZN<br>273.02          | 20.00           | 81.88            | 6.10                | 279.12               | 75.78                   | 0.00                   | 75.78                        |
| 018 9082 | ILC - ADULT COLLEGE FAIR<br>775.09    | 0.00            | 0.00             | 0.00                | 73.60                | 701.49                  | 0.00                   | 701.49                       |
| 018 9090 | PRINCIPAL'S FUND - HTE<br>6,111.22    | 0.00            | 3,003.26         | 116.74              | 616.30               | 8,498.18                | 883.26                 | 7,614.92                     |
| 018 9091 | MEDIA CENTER - HTE<br>661.84          | 29.50           | 171.56           | 0.00                | 0.00                 | 833.40                  | 0.00                   | 833.40                       |
| 018 9100 | PRINCIPAL'S FUND - J.W.<br>8,193.16   | 500.00          | 4,165.76         | 401.34              | 3,234.98             | 9,123.94                | 2,838.82               | 6,285.12                     |
| 018 9101 | MEDIA CENTER - J.W.<br>1,065.36       | 479.92          | 489.92           | 0.00                | 0.00                 | 1,555.28                | 0.00                   | 1,555.28                     |
| 018 9110 | PRINCIPAL'S FUND - NOR<br>44.49       | 0.00            | 0.00             | 0.00                | 0.00                 | 44.49                   | 0.00                   | 44.49                        |
| 018 9111 | MEDIA CENTER - NORWICH<br>77.54       | 0.00            | 82.02            | 151.80              | 151.80               | 7.76                    | 0.00                   | 7.76                         |
| 018 9120 | PRINCIPAL'S FUND - RGW<br>-2,286.34   | 0.00            | 327.62           | 309.00              | 486.25               | -2,444.97               | 3,022.75               | -5,467.72                    |



POWERSCHOOL LLC  
 DATE: 06/06/2018  
 TIME: 07:49:46  
 SELECTION CRITERIA: genledgr.fund<>'0049006'

HILLIARD CITY SCHOOL DISTRICT  
 OH CASH POSITION REPORT

PAGE NUMBER: 7  
 CASHPOSNEOH

ACCOUNTING PERIOD: 11/18

| FUND | SCC  | DESCRIPTION<br>BEGIN BALANCE          | MTD<br>RECEIPTS | FYTD<br>RECEIPTS | MTD<br>EXPENDITURES | FYTD<br>EXPENDITURES | CURRENT<br>FUND BALANCE | CURRENT<br>ENCUMBRANCE | UNENCUMBERED<br>FUND BALANCE |
|------|------|---------------------------------------|-----------------|------------------|---------------------|----------------------|-------------------------|------------------------|------------------------------|
| 018  | 9121 | MEDIA CENTER - RIDGEWOOD<br>2,384.82  | 49.49           | 313.26           | 1,840.49            | 1,990.49             | 707.59                  | 0.00                   | 707.59                       |
| 018  | 9130 | PRINCIPAL'S FUND - SDE<br>-379.53     | 0.00            | 500.00           | 0.00                | 0.00                 | 120.47                  | 0.00                   | 120.47                       |
| 018  | 9131 | MEDIA CENTER - SDE<br>1,430.36        | 0.00            | 146.55           | 0.00                | 0.00                 | 1,576.91                | 0.00                   | 1,576.91                     |
| 018  | 9140 | PRINCIPAL'S FUND - HST<br>425.24      | 0.00            | 80.00            | 0.00                | 0.00                 | 505.24                  | 0.00                   | 505.24                       |
| 018  | 9141 | MEDIA CENTER - HST<br>2,104.19        | 0.00            | 203.90           | 0.00                | 0.00                 | 2,308.09                | 0.00                   | 2,308.09                     |
| 018  | 9146 | BAND INSTR RENT - STATION<br>-932.79  | 0.00            | 932.79           | 0.00                | 0.00                 | 0.00                    | 0.00                   | 0.00                         |
| 018  | 9147 | ORCH INSTR RENT-STATION<br>485.50     | 0.00            | -485.50          | 0.00                | 0.00                 | 0.00                    | 0.00                   | 0.00                         |
| 018  | 9150 | PRINCIPAL'S FUND - THARP<br>27,496.40 | 40.00           | 2,134.25         | 50.00               | 3,336.95             | 26,293.70               | 450.00                 | 25,843.70                    |
| 018  | 9151 | MEDIA CENTER - THARP<br>2,383.20      | 0.00            | 67.18            | 0.00                | 0.00                 | 2,450.38                | 0.00                   | 2,450.38                     |
| 018  | 9156 | BAND INSTR RENT - HTH<br>1,377.75     | 0.00            | -1,337.75        | 0.00                | 0.00                 | 40.00                   | 0.00                   | 40.00                        |
| 018  | 9157 | ORCHES INSTR RENT - HTH<br>415.00     | 0.00            | -74.00           | 0.00                | 301.00               | 40.00                   | 0.00                   | 40.00                        |
| 018  | 9160 | PRINCIPAL'S FUND - PRK<br>1,276.52    | 0.00            | 1,240.45         | 0.00                | 0.00                 | 2,516.97                | 0.00                   | 2,516.97                     |
| 018  | 9170 | PRINCIPAL'S FUND - WSH<br>10,914.39   | 0.00            | 3,396.84         | 0.00                | 9,643.26             | 4,667.97                | 310.08                 | 4,357.89                     |
| 018  | 9171 | MEDIA CENTER - WASHINGTON<br>7,383.62 | 9.99            | 7,261.93         | 454.49              | 11,954.06            | 2,691.49                | 0.00                   | 2,691.49                     |
| 018  | 9200 | PRINCIPAL'S FUND-HMS<br>13,142.48     | 2,960.00        | 14,709.66        | 642.01              | 6,082.74             | 21,769.40               | 8,655.61               | 13,113.79                    |
| 018  | 9201 | MEDIA CENTER - HMS<br>490.56          | 148.21          | 4,520.32         | 0.00                | 4,712.58             | 298.30                  | 283.32                 | 14.98                        |
| 018  | 9202 | PROFESSIONAL DEV - HMS<br>727.50      | 0.00            | 0.00             | 0.00                | 0.00                 | 727.50                  | 0.00                   | 727.50                       |
| 018  | 9203 | BOX TOPS FUND - HERITAGE<br>2,531.33  | 180.90          | 720.20           | 67.45               | 271.68               | 2,979.85                | 928.32                 | 2,051.53                     |

POWERSCHOOL LLC  
 DATE: 06/06/2018  
 TIME: 07:49:46  
 SELECTION CRITERIA: genledgr.fund<>'0049006'

HILLIARD CITY SCHOOL DISTRICT  
 OH CASH POSITION REPORT

PAGE NUMBER: 8  
 CASHPOSNEOH

ACCOUNTING PERIOD: 11/18

| FUND SCC | DESCRIPTION<br>BEGIN BALANCE          | MTD<br>RECEIPTS | FYTD<br>RECEIPTS | MTD<br>EXPENDITURES | FYTD<br>EXPENDITURES | CURRENT<br>FUND BALANCE | CURRENT<br>ENCUMBRANCE | UNENCUMBERED<br>FUND BALANCE |
|----------|---------------------------------------|-----------------|------------------|---------------------|----------------------|-------------------------|------------------------|------------------------------|
| 018 9206 | BAND INSTR RENT - HMS<br>160.00       | 0.00            | -160.00          | 0.00                | 0.00                 | 0.00                    | 0.00                   | 0.00                         |
| 018 9207 | ORCH INSTR RENT - HMS<br>504.00       | 0.00            | -504.00          | 0.00                | 0.00                 | 0.00                    | 0.00                   | 0.00                         |
| 018 9300 | PRINCIPAL'S FUND - MMS<br>14,241.03   | 688.80          | 7,881.47         | 1,062.32            | 16,785.68            | 5,336.82                | 2,303.83               | 3,032.99                     |
| 018 9301 | MEDIA CENTER - MMS<br>5,344.37        | 17.05           | 4,710.56         | 0.00                | 4,521.39             | 5,533.54                | 0.00                   | 5,533.54                     |
| 018 9306 | BAND INSTR RENT - MMS<br>1,720.00     | 0.00            | -1,720.00        | 0.00                | 0.00                 | 0.00                    | 0.00                   | 0.00                         |
| 018 9307 | ORCH INSTR RENT - MMS<br>2.00         | 0.00            | 38.00            | 0.00                | 0.00                 | 40.00                   | 0.00                   | 40.00                        |
| 018 9400 | PRINCIPAL'S FUND - WMS<br>34,859.38   | 0.00            | 22,625.77        | 973.89              | 27,682.46            | 29,802.69               | 3,081.14               | 26,721.55                    |
| 018 9401 | MEDIA CENTER - WMS<br>2,787.64        | 0.00            | 5,541.49         | 0.00                | 5,999.22             | 2,329.91                | 0.00                   | 2,329.91                     |
| 018 9406 | BAND INSTR RENT - WMS<br>-1,662.25    | 20.00           | 1,682.25         | 0.00                | 0.00                 | 20.00                   | 0.00                   | 20.00                        |
| 018 9407 | ORCHES INSTR RENT - WMS<br>774.00     | 0.00            | -774.00          | 0.00                | 0.00                 | 0.00                    | 0.00                   | 0.00                         |
| 018 9500 | PRINCIPAL'S FUND - DBY<br>389.32      | 1,007.63        | 7,333.42         | 0.00                | 7,868.64             | -145.90                 | 984.66                 | -1,130.56                    |
| 018 9501 | MEDIA CENTER - DBY<br>1,542.44        | 215.41          | 898.17           | 0.00                | 0.36                 | 2,440.25                | 929.64                 | 1,510.61                     |
| 018 9502 | ATHLETIC UNIFORMS - DBY<br>16.00      | 0.00            | 0.00             | 0.00                | 0.00                 | 16.00                   | 0.00                   | 16.00                        |
| 018 9504 | ALUMNI GROVE - DBY<br>3,648.27        | 0.00            | 0.00             | 0.00                | 0.00                 | 3,648.27                | 0.00                   | 3,648.27                     |
| 018 9505 | FRESH START - DBY<br>29.43            | 0.00            | 0.00             | 0.00                | 0.00                 | 29.43                   | 0.00                   | 29.43                        |
| 018 9506 | BAND INSTRUMENT RENT-DBY<br>-3,939.22 | 0.00            | 3,939.22         | 0.00                | 0.00                 | 0.00                    | 0.00                   | 0.00                         |
| 018 9507 | ORCHESTRA INSTR RENT-DBY<br>920.00    | 0.00            | -920.00          | 0.00                | 0.00                 | 0.00                    | 0.00                   | 0.00                         |
| 018 9508 | BAND UNIFORM RENTAL - DBY             |                 |                  |                     |                      |                         |                        |                              |

POWERSCHOOL LLC  
 DATE: 06/06/2018  
 TIME: 07:49:46  
 SELECTION CRITERIA: genledgr.fund<>'0049006'

HILLIARD CITY SCHOOL DISTRICT  
 OH CASH POSITION REPORT

PAGE NUMBER: 9  
 CASHPOSNEOH

ACCOUNTING PERIOD: 11/18

| FUND SCC | DESCRIPTION<br>BEGIN BALANCE          | MTD<br>RECEIPTS | FYTD<br>RECEIPTS | MTD<br>EXPENDITURES | FYTD<br>EXPENDITURES | CURRENT<br>FUND BALANCE | CURRENT<br>ENCUMBRANCE | UNENCUMBERED<br>FUND BALANCE |
|----------|---------------------------------------|-----------------|------------------|---------------------|----------------------|-------------------------|------------------------|------------------------------|
|          | -10,372.60                            | 0.00            | 30,030.78        | 0.00                | 10,512.09            | 9,146.09                | 1,324.41               | 7,821.68                     |
| 018 9509 | ORCHES UNIFORM RENT - DBY<br>1,040.00 | 0.00            | -1,040.00        | 0.00                | 0.00                 | 0.00                    | 0.00                   | 0.00                         |
| 018 9510 | CHOIR ROBE RENTAL - DARBY<br>1,765.00 | 0.00            | -1,765.00        | 0.00                | 0.00                 | 0.00                    | 0.00                   | 0.00                         |
| 018 9600 | PRINCIPAL'S FUND - DAV<br>25,709.17   | 0.00            | 12,047.30        | 741.96              | 13,913.19            | 23,843.28               | 9,562.14               | 14,281.14                    |
| 018 9601 | MEDIA CENTER - DAV<br>192.59          | 101.75          | 163.39           | 0.00                | 80.99                | 274.99                  | 0.00                   | 274.99                       |
| 018 9602 | ATHLETIC UNIFORMS - DAV<br>1,115.95   | 0.00            | 0.00             | 0.00                | 0.00                 | 1,115.95                | 0.00                   | 1,115.95                     |
| 018 9603 | MUSIC UNIFORMS - DAV<br>599.00        | 0.00            | 0.00             | 0.00                | 0.00                 | 599.00                  | 3,750.00               | -3,151.00                    |
| 018 9606 | BAND INSTR RENT - DAV<br>-2,663.75    | 0.00            | 2,663.75         | 0.00                | 0.00                 | 0.00                    | 0.00                   | 0.00                         |
| 018 9607 | ORCHEST INSTR RENT-DAV<br>675.00      | 0.00            | -675.00          | 0.00                | 0.00                 | 0.00                    | 0.00                   | 0.00                         |
| 018 9608 | BAND UNIFORM RENT-DAV<br>-1,559.52    | 0.00            | 70,353.78        | 0.00                | 5,187.73             | 63,606.53               | 0.00                   | 63,606.53                    |
| 018 9609 | ORCHES UNIFORM RENT-DAV<br>644.00     | 0.00            | -644.00          | 0.00                | 0.00                 | 0.00                    | 0.00                   | 0.00                         |
| 018 9610 | CHOIR ROBE RENTAL - DAV<br>1,558.53   | 25.00           | -1,508.53        | 0.00                | 0.00                 | 50.00                   | 0.00                   | 50.00                        |
| 018 9700 | PRINCIPAL'S FUND - BRD<br>36,445.29   | 3,776.20        | 11,145.63        | 8,722.86            | 20,561.65            | 27,029.27               | 5,760.48               | 21,268.79                    |
| 018 9701 | MEDIA CENTER - BRD<br>5,937.13        | 1,001.09        | 1,965.11         | 0.00                | 1,878.41             | 6,023.83                | 0.00                   | 6,023.83                     |
| 018 9703 | MUSIC UNIFORMS - HBR<br>10,000.00     | 0.00            | 0.00             | 0.00                | 3,315.00             | 6,685.00                | 0.00                   | 6,685.00                     |
| 018 9704 | TURF REPLACEMENT - BRD<br>40,664.10   | 0.00            | 1,750.00         | 0.00                | 0.00                 | 42,414.10               | 0.00                   | 42,414.10                    |
| 018 9706 | BAND INSTRUMENT RENT-BRD<br>1,980.00  | 0.00            | -1,980.00        | 0.00                | 0.00                 | 0.00                    | 0.00                   | 0.00                         |
| 018 9707 | ORCHES INSTR RENTAL - BRD<br>-315.14  | 0.00            | 315.14           | 0.00                | 0.00                 | 0.00                    | 0.00                   | 0.00                         |

POWERSCHOOL LLC  
 DATE: 06/06/2018  
 TIME: 07:49:46  
 SELECTION CRITERIA: genledgr.fund<>'0049006'

HILLIARD CITY SCHOOL DISTRICT  
 OH CASH POSITION REPORT

PAGE NUMBER: 10  
 CASHPOSNEOH

ACCOUNTING PERIOD: 11/18

| FUND SCC            | DESCRIPTION<br>BEGIN BALANCE          | MTD<br>RECEIPTS | FYTD<br>RECEIPTS | MTD<br>EXPENDITURES | FYTD<br>EXPENDITURES | CURRENT<br>FUND BALANCE | CURRENT<br>ENCUMBRANCE | UNENCUMBERED<br>FUND BALANCE |
|---------------------|---------------------------------------|-----------------|------------------|---------------------|----------------------|-------------------------|------------------------|------------------------------|
| 018 9708            | BAND UNIFORM RENTAL - BRD<br>6,150.00 | 0.00            | 4,201.78         | 0.00                | 0.00                 | 10,351.78               | 3,545.00               | 6,806.78                     |
| 018 9709            | ORCHES UNIFORM RENT-BRD<br>2,625.00   | 0.00            | -2,605.00        | 0.00                | 0.00                 | 20.00                   | 0.00                   | 20.00                        |
| 018 9710            | CHOIR ROBE RENTAL - BRD<br>-350.58    | 50.00           | 400.58           | 0.00                | 0.00                 | 50.00                   | 0.00                   | 50.00                        |
| TOTAL FOR Fund 018: |                                       | 44,037.46       | 390,810.33       | 27,367.59           | 245,836.44           | 770,761.62              | 106,372.90             | 664,388.72                   |
| 019 9000            | CPR/FIRST AID FUND<br>-37.69          | 0.00            | 0.00             | -37.69              | -37.69               | 0.00                    | 0.00                   | 0.00                         |
| 019 9002            | ASHLAND UNIVERSITY FUND<br>1,128.23   | 0.00            | 0.00             | 0.00                | 0.00                 | 1,128.23                | 0.00                   | 1,128.23                     |
| 019 9085            | CBUS FNDTN-LEGACY SDE<br>6,697.79     | 0.00            | 0.00             | 0.00                | 3,470.06             | 3,227.73                | 0.00                   | 3,227.73                     |
| 019 9500            | INTEL GRANT - DARBY<br>25,000.00      | 0.00            | 0.00             | 0.00                | 10,000.00            | 15,000.00               | 0.00                   | 15,000.00                    |
| 019 9600            | ETS STUDY GRANT - DVD<br>0.00         | 0.00            | 4,340.00         | 0.00                | 3,621.72             | 718.28                  | 0.00                   | 718.28                       |
| 019 9900            | HIGH SCHOOL 2020<br>1,576.00          | 0.00            | 0.00             | 0.00                | 0.00                 | 1,576.00                | 0.00                   | 1,576.00                     |
| TOTAL FOR Fund 019: |                                       | 0.00            | 4,340.00         | -37.69              | 17,054.09            | 21,650.24               | 0.00                   | 21,650.24                    |
| 022 9001            | VISION ADMINISTRATION<br>-22,458.97   | 22,120.60       | 255,086.77       | 21,472.20           | 235,074.68           | -2,446.88               | 4,925.32               | -7,372.20                    |
| 022 9002            | INTER-SCHOOL PTO<br>3,340.53          | 0.00            | 650.00           | 0.00                | 200.00               | 3,790.53                | 200.00                 | 3,590.53                     |
| 022 9003            | DISTRICT AGENCY - STRS<br>-107,151.64 | 1,309,158.59    | 12,592,881.84    | 1,221,560.00        | 12,936,520.00        | -450,789.80             | 0.00                   | -450,789.80                  |
| 022 9004            | DISTRICT AGENCY - FSA<br>48,539.83    | 72,036.56       | 749,700.66       | 65,445.25           | 736,112.72           | 62,127.77               | 369,739.99             | -307,612.22                  |
| 022 9510            | DARBY - OHSAA TOURNAMENT<br>34,430.83 | 35,649.00       | 95,282.74        | 170.00              | 93,800.65            | 35,912.92               | 48,117.20              | -12,204.28                   |
| 022 9610            | DAVIDSON - OHSAA TOURN                |                 |                  |                     |                      |                         |                        |                              |

POWERSCHOOL LLC  
 DATE: 06/06/2018  
 TIME: 07:49:46  
 SELECTION CRITERIA: genledgr.fund<>'0049006'

HILLIARD CITY SCHOOL DISTRICT  
 OH CASH POSITION REPORT

PAGE NUMBER: 11  
 CASHPOSNEOH

ACCOUNTING PERIOD: 11/18

| FUND SCC            | DESCRIPTION<br>BEGIN BALANCE           | MTD<br>RECEIPTS | FYTD<br>RECEIPTS | MTD<br>EXPENDITURES | FYTD<br>EXPENDITURES | CURRENT<br>FUND BALANCE | CURRENT<br>ENCUMBRANCE | UNENCUMBERED<br>FUND BALANCE |
|---------------------|--|-----------------|------------------|---------------------|----------------------|-------------------------|------------------------|------------------------------|
|                     | 1,429.18                               | 2,310.00        | 7,044.00         | 0.00                | 2,887.24             | 5,585.94                | 2,470.60               | 3,115.34                     |
| 022 9710            | BRADLEY - OHSAA TOURN<br>429.71        | 630.00          | 44,763.00        | 0.00                | 43,270.59            | 1,922.12                | 2,316.41               | -394.29                      |
| -----               |  |                 |                  |                     |                      |                         |                        |                              |
| TOTAL FOR Fund 022: | -41,440.53                             | 1,441,904.75    | 13,745,409.01    | 1,308,647.45        | 14,047,865.88        | -343,897.40             | 427,769.52             | -771,666.92                  |
| 024 0000            | SELF INSURANCE<br>5,499,247.89         | 2,859,053.69    | 25,475,412.92    | 2,595,854.27        | 25,753,835.57        | 5,220,825.24            | 1,762,338.10           | 3,458,487.14                 |
| 024 9001            | WORKERS COMP SI<br>420,439.91          | 34,055.50       | 327,928.16       | 8,612.51            | 170,847.46           | 577,520.61              | 156,651.14             | 420,869.47                   |
| 024 9002            | DENTAL SELF INSURANCE<br>416,439.36    | 154,240.77      | 1,706,393.59     | 127,886.04          | 1,639,241.92         | 483,591.03              | 368,612.48             | 114,978.55                   |
| -----               |  |                 |                  |                     |                      |                         |                        |                              |
| TOTAL FOR Fund 024: | 6,336,127.16                           | 3,047,349.96    | 27,509,734.67    | 2,732,352.82        | 27,563,924.95        | 6,281,936.88            | 2,287,601.72           | 3,994,335.16                 |
| 031 9000            | UNDERGROUND STORAGE TANKS<br>11,000.00 | 0.00            | 0.00             | 0.00                | 0.00                 | 11,000.00               | 0.00                   | 11,000.00                    |
| -----               |  |                 |                  |                     |                      |                         |                        |                              |
| TOTAL FOR Fund 031: | 11,000.00                              | 0.00            | 0.00             | 0.00                | 0.00                 | 11,000.00               | 0.00                   | 11,000.00                    |
| 200 9030            | STUDENT COUNCIL - BEACON<br>352.62     | 0.00            | 0.00             | 0.00                | 0.00                 | 352.62                  | 0.00                   | 352.62                       |
| 200 9070            | STDNT LEADER TEAM -HCR<br>381.98       | 0.00            | 0.00             | 0.00                | 0.00                 | 381.98                  | 0.00                   | 381.98                       |
| 200 9090            | STUDENT COUNCIL-HTE<br>3,075.23        | 0.00            | 0.00             | 0.00                | 0.00                 | 3,075.23                | 0.00                   | 3,075.23                     |
| 200 9100            | STUDENT LEADERS - JWR<br>693.00        | 0.00            | 0.00             | 0.00                | 0.00                 | 693.00                  | 0.00                   | 693.00                       |
| 200 9120            | STUDENT COUNCIL - RGW<br>1,233.14      | 0.00            | 0.00             | 0.00                | 0.00                 | 1,233.14                | 0.00                   | 1,233.14                     |
| 200 9140            | STUDENT COUNCIL - HST<br>271.65        | 0.00            | 0.00             | 0.00                | 0.00                 | 271.65                  | 0.00                   | 271.65                       |
| 200 9211            | SKI CLUB - HERITAGE<br>1,539.23        | 0.00            | 2,700.00         | 0.00                | 2,065.26             | 2,173.97                | 0.00                   | 2,173.97                     |

POWERSCHOOL LLC  
 DATE: 06/06/2018  
 TIME: 07:49:46  
 SELECTION CRITERIA: genledgr.fund<>'0049006'

HILLIARD CITY SCHOOL DISTRICT  
 OH CASH POSITION REPORT

PAGE NUMBER: 12  
 CASHPOSNEOH

ACCOUNTING PERIOD: 11/18

| FUND | SCC  | DESCRIPTION<br>BEGIN BALANCE          | MTD<br>RECEIPTS | FYTD<br>RECEIPTS | MTD<br>EXPENDITURES | FYTD<br>EXPENDITURES | CURRENT<br>FUND BALANCE | CURRENT<br>ENCUMBRANCE | UNENCUMBERED<br>FUND BALANCE |
|------|------|---------------------------------------|-----------------|------------------|---------------------|----------------------|-------------------------|------------------------|------------------------------|
| 200  | 9212 | NEWSPAPER - HERITAGE<br>39.89         | 0.00            | 0.00             | 0.00                | 0.00                 | 39.89                   | 0.00                   | 39.89                        |
| 200  | 9213 | YEARBOOK - HERITAGE<br>3,178.17       | 0.00            | 0.00             | 0.00                | 486.90               | 2,691.27                | 0.00                   | 2,691.27                     |
| 200  | 9214 | DRAMA CLUB - HERITAGE<br>4,240.81     | 0.00            | 0.00             | 0.00                | 3,460.92             | 779.89                  | 56.92                  | 722.97                       |
| 200  | 9215 | LEADERSHIP ACADEMY - HMS<br>2,128.31  | 0.00            | 536.00           | 0.00                | 490.55               | 2,173.76                | 0.00                   | 2,173.76                     |
| 200  | 9216 | NJHS - HERITAGE<br>0.00               | 0.00            | 330.00           | 0.00                | 0.00                 | 330.00                  | 0.00                   | 330.00                       |
| 200  | 9217 | ART CLUB - HERITAGE<br>221.64         | 0.00            | 0.00             | 0.00                | 0.00                 | 221.64                  | 0.00                   | 221.64                       |
| 200  | 9218 | SCHOOL STORE - HERITAGE<br>1,098.95   | 0.00            | 0.00             | 0.00                | 0.00                 | 1,098.95                | 0.00                   | 1,098.95                     |
| 200  | 9219 | SOCIAL STUDIES CLUB - HMS<br>1,434.42 | 0.00            | 0.00             | 0.00                | 0.00                 | 1,434.42                | 0.00                   | 1,434.42                     |
| 200  | 9220 | MATH CLUB - HERITAGE<br>15.82         | 0.00            | 0.00             | 0.00                | 0.00                 | 15.82                   | 0.00                   | 15.82                        |
| 200  | 9221 | ENVIRONMENT CLUB - HMS<br>488.00      | 0.00            | 0.00             | 0.00                | 0.00                 | 488.00                  | 0.00                   | 488.00                       |
| 200  | 9311 | SKI CLUB - MEMORIAL<br>199.54         | 0.00            | 2,350.00         | 0.00                | 2,153.00             | 396.54                  | 319.00                 | 77.54                        |
| 200  | 9312 | SCHOOL STORE - MEMORIAL<br>21.63      | 0.00            | -21.63           | 0.00                | 0.00                 | 0.00                    | 0.00                   | 0.00                         |
| 200  | 9313 | YEARBOOK - MEMORIAL<br>1,471.38       | 0.00            | 0.00             | 1,080.00            | 1,080.00             | 391.38                  | 0.00                   | 391.38                       |
| 200  | 9314 | MATH CLUB - MEMORIAL<br>1,757.97      | 0.00            | 0.00             | 0.00                | 0.00                 | 1,757.97                | 0.00                   | 1,757.97                     |
| 200  | 9315 | SODA CLUB - MEMORIAL<br>-80.37        | 0.00            | 40.63            | 0.00                | 0.00                 | -39.74                  | 0.00                   | -39.74                       |
| 200  | 9316 | RENAISSANCE CLUB - MMS<br>258.84      | 0.00            | 0.00             | 0.00                | 0.00                 | 258.84                  | 0.00                   | 258.84                       |
| 200  | 9317 | JR NHS - MMS<br>1,474.03              | 1,020.00        | 1,020.00         | 0.00                | 496.46               | 1,997.57                | 424.84                 | 1,572.73                     |
| 200  | 9318 | DRAMA CLUB - MEMORIAL<br>9,100.69     | 0.00            | 2,723.94         | 75.00               | 7,847.40             | 3,977.23                | 0.00                   | 3,977.23                     |

POWERSCHOOL LLC  
 DATE: 06/06/2018  
 TIME: 07:49:46  
 SELECTION CRITERIA: genledgr.fund<>'0049006'

HILLIARD CITY SCHOOL DISTRICT  
 OH CASH POSITION REPORT

PAGE NUMBER: 13  
 CASHPOSNEOH

ACCOUNTING PERIOD: 11/18

| FUND | SCC  | DESCRIPTION<br>BEGIN BALANCE          | MTD<br>RECEIPTS | FYTD<br>RECEIPTS | MTD<br>EXPENDITURES | FYTD<br>EXPENDITURES | CURRENT<br>FUND BALANCE | CURRENT<br>ENCUMBRANCE | UNENCUMBERED<br>FUND BALANCE |
|------|------|---------------------------------------|-----------------|------------------|---------------------|----------------------|-------------------------|------------------------|------------------------------|
| 200  | 9319 | FUNDS FOR FITNESS - MMS<br>16.28      | 0.00            | 1,819.48         | 0.00                | 432.94               | 1,402.82                | 0.00                   | 1,402.82                     |
| 200  | 9320 | LIBRARY CLUB - MEMORIAL<br>1,342.48   | 0.00            | 0.00             | 0.00                | 0.00                 | 1,342.48                | 133.33                 | 1,209.15                     |
| 200  | 9321 | LEADERSHIP ACADEMY - MMS<br>564.91    | 0.00            | 0.00             | 0.00                | 0.00                 | 564.91                  | 0.00                   | 564.91                       |
| 200  | 9322 | DIVERSITY CLUB - MEMORIAL<br>1,305.51 | 878.00          | 878.00           | 376.22              | 504.42               | 1,679.09                | 395.58                 | 1,283.51                     |
| 200  | 9411 | SKI CLUB - WEAVER<br>2,036.84         | 0.00            | 10,300.00        | 0.00                | 10,520.90            | 1,815.94                | 309.10                 | 1,506.84                     |
| 200  | 9413 | YEARBOOK - WEAVER<br>4,852.36         | 0.00            | 0.00             | 0.00                | 323.60               | 4,528.76                | 399.93                 | 4,128.83                     |
| 200  | 9511 | ART CLUB - DARBY<br>1,238.70          | 0.00            | 500.00           | 0.00                | 26.99                | 1,711.71                | 2,073.01               | -361.30                      |
| 200  | 9512 | CLAY CATS - DARBY<br>518.42           | 230.00          | 622.00           | 0.00                | 544.63               | 595.79                  | 688.11                 | -92.32                       |
| 200  | 9513 | THEATRE TROUPE - DARBY<br>12,383.60   | 4,928.71        | 15,464.53        | 3,222.63            | 15,320.44            | 12,527.69               | 8,187.76               | 4,339.93                     |
| 200  | 9514 | LITERARY ARTS - DARBY<br>1,169.22     | 0.00            | 0.00             | 0.00                | 0.00                 | 1,169.22                | 0.00                   | 1,169.22                     |
| 200  | 9515 | GIRLS IN SCIENCE - DARBY<br>75.31     | 0.00            | 490.00           | 0.00                | 347.10               | 218.21                  | 198.00                 | 20.21                        |
| 200  | 9516 | NEWSPAPER - DARBY<br>40.00            | 0.00            | 90.00            | 0.00                | 0.00                 | 130.00                  | 250.00                 | -120.00                      |
| 200  | 9519 | FRENCH CLUB - DARBY<br>785.24         | 0.00            | 280.00           | 0.00                | 247.00               | 818.24                  | 200.00                 | 618.24                       |
| 200  | 9522 | SPANISH CLUB - DARBY<br>34.56         | 0.00            | 0.00             | 0.00                | 0.00                 | 34.56                   | 0.00                   | 34.56                        |
| 200  | 9523 | MATH CLUB - DARBY<br>336.81           | 30.00           | 5,758.00         | 0.00                | 225.00               | 5,869.81                | 5,710.00               | 159.81                       |
| 200  | 9524 | HOMECOMING - DARBY<br>14,717.81       | 0.00            | 14,653.88        | 0.00                | 10,998.82            | 18,372.87               | 809.99                 | 17,562.88                    |
| 200  | 9525 | SCIENCE CLUB - DARBY<br>242.13        | 0.00            | 0.00             | 0.00                | 0.00                 | 242.13                  | 0.00                   | 242.13                       |
| 200  | 9526 | ORCHESTRA CLUB - DARBY                |                 |                  |                     |                      |                         |                        |                              |

POWERSCHOOL LLC  
 DATE: 06/06/2018  
 TIME: 07:49:46  
 SELECTION CRITERIA: genledgr.fund<>'0049006'

HILLIARD CITY SCHOOL DISTRICT  
 OH CASH POSITION REPORT

PAGE NUMBER: 14  
 CASHPOSNEOH

ACCOUNTING PERIOD: 11/18

| FUND SCC | DESCRIPTION<br>BEGIN BALANCE         | MTD<br>RECEIPTS | FYTD<br>RECEIPTS | MTD<br>EXPENDITURES | FYTD<br>EXPENDITURES | CURRENT<br>FUND BALANCE | CURRENT<br>ENCUMBRANCE | UNENCUMBERED<br>FUND BALANCE |
|----------|--------------------------------------|-----------------|------------------|---------------------|----------------------|-------------------------|------------------------|------------------------------|
|          | 662.38                               | 0.00            | 0.00             | 0.00                | 0.00                 | 662.38                  | 0.00                   | 662.38                       |
| 200 9527 | NATIONAL HONOR SOC- DBY<br>1,410.90  | 0.00            | 6,634.05         | 2,785.00            | 4,001.96             | 4,042.99                | 1,822.04               | 2,220.95                     |
| 200 9528 | PANTHER AMBASSADORS - DBY<br>699.50  | 420.00          | 2,145.78         | 290.52              | 909.68               | 1,935.60                | 340.32                 | 1,595.28                     |
| 200 9529 | RENAISSANCE CLUB - DARBY<br>5,789.31 | 0.00            | 479.00           | 1,403.73            | 4,751.56             | 1,516.75                | 2,583.23               | -1,066.48                    |
| 200 9530 | CHINESE CLUB - DARBY/ILC<br>-1.84    | 0.00            | 520.00           | 45.64               | 507.70               | 10.46                   | 11.93                  | -1.47                        |
| 200 9532 | F.C.C.L.A. - DARBY<br>2,451.72       | 0.00            | 0.00             | 0.00                | 0.00                 | 2,451.72                | 0.00                   | 2,451.72                     |
| 200 9533 | JR STATE OF AMERICA-DBY<br>19.92     | 0.00            | 255.30           | 0.00                | 0.00                 | 275.22                  | 0.00                   | 275.22                       |
| 200 9535 | KEY CLUB - DARBY<br>558.07           | 106.00          | 5,997.66         | 412.51              | 5,114.57             | 1,441.16                | 5,028.43               | -3,587.27                    |
| 200 9537 | QUIZ TEAM - DARBY<br>411.88          | 0.00            | 20.53            | 0.00                | 0.00                 | 432.41                  | 0.00                   | 432.41                       |
| 200 9538 | SKI CLUB - DARBY<br>0.00             | 0.00            | 1,125.90         | 0.00                | 400.00               | 725.90                  | 0.00                   | 725.90                       |
| 200 9541 | LIBRARY CLUB - DARBY<br>180.00       | 0.00            | 0.00             | 0.00                | 0.00                 | 180.00                  | 0.00                   | 180.00                       |
| 200 9542 | YEARBOOK - DARBY<br>5,206.11         | 290.00          | 3,771.00         | 0.00                | 3,449.21             | 5,527.90                | 0.00                   | 5,527.90                     |
| 200 9546 | GAY STRAIGHT ALLIANCE-DBY<br>5.87    | 0.00            | 0.00             | 0.00                | 0.00                 | 5.87                    | 0.00                   | 5.87                         |
| 200 9547 | ADVANCED FITNESS - DARBY<br>0.18     | 0.00            | 0.00             | 0.00                | 0.00                 | 0.18                    | 0.00                   | 0.18                         |
| 200 9549 | PARTNERS' CLUB - DARBY<br>80.72      | 0.00            | 0.00             | 0.00                | 0.00                 | 80.72                   | 0.00                   | 80.72                        |
| 200 9551 | INTERACT CLUB - DARBY<br>5,555.05    | 0.00            | 332.00           | 326.78              | 774.60               | 5,112.45                | 224.70                 | 4,887.75                     |
| 200 9553 | SCIENCE ACTIVITY - DARBY<br>475.33   | 0.00            | 0.00             | 0.00                | 0.00                 | 475.33                  | 0.00                   | 475.33                       |
| 200 9554 | PHOTOGRAPHY CLUB - DARBY<br>2,733.61 | 439.00          | 3,636.00         | 250.38              | 3,153.98             | 3,215.63                | 2,796.02               | 419.61                       |



POWERSCHOOL LLC  
 DATE: 06/06/2018  
 TIME: 07:49:46  
 SELECTION CRITERIA: genledgr.fund<>'0049006'

HILLIARD CITY SCHOOL DISTRICT  
 OH CASH POSITION REPORT

ACCOUNTING PERIOD: 11/18

| FUND | SCC  | DESCRIPTION<br>BEGIN BALANCE      | MTD<br>RECEIPTS | FYTD<br>RECEIPTS | MTD<br>EXPENDITURES | FYTD<br>EXPENDITURES | CURRENT<br>FUND BALANCE | CURRENT<br>ENCUMBRANCE | UNENCUMBERED<br>FUND BALANCE |
|------|------|-----------------------------------|-----------------|------------------|---------------------|----------------------|-------------------------|------------------------|------------------------------|
| 200  | 9555 | DIVERSITY CLUB - DARBY<br>911.28  | 0.00            | 0.00             | 0.00                | 64.15                | 847.13                  | 1,835.85               | -988.72                      |
| 200  | 9556 | INTRAMURALS - DARBY<br>658.13     | 0.00            | 550.00           | 66.44               | 166.44               | 1,041.69                | 700.00                 | 341.69                       |
| 200  | 9565 | CLASS OF 2005 - DARBY<br>475.74   | 0.00            | 0.00             | 0.00                | 0.00                 | 475.74                  | 0.00                   | 475.74                       |
| 200  | 9567 | CLASS OF 2007 - DARBY<br>500.00   | 0.00            | 0.00             | 0.00                | 0.00                 | 500.00                  | 0.00                   | 500.00                       |
| 200  | 9568 | CLASS OF 2008 - DARBY<br>500.00   | 0.00            | 0.00             | 0.00                | 0.00                 | 500.00                  | 0.00                   | 500.00                       |
| 200  | 9569 | CLASS OF 2009 - DARBY<br>500.00   | 0.00            | 0.00             | 0.00                | 0.00                 | 500.00                  | 0.00                   | 500.00                       |
| 200  | 9570 | CLASS OF 2010 - DARBY<br>100.00   | 0.00            | 0.00             | 0.00                | 0.00                 | 100.00                  | 0.00                   | 100.00                       |
| 200  | 9572 | CLASS OF 2012 - DARBY<br>500.00   | 0.00            | 0.00             | 0.00                | 0.00                 | 500.00                  | 0.00                   | 500.00                       |
| 200  | 9573 | CLASS OF 2013 - DARBY<br>493.28   | 0.00            | 0.00             | 0.00                | 0.00                 | 493.28                  | 0.00                   | 493.28                       |
| 200  | 9574 | CLASS OF 2014 - DARBY<br>1,209.83 | 0.00            | 0.00             | 0.00                | 0.00                 | 1,209.83                | 0.00                   | 1,209.83                     |
| 200  | 9575 | CLASS OF 2015 - DARBY<br>1,322.96 | 0.00            | 0.00             | 0.00                | 0.00                 | 1,322.96                | 0.00                   | 1,322.96                     |
| 200  | 9576 | CLASS OF 2016 - DARBY<br>2,549.65 | 0.00            | 0.00             | 0.00                | 0.00                 | 2,549.65                | 0.00                   | 2,549.65                     |
| 200  | 9577 | CLASS OF 2017 - DARBY<br>3,020.97 | 0.00            | 0.00             | 0.00                | 0.00                 | 3,020.97                | 0.00                   | 3,020.97                     |
| 200  | 9578 | CLASS OF 2018 - DARBY<br>7,159.23 | 567.10          | 1,575.11         | 420.25              | 3,603.88             | 5,130.46                | 1,910.86               | 3,219.60                     |
| 200  | 9579 | CLASS OF 2019 - DARBY<br>5,304.82 | 0.00            | 27,960.43        | 2,105.14            | 27,433.28            | 5,831.97                | 230.52                 | 5,601.45                     |
| 200  | 9580 | CLASS OF 2020 - DARBY<br>298.35   | 0.00            | 4,406.50         | 0.00                | 636.76               | 4,068.09                | 3,563.24               | 504.85                       |
| 200  | 9581 | CLASS OF 2021 - DARBY<br>0.00     | 381.35          | 2,939.35         | 0.00                | 14.72                | 2,924.63                | 135.28                 | 2,789.35                     |
| 200  | 9582 | TRAVEL CLUB - HILLIARD<br>22.38   | 0.00            | 775.00           | 0.00                | 900.00               | -102.62                 | 0.00                   | -102.62                      |

POWERSCHOOL LLC  
 DATE: 06/06/2018  
 TIME: 07:49:46  
 SELECTION CRITERIA: genledgr.fund<>'0049006'

HILLIARD CITY SCHOOL DISTRICT  
 OH CASH POSITION REPORT

PAGE NUMBER: 16  
 CASHPOSNEOH

ACCOUNTING PERIOD: 11/18

| FUND SCC | DESCRIPTION<br>BEGIN BALANCE          | MTD<br>RECEIPTS | FYTD<br>RECEIPTS | MTD<br>EXPENDITURES | FYTD<br>EXPENDITURES | CURRENT<br>FUND BALANCE | CURRENT<br>ENCUMBRANCE | UNENCUMBERED<br>FUND BALANCE |
|----------|---------------------------------------|-----------------|------------------|---------------------|----------------------|-------------------------|------------------------|------------------------------|
| 200 9611 | ART CLUB - DAVIDSON<br>741.36         | 0.00            | 70.00            | 0.00                | 0.00                 | 811.36                  | 0.00                   | 811.36                       |
| 200 9612 | DRAMA CLUB - DAVIDSON<br>61,051.66    | 0.00            | 49,702.36        | 4,528.96            | 32,072.09            | 78,681.93               | 3,831.15               | 74,850.78                    |
| 200 9613 | BLUE TEAM - DAVIDSON<br>498.03        | 0.00            | 0.00             | 0.00                | 0.00                 | 498.03                  | 0.00                   | 498.03                       |
| 200 9614 | CHEMISTRY CLUB - DAVIDSON<br>2,813.81 | 0.00            | 0.00             | 0.00                | 0.00                 | 2,813.81                | 0.00                   | 2,813.81                     |
| 200 9615 | PHYSICS CLUB - DAVIDSON<br>2,760.31   | 0.00            | 4,560.00         | 3,042.00            | 4,961.92             | 2,358.39                | 4,488.00               | -2,129.61                    |
| 200 9616 | FILM FEST - DAVIDSON<br>3,076.82      | 0.00            | 1,255.75         | 0.00                | 2,507.63             | 1,824.94                | 61.60                  | 1,763.34                     |
| 200 9617 | WILDCAT NEWSPAPER - DAV<br>494.14     | 0.00            | 1,095.24         | 329.19              | 2,099.58             | -510.20                 | 700.42                 | -1,210.62                    |
| 200 9618 | BOOK CLUB - DAVIDSON<br>109.00        | 0.00            | 0.00             | 0.00                | 0.00                 | 109.00                  | 0.00                   | 109.00                       |
| 200 9619 | FRENCH CLUB - DAVIDSON<br>1,320.25    | 0.00            | 0.00             | 0.00                | 0.00                 | 1,320.25                | 250.00                 | 1,070.25                     |
| 200 9620 | FRENCH HONOR SOCIETY-DAV<br>235.23    | 0.00            | 0.00             | 0.00                | 0.00                 | 235.23                  | 0.00                   | 235.23                       |
| 200 9621 | GERMAN CLUB - DAVIDSON<br>506.35      | 0.00            | 173.00           | 0.00                | 483.93               | 195.42                  | 270.07                 | -74.65                       |
| 200 9622 | SPANISH CLUB - DAVIDSON<br>172.22     | 402.00          | 632.00           | 441.99              | 501.67               | 302.55                  | 306.00                 | -3.45                        |
| 200 9624 | TECH CREW - DAVIDSON<br>308.38        | 0.00            | 0.00             | 0.00                | 0.00                 | 308.38                  | 0.00                   | 308.38                       |
| 200 9625 | NATIONAL HONOR SOC - DAV<br>3,647.21  | 0.00            | 2,360.00         | 735.00              | 1,813.59             | 4,193.62                | 1,625.70               | 2,567.92                     |
| 200 9626 | RENAISSANCE CLUB - DAV<br>23,188.94   | 0.00            | 4,990.07         | 0.00                | 3,597.14             | 24,581.87               | 4,857.00               | 19,724.87                    |
| 200 9627 | CHESS CLUB - DAVIDSON<br>41.93        | 0.00            | 0.00             | 0.00                | 0.00                 | 41.93                   | 0.00                   | 41.93                        |
| 200 9628 | F.C.C.L.A. - DAVIDSON<br>1,735.85     | 0.00            | 0.00             | 0.00                | 0.00                 | 1,735.85                | 0.00                   | 1,735.85                     |
| 200 9629 | A.F.S. - DAVIDSON                     |                 |                  |                     |                      |                         |                        |                              |

POWERSCHOOL LLC  
 DATE: 06/06/2018  
 TIME: 07:49:46  
 SELECTION CRITERIA: genledgr.fund<>'0049006'

HILLIARD CITY SCHOOL DISTRICT  
 OH CASH POSITION REPORT

PAGE NUMBER: 17  
 CASHPOSNEOH

ACCOUNTING PERIOD: 11/18

| FUND SCC | DESCRIPTION<br>BEGIN BALANCE        | MTD<br>RECEIPTS | FYTD<br>RECEIPTS | MTD<br>EXPENDITURES | FYTD<br>EXPENDITURES | CURRENT<br>FUND BALANCE | CURRENT<br>ENCUMBRANCE | UNENCUMBERED<br>FUND BALANCE |
|----------|-------------------------------------|-----------------|------------------|---------------------|----------------------|-------------------------|------------------------|------------------------------|
|          | 15.65                               | 0.00            | 0.00             | 0.00                | 0.00                 | 15.65                   | 0.00                   | 15.65                        |
| 200 9630 | CULINARY ART CLUB - DAV<br>274.26   | 0.00            | 0.00             | 0.00                | 0.00                 | 274.26                  | 0.00                   | 274.26                       |
| 200 9632 | KEY CLUB - DAVIDSON<br>6,881.61     | 0.00            | 12,165.61        | 12.99               | 6,350.28             | 12,696.94               | 2,461.81               | 10,235.13                    |
| 200 9633 | FUTURE MED CAREERS - DAV<br>431.80  | 0.00            | 0.00             | 0.00                | 0.00                 | 431.80                  | 0.00                   | 431.80                       |
| 200 9634 | PRE-ENGINEERING - DAV<br>4,806.01   | 0.00            | 0.00             | 0.00                | 0.00                 | 4,806.01                | 0.00                   | 4,806.01                     |
| 200 9635 | CBI - DAVIDSON<br>3,459.88          | 0.00            | 0.00             | 0.00                | 0.00                 | 3,459.88                | 1,079.00               | 2,380.88                     |
| 200 9636 | LEADERSHIP CLUB - DAV<br>987.06     | 0.00            | 0.00             | 0.00                | 0.00                 | 987.06                  | 0.00                   | 987.06                       |
| 200 9637 | SKI CLUB - DAVIDSON<br>2,983.06     | 0.00            | 10,906.92        | 0.00                | 8,976.00             | 4,913.98                | 0.00                   | 4,913.98                     |
| 200 9638 | INTRAMURALS - DAV<br>0.00           | 0.00            | 80.00            | 0.00                | 0.00                 | 80.00                   | 0.00                   | 80.00                        |
| 200 9639 | STUDENT COUNCIL - DAV<br>38,430.22  | 0.00            | 19,045.06        | 132.15              | 9,666.05             | 47,809.23               | 8,834.97               | 38,974.26                    |
| 200 9640 | CULTURAL AWARENESS - DAV<br>922.57  | 85.00           | 275.00           | 45.00               | 221.00               | 976.57                  | 579.00                 | 397.57                       |
| 200 9641 | ENVIRONMENTAL AWARE - DAV<br>615.91 | 0.00            | 0.00             | 0.00                | 0.00                 | 615.91                  | 0.00                   | 615.91                       |
| 200 9642 | F.C.A. - DAVIDSON<br>49.55          | 0.00            | 0.00             | 0.00                | 0.00                 | 49.55                   | 0.00                   | 49.55                        |
| 200 9643 | FOCUS - DAVIDSON<br>2,541.63        | 0.00            | 400.00           | 0.00                | 573.77               | 2,367.86                | 326.23                 | 2,041.63                     |
| 200 9644 | YOUTH TO YOUTH - DAVIDSON<br>566.60 | 0.00            | 0.00             | 0.00                | 0.00                 | 566.60                  | 0.00                   | 566.60                       |
| 200 9645 | CODING CLUB - DAVIDSON<br>105.00    | 0.00            | 315.00           | 0.00                | 0.00                 | 420.00                  | 0.00                   | 420.00                       |
| 200 9646 | GAY STRAIGHT ALLIANCE-DAV<br>120.00 | 0.00            | 0.00             | 0.00                | 0.00                 | 120.00                  | 0.00                   | 120.00                       |
| 200 9647 | YEARBOOK - DAVIDSON<br>33,013.68    | 0.00            | 4,671.00         | 0.00                | 3,737.64             | 33,947.04               | 948.54                 | 32,998.50                    |

POWERSCHOOL LLC  
 DATE: 06/06/2018  
 TIME: 07:49:46  
 SELECTION CRITERIA: genledgr.fund<>'0049006'

HILLIARD CITY SCHOOL DISTRICT  
 OH CASH POSITION REPORT

ACCOUNTING PERIOD: 11/18

| FUND | SCC  | DESCRIPTION<br>BEGIN BALANCE          | MTD<br>RECEIPTS | FYTD<br>RECEIPTS | MTD<br>EXPENDITURES | FYTD<br>EXPENDITURES | CURRENT<br>FUND BALANCE | CURRENT<br>ENCUMBRANCE | UNENCUMBERED<br>FUND BALANCE |
|------|------|---------------------------------------|-----------------|------------------|---------------------|----------------------|-------------------------|------------------------|------------------------------|
| 200  | 9648 | FUTURE EDUCATORS-DAV<br>123.32        | 0.00            | 0.00             | 0.00                | 0.00                 | 123.32                  | 0.00                   | 123.32                       |
| 200  | 9649 | F.H.A. - DAVIDSON<br>397.00           | 0.00            | 0.00             | 0.00                | 0.00                 | 397.00                  | 0.00                   | 397.00                       |
| 200  | 9650 | MENTORING FOR PEACE-DAV<br>46.00      | 0.00            | 0.00             | 0.00                | 0.00                 | 46.00                   | 0.00                   | 46.00                        |
| 200  | 9651 | LAS GATITAS - DAVIDSON<br>299.40      | 0.00            | 0.00             | 0.00                | 0.00                 | 299.40                  | 150.00                 | 149.40                       |
| 200  | 9652 | TRAVEL CLUB - DAVIDSON<br>34.70       | 0.00            | 0.00             | 0.00                | 0.00                 | 34.70                   | 0.00                   | 34.70                        |
| 200  | 9653 | GO GREEN TEAM - DAVIDSON<br>0.15      | 0.00            | 0.00             | 0.00                | 0.00                 | 0.15                    | 0.00                   | 0.15                         |
| 200  | 9654 | CATS TEAM - DAVIDSON<br>59.03         | 0.00            | 0.00             | 0.00                | 0.00                 | 59.03                   | 0.00                   | 59.03                        |
| 200  | 9655 | LIFE SKILLS - DAVIDSON<br>3,360.07    | 0.00            | 619.50           | 204.18              | 474.68               | 3,504.89                | 425.32                 | 3,079.57                     |
| 200  | 9656 | INTERACT CLUB - DAVIDSON<br>4,450.78  | 0.00            | 2,276.89         | 94.82               | 1,145.34             | 5,582.33                | 1,890.75               | 3,691.58                     |
| 200  | 9657 | GERMAN AMERICAN PARTN-DAV<br>410.40   | 0.00            | 0.00             | 0.00                | 0.00                 | 410.40                  | 0.00                   | 410.40                       |
| 200  | 9658 | BROADWAY SERIES - DAV<br>54.48        | 0.00            | 5,420.00         | 0.00                | 5,274.25             | 200.23                  | 0.00                   | 200.23                       |
| 200  | 9659 | NEW STUDENT MENTORS - DAV<br>2,184.35 | 0.00            | 968.00           | 0.00                | 1,323.00             | 1,829.35                | 2,009.96               | -180.61                      |
| 200  | 9660 | CLASS OF 2000 - DAVIDSON<br>467.42    | 0.00            | 0.00             | 0.00                | 467.42               | 0.00                    | 0.00                   | 0.00                         |
| 200  | 9661 | CLASS OF 2021 - DAVIDSON<br>0.00      | 0.00            | 4,498.41         | 0.00                | 2,172.49             | 2,325.92                | 565.31                 | 1,760.61                     |
| 200  | 9663 | CLASS OF 2003 - DAVIDSON<br>9.77      | 0.00            | 0.00             | 0.00                | 9.77                 | 0.00                    | 0.00                   | 0.00                         |
| 200  | 9665 | CLASS OF 2005 - DAVIDSON<br>500.00    | 0.00            | 0.00             | 0.00                | 500.00               | 0.00                    | 0.00                   | 0.00                         |
| 200  | 9666 | CLASS OF 2006 - DAVIDSON<br>500.00    | 0.00            | 0.00             | 0.00                | 500.00               | 0.00                    | 0.00                   | 0.00                         |
| 200  | 9667 | CLASS OF 2007 - DAVIDSON<br>500.00    | 0.00            | 0.00             | 0.00                | 500.00               | 0.00                    | 0.00                   | 0.00                         |

POWERSCHOOL LLC  
 DATE: 06/06/2018  
 TIME: 07:49:46  
 SELECTION CRITERIA: genledgr.fund<>'0049006'

HILLIARD CITY SCHOOL DISTRICT  
 OH CASH POSITION REPORT

PAGE NUMBER: 19  
 CASHPOSNEOH

ACCOUNTING PERIOD: 11/18

| FUND | SCC  | DESCRIPTION<br>BEGIN BALANCE         | MTD<br>RECEIPTS | FYTD<br>RECEIPTS | MTD<br>EXPENDITURES | FYTD<br>EXPENDITURES | CURRENT<br>FUND BALANCE | CURRENT<br>ENCUMBRANCE | UNENCUMBERED<br>FUND BALANCE |
|------|------|--------------------------------------|-----------------|------------------|---------------------|----------------------|-------------------------|------------------------|------------------------------|
| 200  | 9668 | CLASS OF 2008 - DAVIDSON<br>500.00   | 0.00            | 0.00             | 0.00                | 500.00               | 0.00                    | 0.00                   | 0.00                         |
| 200  | 9669 | CLASS OF 2009 - DAVIDSON<br>500.00   | 0.00            | 0.00             | 0.00                | 0.00                 | 500.00                  | 0.00                   | 500.00                       |
| 200  | 9670 | CLASS OF 2010 - DAVIDSON<br>207.24   | 0.00            | 0.00             | 0.00                | 0.00                 | 207.24                  | 0.00                   | 207.24                       |
| 200  | 9671 | CLASS OF 2011 - DAVIDSON<br>348.08   | 0.00            | 0.00             | 0.00                | 0.00                 | 348.08                  | 0.00                   | 348.08                       |
| 200  | 9672 | CLASS OF 2012 - DAVIDSON<br>581.81   | 0.00            | 0.00             | 0.00                | 0.00                 | 581.81                  | 0.00                   | 581.81                       |
| 200  | 9673 | CLASS OF 2013 - DAVIDSON<br>575.76   | 0.00            | 0.00             | 0.00                | 0.00                 | 575.76                  | 0.00                   | 575.76                       |
| 200  | 9674 | CLASS OF 2014 - DAVIDSON<br>631.22   | 0.00            | 0.00             | 0.00                | 0.00                 | 631.22                  | 0.00                   | 631.22                       |
| 200  | 9675 | CLASS OF 2015 - DAVIDSON<br>1,656.78 | 0.00            | 0.00             | 0.00                | 0.00                 | 1,656.78                | 0.00                   | 1,656.78                     |
| 200  | 9676 | CLASS OF 2016 - DAVIDSON<br>333.58   | 0.00            | 0.00             | 0.00                | 0.00                 | 333.58                  | 0.00                   | 333.58                       |
| 200  | 9677 | CLASS OF 2017 - DAVIDSON<br>753.51   | 0.00            | 0.00             | 0.00                | 0.00                 | 753.51                  | 0.00                   | 753.51                       |
| 200  | 9678 | CLASS OF 2018 - DAVIDSON<br>1,411.13 | 0.00            | 2,622.19         | 0.00                | 200.00               | 3,833.32                | 3,688.13               | 145.19                       |
| 200  | 9679 | CLASS OF 2019 - DAVIDSON<br>5,066.14 | 0.00            | 40,479.51        | 6,902.75            | 23,583.56            | 21,962.09               | 2,238.69               | 19,723.40                    |
| 200  | 9680 | CLASS OF 2020 - DAVIDSON<br>2,099.34 | 0.00            | 4,498.09         | 0.00                | 1,325.00             | 5,272.43                | 350.00                 | 4,922.43                     |
| 200  | 9681 | MODEL UN CLUB - DAVIDSON<br>280.00   | 0.00            | 1,213.00         | 0.00                | 926.88               | 566.12                  | 57.24                  | 508.88                       |
| 200  | 9682 | TAKE A STAND - DAV<br>0.00           | 0.00            | 917.85           | 0.00                | 300.00               | 617.85                  | 0.00                   | 617.85                       |
| 200  | 9684 | GENDER EQUALITY - DAV<br>0.00        | 0.00            | 82.55            | 0.00                | 0.00                 | 82.55                   | 0.00                   | 82.55                        |
| 200  | 9711 | ART CLUB - BRADLEY<br>555.92         | 131.89          | 224.89           | 0.00                | 58.80                | 722.01                  | 0.00                   | 722.01                       |
| 200  | 9713 | DRAMA CLUB - BRADLEY                 |                 |                  |                     |                      |                         |                        |                              |

POWERSCHOOL LLC  
 DATE: 06/06/2018  
 TIME: 07:49:46  
 SELECTION CRITERIA: genledgr.fund<>'0049006'

HILLIARD CITY SCHOOL DISTRICT  
 OH CASH POSITION REPORT

PAGE NUMBER: 20  
 CASHPOSNEOH

ACCOUNTING PERIOD: 11/18

| FUND SCC | DESCRIPTION<br>BEGIN BALANCE         | MTD<br>RECEIPTS | FYTD<br>RECEIPTS | MTD<br>EXPENDITURES | FYTD<br>EXPENDITURES | CURRENT<br>FUND BALANCE | CURRENT<br>ENCUMBRANCE | UNENCUMBERED<br>FUND BALANCE |
|----------|--------------------------------------|-----------------|------------------|---------------------|----------------------|-------------------------|------------------------|------------------------------|
|          | 36,085.10                            | 23,365.28       | 32,839.59        | 4,271.66            | 21,641.55            | 47,283.14               | 1,978.58               | 45,304.56                    |
| 200 9714 | BEST BUDDIES CLUB - HBR<br>3,950.10  | 0.00            | 0.00             | 0.00                | 0.00                 | 3,950.10                | 242.75                 | 3,707.35                     |
| 200 9716 | REPORTER NEWSPAPER - HBR<br>499.32   | 105.00          | 210.00           | 107.00              | 371.00               | 338.32                  | 0.00                   | 338.32                       |
| 200 9717 | FUTURE ENGINEERS - HBR<br>1,266.40   | 0.00            | 750.00           | 271.35              | 1,186.49             | 829.91                  | 148.65                 | 681.26                       |
| 200 9718 | FUTURE BUSINESS LEAD-HBR<br>6,983.29 | 0.00            | 265.00           | 117.00              | 1,392.96             | 5,855.33                | 720.00                 | 5,135.33                     |
| 200 9719 | JAGS OF CLAY - BRADLEY<br>1,174.50   | 0.00            | 364.00           | 0.00                | 532.00               | 1,006.50                | 0.00                   | 1,006.50                     |
| 200 9720 | FRENCH CLUB - BRADLEY<br>0.59        | 0.00            | 0.00             | 0.00                | 0.00                 | 0.59                    | 0.00                   | 0.59                         |
| 200 9721 | GERMAN CLUB - BRADLEY<br>490.71      | 0.00            | 65.00            | 99.74               | 134.98               | 420.73                  | 40.00                  | 380.73                       |
| 200 9722 | SPANISH CLUB - BRADLEY<br>141.70     | 0.00            | 0.00             | 0.00                | 0.00                 | 141.70                  | 0.00                   | 141.70                       |
| 200 9723 | CHOIR - BRADLEY<br>0.21              | 0.00            | 0.00             | 0.00                | 0.00                 | 0.21                    | 0.00                   | 0.21                         |
| 200 9724 | WORK STUDY COPY CNTR-HBR<br>2.09     | 0.00            | 0.00             | 0.00                | 0.00                 | 2.09                    | 0.00                   | 2.09                         |
| 200 9725 | SCIENCE CLUB - BRADLEY<br>506.65     | 0.00            | 0.00             | 54.07               | 54.07                | 452.58                  | 0.00                   | 452.58                       |
| 200 9726 | WORK STUDY CLUB HIGH SCH<br>531.38   | 0.00            | 0.00             | 0.00                | 0.00                 | 531.38                  | 180.00                 | 351.38                       |
| 200 9727 | NATIONAL HONOR SOCIET-HBR<br>611.45  | 22.00           | 1,073.50         | 0.00                | 1,138.59             | 546.36                  | 385.00                 | 161.36                       |
| 200 9728 | JAGUAR AMBASSADORS - HBR<br>1,053.04 | 0.00            | 4,816.14         | 0.00                | 3,153.98             | 2,715.20                | 0.00                   | 2,715.20                     |
| 200 9729 | RENAISSANCE CLUB - HBR<br>201.00     | 0.00            | 0.00             | 0.00                | 99.90                | 101.10                  | 20.10                  | 81.00                        |
| 200 9732 | HILL ANTI DISTRACTDRV-HBR<br>198.53  | 0.00            | 0.00             | 0.00                | 0.00                 | 198.53                  | 0.00                   | 198.53                       |
| 200 9733 | MATH CLUB - BRADLEY<br>0.50          | 0.00            | 60.00            | 0.00                | 100.00               | -39.50                  | 0.00                   | -39.50                       |

POWERSCHOOL LLC  
 DATE: 06/06/2018  
 TIME: 07:49:46  
 SELECTION CRITERIA: genledgr.fund<>'0049006'

HILLIARD CITY SCHOOL DISTRICT  
 OH CASH POSITION REPORT

PAGE NUMBER: 21  
 CASHPOSNEOH

ACCOUNTING PERIOD: 11/18

| FUND | SCC  | DESCRIPTION<br>BEGIN BALANCE         | MTD<br>RECEIPTS | FYTD<br>RECEIPTS | MTD<br>EXPENDITURES | FYTD<br>EXPENDITURES | CURRENT<br>FUND BALANCE | CURRENT<br>ENCUMBRANCE | UNENCUMBERED<br>FUND BALANCE |
|------|------|--------------------------------------|-----------------|------------------|---------------------|----------------------|-------------------------|------------------------|------------------------------|
| 200  | 9734 | KEY CLUB - BRADLEY<br>0.00           | 340.00          | 1,165.00         | 0.00                | 0.00                 | 1,165.00                | 0.00                   | 1,165.00                     |
| 200  | 9736 | SPIRIT CLUB - BRADLEY<br>90.00       | 0.00            | 0.00             | 0.00                | 0.00                 | 90.00                   | 0.00                   | 90.00                        |
| 200  | 9737 | SKI CLUB - BRADLEY<br>5,034.56       | 0.00            | 4,028.11         | 0.00                | 5,565.00             | 3,497.67                | 650.00                 | 2,847.67                     |
| 200  | 9738 | INTRAMURALS - BRADLEY<br>25.00       | 0.00            | 0.00             | 0.00                | 0.00                 | 25.00                   | 0.00                   | 25.00                        |
| 200  | 9740 | DIVERSITY/MODEL UN - HBR<br>546.88   | 1,702.50        | 1,702.50         | 0.00                | 0.00                 | 2,249.38                | 0.00                   | 2,249.38                     |
| 200  | 9741 | LIBRARY ADVISORY BRD-HBR<br>2,201.70 | 0.00            | 0.00             | 77.67               | 77.67                | 2,124.03                | 0.00                   | 2,124.03                     |
| 200  | 9742 | YEARBOOK - BRADLEY<br>15,193.61      | 1,470.00        | 13,014.70        | 0.00                | 10,683.03            | 17,525.28               | 0.00                   | 17,525.28                    |
| 200  | 9744 | YOUTH COUNCIL - BRADLEY<br>1,479.65  | 0.00            | 1,794.29         | 0.00                | 2,935.23             | 338.71                  | 42.25                  | 296.46                       |
| 200  | 9746 | GAY STRAIGHT ALLIANCE-HBR<br>197.88  | 0.00            | 0.00             | 0.00                | 0.00                 | 197.88                  | 0.00                   | 197.88                       |
| 200  | 9748 | FUTURE EDUCATORS - HBR<br>20.00      | 0.00            | 0.00             | 0.00                | 0.00                 | 20.00                   | 0.00                   | 20.00                        |
| 200  | 9751 | INTERACT CLUB - BRADLEY<br>6,231.68  | 12.54           | 1,918.65         | 0.00                | 925.71               | 7,224.62                | 239.29                 | 6,985.33                     |
| 200  | 9755 | LIFE SKILLS - BRADLEY<br>474.78      | 361.00          | 1,062.00         | 0.00                | 288.45               | 1,248.33                | 266.55                 | 981.78                       |
| 200  | 9772 | CLASS OF 2012 - BRADLEY<br>500.00    | 0.00            | 0.00             | 0.00                | 503.10               | -3.10                   | 0.00                   | -3.10                        |
| 200  | 9773 | CLASS OF 2013 - BRADLEY<br>500.00    | 0.00            | 0.00             | 0.00                | 0.00                 | 500.00                  | 0.00                   | 500.00                       |
| 200  | 9774 | CLASS OF 2014 - BRADLEY<br>500.00    | 0.00            | 0.00             | 0.00                | 0.00                 | 500.00                  | 0.00                   | 500.00                       |
| 200  | 9775 | CLASS OF 2015 - BRADLEY<br>500.00    | 0.00            | 0.00             | 0.00                | 0.00                 | 500.00                  | 0.00                   | 500.00                       |
| 200  | 9776 | CLASS OF 2016 - BRADLEY<br>500.00    | 0.00            | 0.00             | 0.00                | 0.00                 | 500.00                  | 0.00                   | 500.00                       |
| 200  | 9777 | CLASS OF 2017 - BRADLEY<br>7,338.26  | 0.00            | 0.00             | 0.00                | 6,838.26             | 500.00                  | 0.00                   | 500.00                       |

POWERSCHOOL LLC  
 DATE: 06/06/2018  
 TIME: 07:49:46  
 SELECTION CRITERIA: genledgr.fund<>'0049006'

HILLIARD CITY SCHOOL DISTRICT  
 OH CASH POSITION REPORT

PAGE NUMBER: 22  
 CASHPOSNEOH

ACCOUNTING PERIOD: 11/18

| FUND                | SCC  | DESCRIPTION                           | MTD RECEIPTS | FYTD RECEIPTS | MTD EXPENDITURES | FYTD EXPENDITURES | CURRENT FUND BALANCE | CURRENT ENCUMBRANCE | UNENCUMBERED FUND BALANCE |
|---------------------|------|---------------------------------------|--------------|---------------|------------------|-------------------|----------------------|---------------------|---------------------------|
| 200                 | 9778 | CLASS OF 2018 - BRADLEY<br>9,887.22   | 0.00         | 7,531.45      | 1,392.18         | 2,679.42          | 14,739.25            | 11,347.53           | 3,391.72                  |
| 200                 | 9779 | CLASS OF 2019 - BRADLEY<br>6,119.70   | 0.00         | 17,483.19     | 1,486.52         | 12,645.77         | 10,957.12            | 559.73              | 10,397.39                 |
| 200                 | 9780 | CLASS OF 2020 - BRADLEY<br>0.00       | 0.00         | 10,379.11     | 0.00             | 5,332.83          | 5,046.28             | 288.14              | 4,758.14                  |
| 200                 | 9930 | FILM FEST - ILC<br>250.00             | 0.00         | 0.00          | 0.00             | 0.00              | 250.00               | 0.00                | 250.00                    |
| 200                 | 9934 | CBI - ILC<br>906.81                   | 0.00         | 0.00          | 0.00             | 0.00              | 906.81               | 0.00                | 906.81                    |
| 200                 | 9935 | INC - ILC<br>51.50                    | 0.00         | 0.00          | 0.00             | 0.00              | 51.50                | 0.00                | 51.50                     |
| 200                 | 9936 | DISCOVER - ILC<br>296.00              | 0.00         | 0.00          | 0.00             | 0.00              | 296.00               | 0.00                | 296.00                    |
| 200                 | 9937 | EDU - ILC<br>327.00                   | 0.00         | 0.00          | 0.00             | 0.00              | 327.00               | 0.00                | 327.00                    |
| TOTAL FOR Fund 200: |      | 468,694.23                            | 37,287.37    | 400,698.56    | 37,206.46        | 308,558.29        | 560,834.50           | 100,441.45          | 460,393.05                |
| 300                 | 9001 | EXTENDED PROJECTS - GFTD<br>2,386.25  | 0.00         | 0.00          | 0.00             | 0.00              | 2,386.25             | 0.00                | 2,386.25                  |
| 300                 | 9002 | HILLIARD STUDENT ADVISORS<br>100.19   | 0.00         | 0.00          | 0.00             | 0.00              | 100.19               | 0.00                | 100.19                    |
| 300                 | 9003 | COLUMBUS ST ACADEMIC PART<br>8,344.46 | 757.01       | 2,042.94      | 0.00             | 0.00              | 10,387.40            | 0.00                | 10,387.40                 |
| 300                 | 9200 | ATHLETICS - HERITAGE<br>69,528.61     | 5,732.00     | 41,536.00     | 20.00            | 19,490.88         | 91,573.73            | 10,210.32           | 81,363.41                 |
| 300                 | 9202 | WELLNESS PROGRAM - HMS<br>689.31      | 0.00         | 841.00        | 0.00             | 951.22            | 579.09               | 530.00              | 49.09                     |
| 300                 | 9300 | ATHLETICS - MEMORIAL<br>40,974.11     | 4,153.00     | 39,791.10     | 392.24           | 18,363.08         | 62,402.13            | 1,035.00            | 61,367.13                 |
| 300                 | 9400 | ATHLETICS - WEAVER<br>53,353.18       | 2,453.00     | 44,306.00     | 1,637.40         | 23,136.89         | 74,522.29            | 1,901.87            | 72,620.42                 |
| 300                 | 9503 | KENYON PARTNERSHIP-DARBY<br>100.00    | 0.00         | 0.00          | 0.00             | 0.00              | 100.00               | 0.00                | 100.00                    |



POWERSCHOOL LLC  
 DATE: 06/06/2018  
 TIME: 07:49:46  
 SELECTION CRITERIA: genledgr.fund<>'0049006'

HILLIARD CITY SCHOOL DISTRICT  
 OH CASH POSITION REPORT

PAGE NUMBER: 23  
 CASHPOSNEOH

ACCOUNTING PERIOD: 11/18

| FUND | SCC  | DESCRIPTION<br>BEGIN BALANCE          | MTD<br>RECEIPTS | FYTD<br>RECEIPTS | MTD<br>EXPENDITURES | FYTD<br>EXPENDITURES | CURRENT<br>FUND BALANCE | CURRENT<br>ENCUMBRANCE | UNENCUMBERED<br>FUND BALANCE |
|------|------|---------------------------------------|-----------------|------------------|---------------------|----------------------|-------------------------|------------------------|------------------------------|
| 300  | 9509 | DARBY HS ATHLETICS<br>264,601.38      | 18,419.00       | 272,864.69       | 32,103.44           | 189,137.35           | 348,328.72              | 36,817.33              | 311,511.39                   |
| 300  | 9510 | DARBY ATHLETICS OTH TOURN<br>1,477.47 | 3,497.00        | 26,684.00        | 0.00                | 24,534.94            | 3,626.53                | 800.00                 | 2,826.53                     |
| 300  | 9603 | KENYON PARTNERSHIP - DAV<br>300.00    | 0.00            | 0.00             | 0.00                | 0.00                 | 300.00                  | 0.00                   | 300.00                       |
| 300  | 9609 | DAVIDSON HS ATHLETICS<br>82,062.03    | 15,064.02       | 193,699.40       | 13,175.07           | 148,251.96           | 127,509.47              | 12,581.90              | 114,927.57                   |
| 300  | 9610 | DAVIDSON HS ATHLETICS OTH<br>-1.34    | 43.00           | 3,400.00         | 1,799.50            | 6,326.28             | -2,927.62               | 0.00                   | -2,927.62                    |
| 300  | 9611 | BASEBALL - DAVIDSON<br>1,541.93       | 0.00            | 4,600.00         | 971.00              | 3,774.58             | 2,367.35                | 751.42                 | 1,615.93                     |
| 300  | 9612 | BOYS' BASKETBALL - DAV<br>50.70       | 0.00            | 0.00             | 0.00                | 0.00                 | 50.70                   | 0.00                   | 50.70                        |
| 300  | 9613 | BOYS' SOCCER - DAVIDSON<br>15,944.93  | 4,800.00        | 17,136.91        | 59.95               | 17,548.60            | 15,533.24               | 40.05                  | 15,493.19                    |
| 300  | 9615 | BOYS' VOLLEYBALL - DAV<br>5,266.64    | 747.75          | 931.69           | 235.53              | 1,459.53             | 4,738.80                | 0.00                   | 4,738.80                     |
| 300  | 9616 | GIRLS BASKETBALL - DAV<br>1,066.94    | 0.00            | 0.00             | 26.50               | 26.50                | 1,040.44                | 0.00                   | 1,040.44                     |
| 300  | 9626 | BOYS' TENNIS - DAVIDSON<br>5,899.02   | 2,525.19        | 2,525.19         | 2,616.50            | 2,715.50             | 5,708.71                | 244.00                 | 5,464.71                     |
| 300  | 9627 | BOYS' TRACK - DAVIDSON<br>6,437.34    | 545.00          | 5,231.00         | 1,632.00            | 2,743.62             | 8,924.72                | 931.00                 | 7,993.72                     |
| 300  | 9628 | WRESTLING - DAVIDSON<br>15,543.01     | 0.00            | 0.00             | 59.50               | 13,438.65            | 2,104.36                | 181.95                 | 1,922.41                     |
| 300  | 9629 | WEIGHTLIFTING - DAVIDSON<br>38.45     | 0.00            | 0.00             | 0.00                | 0.00                 | 38.45                   | 0.00                   | 38.45                        |
| 300  | 9635 | GIRLS' VOLLEYBALL - DAV<br>9,014.45   | 0.00            | 0.00             | 0.00                | 1,969.80             | 7,044.65                | 0.00                   | 7,044.65                     |
| 300  | 9638 | INTRAMURALS - DAVIDSON<br>826.35      | 0.00            | 1,600.00         | 0.00                | 1,616.05             | 810.30                  | 0.00                   | 810.30                       |
| 300  | 9639 | GIRLS' LACROSSE - DAV<br>628.69       | 0.00            | 0.00             | 0.00                | 51.96                | 576.73                  | 0.00                   | 576.73                       |
| 300  | 9646 | GIRLS' TENNIS - DAVIDSON              |                 |                  |                     |                      |                         |                        |                              |

HILLIARD CITY SCHOOL DISTRICT  
 OH CASH POSITION REPORT

ACCOUNTING PERIOD: 11/18

| FUND SCC  | DESCRIPTION<br>BEGIN BALANCE          | MTD<br>RECEIPTS | FYTD<br>RECEIPTS | MTD<br>EXPENDITURES | FYTD<br>EXPENDITURES | CURRENT<br>FUND BALANCE | CURRENT<br>ENCUMBRANCE | UNENCUMBERED<br>FUND BALANCE |
|-----------|---------------------------------------|-----------------|------------------|---------------------|----------------------|-------------------------|------------------------|------------------------------|
|           | 2,207.45                              | 0.00            | 1,392.95         | 0.00                | 2,534.37             | 1,066.03                | 0.00                   | 1,066.03                     |
| 300 9647  | GIRLS' TRACK - DAVIDSON<br>11,795.34  | 275.00          | 2,610.00         | 3,258.11            | 3,411.84             | 10,993.50               | 1,642.17               | 9,351.33                     |
| 300 9653  | CHEERLEADING - DAVIDSON<br>411.27     | 0.00            | 0.00             | 0.00                | 0.00                 | 411.27                  | 0.00                   | 411.27                       |
| 300 9654  | BOYS GOLF - DAVIDSON<br>822.70        | 0.00            | 0.00             | 0.00                | 356.00               | 466.70                  | 44.00                  | 422.70                       |
| 300 9655  | GIRLS GOLF - DAVIDSON<br>879.48       | 0.00            | 0.00             | 0.00                | 316.20               | 563.28                  | 0.00                   | 563.28                       |
| 300 9656  | GIRLS CROSS COUNTRY - DAV<br>1,566.86 | 0.00            | 6,746.35         | 848.15              | 6,789.36             | 1,523.85                | 168.64                 | 1,355.21                     |
| 300 9658  | SWIMMING - DAVIDSON<br>2,513.54       | 306.00          | 1,986.00         | 66.00               | 1,366.70             | 3,132.84                | 306.00                 | 2,826.84                     |
| 300 9703  | KENYON PARTNERSHIP - BRD<br>300.00    | 0.00            | 0.00             | 0.00                | 0.00                 | 300.00                  | 0.00                   | 300.00                       |
| 300 9709  | ATHLETICS - BRADLEY<br>169,983.51     | 5,755.00        | 181,875.37       | 7,744.95            | 145,558.18           | 206,300.70              | 31,615.16              | 174,685.54                   |
| 300 9710  | BRD ATHLETICS OTH TOURN<br>-9.69      | 0.00            | 0.00             | 0.00                | 0.16                 | -9.85                   | 0.00                   | -9.85                        |
|           | -----                                 | -----           | -----            | -----               | -----                | -----                   | -----                  | -----                        |
| TOTAL FOR | Fund 300:<br>776,644.56               | 65,071.97       | 851,800.59       | 66,645.84           | 635,870.20           | 992,574.95              | 99,800.81              | 892,774.14                   |
| 401 9717  | AUX ST BRENDAN FY17<br>51,170.12      | 0.00            | 0.00             | 0.00                | 51,170.12            | 0.00                    | 0.00                   | 0.00                         |
| 401 9718  | AUX ST. BRENDAN FY18<br>0.00          | 451.48          | 409,840.53       | 26,456.40           | 282,542.07           | 127,298.46              | 61,257.19              | 66,041.27                    |
| 401 9816  | AUX SUNRISE ACADEMY FY16<br>699.93    | 0.00            | 0.00             | 0.00                | 699.93               | 0.00                    | 0.00                   | 0.00                         |
| 401 9817  | AUX-SUNRISE ACADEMY FY17<br>81,175.04 | 0.00            | 0.00             | 0.00                | 81,175.04            | 0.00                    | 0.00                   | 0.00                         |
| 401 9818  | AUX-SUNRISE ACADEMY FY18<br>0.00      | 460.20          | 295,852.12       | 28,455.43           | 159,432.49           | 136,419.63              | 111,463.68             | 24,955.95                    |
| 401 9917  | AUX-DUBLIN PREP FY17<br>12,359.27     | 0.00            | 0.00             | 0.00                | 12,359.27            | 0.00                    | 0.00                   | 0.00                         |
| 401 9918  | AUX DUB PREP FY18                     |                 |                  |                     |                      |                         |                        |                              |



POWERSCHOOL LLC  
 DATE: 06/06/2018  
 TIME: 07:49:46  
 SELECTION CRITERIA: genledgr.fund<>'0049006'

HILLIARD CITY SCHOOL DISTRICT  
 OH CASH POSITION REPORT

PAGE NUMBER: 26  
 CASHPOSNEOH

ACCOUNTING PERIOD: 11/18

| FUND SCC            | DESCRIPTION<br>BEGIN BALANCE         | MTD<br>RECEIPTS | FYTD<br>RECEIPTS | MTD<br>EXPENDITURES | FYTD<br>EXPENDITURES | CURRENT<br>FUND BALANCE | CURRENT<br>ENCUMBRANCE | UNENCUMBERED<br>FUND BALANCE |
|---------------------|--------------------------------------|-----------------|------------------|---------------------|----------------------|-------------------------|------------------------|------------------------------|
|                     | -2,086.56                            | 217,195.47      | 1,384,765.91     | 164,866.73          | 1,455,137.58         | -72,458.23              | 32,876.18              | -105,334.41                  |
| 587 9017            | PRE - K SPEC ED - FY17<br>2.08       | 0.00            | 4,681.86         | 0.00                | 4,683.94             | 0.00                    | 0.00                   | 0.00                         |
| 587 9018            | PRE - K SPEC ED - FY18<br>0.00       | 8,222.22        | 45,943.44        | 5,492.46            | 48,692.02            | -2,748.58               | 1.00                   | -2,749.58                    |
| -----               |                                      |                 |                  |                     |                      |                         |                        |                              |
| TOTAL FOR Fund 587: | 2.08                                 | 8,222.22        | 50,625.30        | 5,492.46            | 53,375.96            | -2,748.58               | 1.00                   | -2,749.58                    |
| 590 9017            | TITLE II-A - FY17<br>-130.85         | 0.00            | 34,491.99        | 0.00                | 34,361.14            | 0.00                    | 0.00                   | 0.00                         |
| 590 9018            | TITLE II-A - FY18<br>0.00            | 47,852.71       | 265,742.03       | 31,542.23           | 281,677.65           | -15,935.62              | 8.00                   | -15,943.62                   |
| -----               |                                      |                 |                  |                     |                      |                         |                        |                              |
| TOTAL FOR Fund 590: | -130.85                              | 47,852.71       | 300,234.02       | 31,542.23           | 316,038.79           | -15,935.62              | 8.00                   | -15,943.62                   |
| 599 9017            | 21ST CENTURY GRANT- HZN<br>-7,883.64 | 0.00            | 7,883.64         | 0.00                | 0.00                 | 0.00                    | 0.00                   | 0.00                         |
| 599 9018            | 21ST CENTURY GRANT- HZN<br>0.00      | 65,832.55       | 161,743.89       | 58,734.59           | 183,482.11           | -21,738.22              | 9,947.23               | -31,685.45                   |
| 599 9118            | 21ST CENTURY GRANT- BRN<br>0.00      | 56,517.19       | 150,770.78       | 50,031.65           | 168,557.29           | -17,786.51              | 15,950.61              | -33,737.12                   |
| 599 9918            | TITLE IV GRANT<br>0.00               | 20,852.31       | 27,276.00        | 14,376.00           | 27,276.00            | 0.00                    | 0.00                   | 0.00                         |
| -----               |                                      |                 |                  |                     |                      |                         |                        |                              |
| TOTAL FOR Fund 599: | -7,883.64                            | 143,202.05      | 347,674.31       | 123,142.24          | 379,315.40           | -39,524.73              | 25,897.84              | -65,422.57                   |
| -----               |                                      |                 |                  |                     |                      |                         |                        |                              |
| GRAND TOTALS:       | 78,269,099.55                        | 18,029,964.46   | 277,639,307.08   | 26,156,565.42       | 251,889,308.99       | 104,019,097.64          | 10,028,801.50          | 93,990,296.14                |

POWERSCHOOL LLC  
 DATE: 06/06/2018  
 TIME: 07:49:46  
 SELECTION CRITERIA: genledgr.fund<>'0049006'

HILLIARD CITY SCHOOL DISTRICT  
 OH CASH POSITION REPORT

PAGE NUMBER: 27  
 CASHPOSNEOH

ACCOUNTING PERIOD: 11/18

| FUND SCC | DESCRIPTION<br>BEGIN BALANCE | MTD<br>RECEIPTS | FYTD<br>RECEIPTS | MTD<br>EXPENDITURES | FYTD<br>EXPENDITURES | CURRENT<br>FUND BALANCE | CURRENT<br>ENCUMBRANCE | UNENCUMBERED<br>FUND BALANCE |
|----------|------------------------------|-----------------|------------------|---------------------|----------------------|-------------------------|------------------------|------------------------------|
| 001      | 48,270,543.42                | 10,816,185.75   | 196,476,200.22   | 18,998,111.18       | 172,024,206.02       | 72,722,537.62           | 3,978,454.35           | 68,744,083.27                |
| 002      | 13,903,152.40                | 885,982.97      | 19,464,288.38    | 1,671,873.75        | 18,202,143.63        | 15,165,297.15           | 931,400.00             | 14,233,897.15                |
| 003      | 2,675,511.09                 | 242,620.73      | 5,068,426.29     | 29,064.65           | 5,209,864.08         | 2,534,073.30            | 907,877.73             | 1,626,195.57                 |
| 006      | 2,714,358.82                 | 308,463.57      | 4,702,730.25     | 529,743.58          | 5,072,496.03         | 2,344,593.04            | 576,875.58             | 1,767,717.46                 |
| 007      | 169,203.78                   | 3,555.95        | 113,685.50       | 3,956.61            | 27,997.39            | 254,891.89              | 20,353.24              | 234,538.65                   |
| 011      | 2,194,207.34                 | 337,378.37      | 3,378,491.09     | 116,247.00          | 2,876,518.48         | 2,696,179.95            | 303,364.26             | 2,392,815.69                 |
| 018      | 625,787.73                   | 44,037.46       | 390,810.33       | 27,367.59           | 245,836.44           | 770,761.62              | 106,372.90             | 664,388.72                   |
| 019      | 34,364.33                    | 0.00            | 4,340.00         | -37.69              | 17,054.09            | 21,650.24               | 0.00                   | 21,650.24                    |
| 022      | -41,440.53                   | 1,441,904.75    | 13,745,409.01    | 1,308,647.45        | 14,047,865.88        | -343,897.40             | 427,769.52             | -771,666.92                  |
| 024      | 6,336,127.16                 | 3,047,349.96    | 27,509,734.67    | 2,732,352.82        | 27,563,924.95        | 6,281,936.88            | 2,287,601.72           | 3,994,335.16                 |
| 031      | 11,000.00                    | 0.00            | 0.00             | 0.00                | 0.00                 | 11,000.00               | 0.00                   | 11,000.00                    |
| 200      | 468,694.23                   | 37,287.37       | 400,698.56       | 37,206.46           | 308,558.29           | 560,834.50              | 100,441.45             | 460,393.05                   |
| 300      | 776,644.56                   | 65,071.97       | 851,800.59       | 66,645.84           | 635,870.20           | 992,574.95              | 99,800.81              | 892,774.14                   |
| 401      | 145,404.36                   | 911.68          | 710,508.44       | 54,911.83           | 592,194.71           | 263,718.09              | 172,720.87             | 90,997.22                    |

POWERSCHOOL LLC  
 DATE: 06/06/2018  
 TIME: 07:49:46  
 SELECTION CRITERIA: genledgr.fund<>'0049006'

HILLIARD CITY SCHOOL DISTRICT  
 OH CASH POSITION REPORT

PAGE NUMBER: 28  
 CASHPOSNEOH

ACCOUNTING PERIOD: 11/18

| FUND SCC      | DESCRIPTION<br>BEGIN BALANCE | MTD<br>RECEIPTS | FYTD<br>RECEIPTS | MTD<br>EXPENDITURES | FYTD<br>EXPENDITURES | CURRENT<br>FUND BALANCE | CURRENT<br>ENCUMBRANCE | UNENCUMBERED<br>FUND BALANCE |
|---------------|------------------------------|-----------------|------------------|---------------------|----------------------|-------------------------|------------------------|------------------------------|
| 451           | 0.00                         | 0.00            | 39,600.00        | 0.00                | 39,600.00            | 0.00                    | 0.00                   | 0.00                         |
| 499           | 0.00                         | 0.00            | 2,500.00         | 0.00                | 2,500.00             | 0.00                    | 0.00                   | 0.00                         |
| 516           | -6,077.01                    | 352,237.68      | 2,494,703.87     | 234,974.67          | 2,604,776.53         | -116,149.67             | 56,980.05              | -173,129.72                  |
| 551           | 1,716.84                     | 30,503.80       | 202,080.34       | 20,456.02           | 214,034.54           | -10,237.36              | 6.00                   | -10,243.36                   |
| 572           | -2,086.56                    | 217,195.47      | 1,384,765.91     | 164,866.73          | 1,455,137.58         | -72,458.23              | 32,876.18              | -105,334.41                  |
| 587           | 2.08                         | 8,222.22        | 50,625.30        | 5,492.46            | 53,375.96            | -2,748.58               | 1.00                   | -2,749.58                    |
| 590           | -130.85                      | 47,852.71       | 300,234.02       | 31,542.23           | 316,038.79           | -15,935.62              | 8.00                   | -15,943.62                   |
| 599           | -7,883.64                    | 143,202.05      | 347,674.31       | 123,142.24          | 379,315.40           | -39,524.73              | 25,897.84              | -65,422.57                   |
| GRAND TOTALS: | 78,269,099.55                | 18,029,964.46   | 277,639,307.08   | 26,156,565.42       | 251,889,308.99       | 104,019,097.64          | 10,028,801.50          | 93,990,296.14                |

POWERSCHOOL LLC  
DATE: 06/06/2018  
TIME: 09:57:40

HILLIARD CITY SCHOOL DISTRICT  
OUTSTANDING CHECKS

PAGE NUMBER: 1  
ACCTPA21  
ACCOUNTING PERIOD: 12/18

SELECTION CRITERIA: transact.period='11' and transact.fund<>'0049006'

FUND/SCC - 0010000 - GENERAL FUND

| CASH ACCT | CHECK NUMBER | DATE ISSUED | DATE CLEARED | -----VENDOR-----                   | CLEARED      | OUTSTANDING |
|-----------|--------------|-------------|--------------|------------------------------------|--------------|-------------|
| A10100    | V7403        | 05/04/2018  | 05/04/2018   | 00999036 ARAMARK SCHOOL SUPPORT SE | 100,000.00   |             |
| A10100    | V7404        | 05/04/2018  | 05/04/2018   | 00999101 VERIZON WIRELESS          | 122.00       |             |
| A10100    | V7405        | 05/04/2018  | 05/04/2018   | 00999106 AEP                       | 1,716.28     |             |
| A10100    | V7406        | 05/08/2018  | 05/08/2018   | 00999115 PRINT SHOP - MEMO         | 1,172.74     |             |
| A10100    | V7408        | 05/08/2018  | 05/08/2018   | 00999118 ESC OF CENTRAL OHIO-ACH   | 334,710.25   |             |
| A10100    | V7409        | 05/10/2018  | 05/10/2018   | 00999027 HUNTINGTON NATIONAL BANK  | 914.18       |             |
| A10100    | V7410        | 05/10/2018  | 05/10/2018   | 00999103 COLUMBUS CITY TREASURER   | 9,317.17     |             |
| A10100    | V7411        | 05/10/2018  | 05/10/2018   | 00999106 AEP                       | 6,552.02     |             |
| A10100    | V7413        | 05/10/2018  | 05/10/2018   | 00999107 DIRECT ENERGY             | 20,069.12    |             |
| A10100    | V7414        | 05/10/2018  | 05/10/2018   | 00999109 BANK OF AMERICA           | 6,092.67     |             |
| A10100    | V7415        | 05/10/2018  | 05/10/2018   | 00999110 AMERITAS GROUP            | 21,472.20    |             |
| A10100    | V7416        | 05/10/2018  | 05/10/2018   | 00999121 DELUXE BUSINESS FORMS -   | 256.94       |             |
| A10100    | V7427        | 05/11/2018  | 05/11/2018   | 00999036 ARAMARK SCHOOL SUPPORT SE | 100,000.00   |             |
| A10100    | V7428        | 05/11/2018  | 05/11/2018   | 00999106 AEP                       | 494.79       |             |
| A10100    | V7429        | 05/15/2018  | 05/15/2018   | 00999116 FIELD TRIPS - MEMO        | 521.70       |             |
| A10100    | V7432        | 05/15/2018  | 05/15/2018   | 00999119 AMERICAN EXPRESS          | 36,546.03    |             |
| A10100    | V7433        | 05/16/2018  | 05/16/2018   | 00999106 AEP                       | 24,971.66    |             |
| A10100    | V7434        | 05/16/2018  | 05/16/2018   | 00999106 AEP                       | 5,903.12     |             |
| A10100    | V7435        | 05/16/2018  | 05/16/2018   | 00999120 CENTURYLINK               | 4.49         |             |
| A10100    | V7436        | 05/16/2018  | 05/16/2018   | 00999128 ARBITER PAY - BRADLEY HS  | 13,931.00    |             |
| A10100    | V7437        | 05/16/2018  | 05/16/2018   | 00999129 ARBITER PAY - DARBY HS    | 14,849.40    |             |
| A10100    | V7438        | 05/16/2018  | 05/16/2018   | 00999130 ARBITER PAY - DAVIDSON HS | 20,046.00    |             |
| A10100    | V7439        | 05/17/2018  | 05/17/2018   | 00999118 ESC OF CENTRAL OHIO-ACH   | 1,940.86     |             |
| A10100    | V7440        | 05/17/2018  | 05/17/2018   | 00999106 AEP                       | 17,497.61    |             |
| A10100    | V7441        | 05/18/2018  | 05/18/2018   | 00999036 ARAMARK SCHOOL SUPPORT SE | 100,000.00   |             |
| A10100    | V7442        | 05/18/2018  | 05/18/2018   | 00999103 COLUMBUS CITY TREASURER   | 2,323.26     |             |
| A10100    | V7443        | 05/18/2018  | 05/18/2018   | 00999106 AEP                       | 4,350.71     |             |
| A10100    | V7444        | 05/18/2018  | 05/18/2018   | 00999996 MEMO CHECK                | 290.40       |             |
| A10100    | V7445        | 05/21/2018  | 05/21/2018   | 00999103 COLUMBUS CITY TREASURER   | 1,745.07     |             |
| A10100    | V7446        | 05/21/2018  | 05/21/2018   | 00999106 AEP                       | 40,543.51    |             |
| A10100    | V7447        | 05/21/2018  | 05/21/2018   | 00999115 PRINT SHOP - MEMO         | 2,649.49     |             |
| A10100    | V7448        | 05/21/2018  | 05/21/2018   | 00999116 FIELD TRIPS - MEMO        | 2,679.15     |             |
| A10100    | V7449        | 05/22/2018  | 05/22/2018   | 00999103 COLUMBUS CITY TREASURER   | 29,312.12    |             |
| A10100    | V7450        | 05/22/2018  | 05/22/2018   | 00999106 AEP                       | 30,872.38    |             |
| A10100    | V7451        | 05/29/2018  | 05/29/2018   | 00999034 U.S. BANK N.A.            | 1,828,061.25 |             |
| A10100    | V7481        | 05/25/2018  | 05/25/2018   | 00999094 AETNA                     | 82,807.00    |             |
| A10100    | V7482        | 05/25/2018  | 05/25/2018   | 00999103 COLUMBUS CITY TREASURER   | 809.45       |             |
| A10100    | V7483        | 05/25/2018  | 05/25/2018   | 00999106 AEP                       | 28,260.91    |             |
| A10100    | V7484        | 05/25/2018  | 05/25/2018   | 00999121 DELUXE BUSINESS FORMS -   | 128.47       |             |
| A10100    | V7522        | 05/31/2018  | 05/31/2018   | 00999075 PNC BANK                  | 133.50       |             |
| A10100    | V7523        | 05/31/2018  | 05/31/2018   | 00999094 AETNA                     | 2,002,784.87 |             |
| A10100    | V7524        | 05/31/2018  | 05/31/2018   | 00999100 DELTA DENTAL              | 127,906.79   |             |
| A10100    | V7525        | 05/31/2018  | 05/31/2018   | 00999106 AEP                       | 4,008.15     |             |
| A10100    | V7526        | 05/31/2018  | 05/31/2018   | 00999117 SEDGWICK CLAIMS MANAGEMEN | 8,612.51     |             |
| A10100    | V7527        | 05/31/2018  | 05/31/2018   | 00999124 NATIONAL BENEFIT SERVICES | 65,445.25    |             |
| A10100    | V7528        | 05/31/2018  | 05/31/2018   | 00999134 CVS/CAREMARK              | 476,104.72   |             |
| A10100    | V7529        | 05/31/2018  | 05/31/2018   | 00999996 MEMO CHECK                | 133.10       |             |
| A10100    | V7530        | 05/31/2018  | 05/31/2018   | 99926157 SPECTRUM UNDERWRITING MAN | 127,814.26   |             |
| A10100    | V7543        | 06/01/2018  | 06/01/2018   | 00015000 PNC BANK                  | 133,761.42   |             |
| A10100    | 170141       | 05/02/2018  | 05/07/2018   | 00000274 LOFT VIOLIN SHOP          | 18.00        |             |
| A10100    | 170142       | 05/02/2018  | 05/08/2018   | 00000368 ROSE PRODUCTS & SERVICES  | 743.66       |             |
| A10100    | 170143       | 05/02/2018  | 05/07/2018   | 00000423 WARD'S NATURAL SCIENCE    | 1,900.67     |             |
| A10100    | 170144       | 05/02/2018  | 05/08/2018   | 00000762 HILLIARD LAWN AND GARDEN  | 23,079.17    |             |
| A10100    | 170145       | 05/02/2018  | 05/08/2018   | 00003407 LAKESHORE LEARNING MATERI | 1,283.89     |             |

POWERSCHOOL LLC  
 DATE: 06/06/2018  
 TIME: 09:57:40

HILLIARD CITY SCHOOL DISTRICT  
 OUTSTANDING CHECKS

PAGE NUMBER: 2  
 ACCTPA21  
 ACCOUNTING PERIOD: 12/18

SELECTION CRITERIA: transact.period='11' and transact.fund<>'0049006'

FUND/SCC - 0010000 - GENERAL FUND

| CASH ACCT | CHECK NUMBER | DATE ISSUED | DATE CLEARED | VENDOR                             | CLEARED   | OUTSTANDING |
|-----------|--------------|-------------|--------------|------------------------------------|-----------|-------------|
| A10100    | 170146       | 05/02/2018  | 05/07/2018   | 00003886 COLUMBUS ZOO              | 2,082.50  |             |
| A10100    | 170147       | 05/02/2018  | 05/07/2018   | 00003911 FERGUSON ENTERPRISES INC  | 460.45    |             |
| A10100    | 170148       | 05/02/2018  | 05/07/2018   | 00004481 FLINN SCIENTIFIC INC.     | 192.62    |             |
| A10100    | 170149       | 05/02/2018  | 05/08/2018   | 00004494 STAR BEACON PRODUCTS CO.  | 227.16    |             |
| A10100    | 170150       | 05/02/2018  | 05/09/2018   | 00004792 SAMS CLUB                 | 1,295.98  |             |
| A10100    | 170151       | 05/02/2018  | 05/08/2018   | 00005423 GOPHER SPORT              | 150.87    |             |
| A10100    | 170152       | 05/02/2018  | 05/07/2018   | 00006264 SUPER DUPER INC.          | 95.84     |             |
| A10100    | 170154       | 05/02/2018  | 05/07/2018   | 00006496 S & S WORLDWIDE INC.      | 507.65    |             |
| A10100    | 170155       | 05/02/2018  | 05/07/2018   | 00006683 MUSIC IS ELEMENTARY       | 70.45     |             |
| A10100    | 170156       | 05/02/2018  | 05/09/2018   | 00007430 INSECT LORE               | 57.90     |             |
| A10100    | 170157       | 05/02/2018  | 05/08/2018   | 00007491 MAC GILL FIRST AID SUPPLI | 331.97    |             |
| A10100    | 170158       | 05/02/2018  | 05/09/2018   | 00007701 GINGWAY PRODUCTS INC.     | 57.21     |             |
| A10100    | 170159       | 05/02/2018  | 05/07/2018   | 00008363 PROGRESS SUPPLY CO.       | 167.21    |             |
| A10100    | 170160       | 05/02/2018  | 05/08/2018   | 00008478 WAL-MART                  | 9,772.41  |             |
| A10100    | 170161       | 05/02/2018  | 05/09/2018   | 00009552 PIPE VALVES INC           | 664.53    |             |
| A10100    | 170162       | 05/02/2018  | 05/08/2018   | 00009711 SCHOOL HEALTH             | 1,565.94  |             |
| A10100    | 170163       | 05/02/2018  | 05/10/2018   | 00009826 WESTERN PSYCHOLOGICAL SER | 223.30    |             |
| A10100    | 170164       | 05/02/2018  | 05/07/2018   | 00010366 FLAGHOUSE INC.            | 334.92    |             |
| A10100    | 170165       | 05/02/2018  | 05/11/2018   | 00011122 OSU KEEP BOOKS            | 700.00    |             |
| A10100    | 170166       | 05/02/2018  | 05/08/2018   | 00011513 ABLE PRINTING COMPANY     | 664.69    |             |
| A10100    | 170167       | 05/02/2018  | 05/07/2018   | 00011824 STAPLES BUSINESS ADVANTAG | 6,354.67  |             |
| A10100    | 170168       | 05/02/2018  | 05/08/2018   | 00011892 LEARNING RESOURCES        | 63.93     |             |
| A10100    | 170169       | 05/02/2018  | 05/07/2018   | 00014300 CULVER ART AND FRAME      | 404.75    |             |
| A10100    | 170170       | 05/02/2018  | 05/08/2018   | 00015477 ROCHESTER 100 INC.        | 818.75    |             |
| A10100    | 170171       | 05/02/2018  | 05/07/2018   | 00017385 ADVANCED TURF SOLUTIONS,  | 283.00    |             |
| A10100    | 170172       | 05/02/2018  | 05/08/2018   | 00018458 US GAMES                  | 1,075.10  |             |
| A10100    | 170174       | 05/02/2018  | 05/15/2018   | 00019129 ANDREW N COLVIN PHD       | 1,800.00  |             |
| A10100    | 170175       | 05/02/2018  | 05/08/2018   | 00019332 OHIO POWER TOOL           | 93.64     |             |
| A10100    | 170176       | 05/02/2018  | 05/08/2018   | 00019504 OFFICE DEPOT              | 1,622.42  |             |
| A10100    | 170177       | 05/02/2018  | 05/07/2018   | 00020305 NORTHRUP & ASSOCIATES     | 395.00    |             |
| A10100    | 170178       | 05/02/2018  | 05/07/2018   | 00020843 MCPC IMAGING AND PRINTING | 142.45    |             |
| A10100    | 170179       | 05/02/2018  | 05/07/2018   | 00020872 STEVEN C. GUY PHD         | 6,600.00  |             |
| A10100    | 170180       | 05/02/2018  | 05/15/2018   | 00021588 MAGICAL ATTRACTIONS       | 2,050.00  |             |
| A10100    | 170181       | 05/02/2018  | 05/11/2018   | 00021752 ELITE FIRE SERVICES       | 360.00    |             |
| A10100    | 170182       | 05/02/2018  | 05/09/2018   | 00022295 B&H PHOTO VIDEO           | 119.90    |             |
| A10100    | 170183       | 05/02/2018  | 05/07/2018   | 00022384 SINCLAIR COMMUNITY COLLEG | 2,400.00  |             |
| A10100    | 170184       | 05/02/2018  | 05/07/2018   | 00022518 COLUMBUS ELECTRICAL WORKS | 162.94    |             |
| A10100    | 170185       | 05/02/2018  | 05/08/2018   | 00022563 STUDIES WEEKLY            | 2,467.25  |             |
| A10100    | 170186       | 05/02/2018  | 05/08/2018   | 00022994 DEVELOPMENTAL MATH GROUP  | 639.80    |             |
| A10100    | 170187       | 05/02/2018  | 05/07/2018   | 00023098 DIRECT AIR SYSTEMS INC.   | 677.00    |             |
| A10100    | 170188       | 05/02/2018  | 05/11/2018   | 00023277 CEREBELLUM CORPORATION    | 382.15    |             |
| A10100    | 170189       | 05/02/2018  | 05/08/2018   | 00024013 BUCKEYE CERAMIC SUPPLY    | 3,025.92  |             |
| A10100    | 170190       | 05/02/2018  | 05/08/2018   | 00024036 BOOKFACTORY               | 420.23    |             |
| A10100    | 170191       | 05/02/2018  | 05/08/2018   | 00024311 TEACHERS PAY TEACHERS     | 304.06    |             |
| A10100    | 170192       | 05/02/2018  | 05/11/2018   | 00024394 IXL LEARNING              | 4,936.00  |             |
| A10100    | 170193       | 05/02/2018  | 05/08/2018   | 00024400 FILEWAVE(USA)             | 66,000.00 |             |
| A10100    | 170194       | 05/02/2018  | 05/07/2018   | 00024556 THERAPRO INC.             | 33.30     |             |
| A10100    | 170195       | 05/02/2018  | 05/18/2018   | 00024593 OFFICER MATT S BRADEN     | 165.00    |             |
| A10100    | 170196       | 05/02/2018  | 05/08/2018   | 00024620 CULLIGAN OF MARYSVILLE    | 94.00     |             |
| A10100    | 170197       | 05/02/2018  | 05/08/2018   | 00025027 GREEN AND SONS LTD        | 37.32     |             |
| A10100    | 170198       | 05/02/2018  | 05/07/2018   | 00025051 BEST RESTAURANT EQUIPMENT | 286.04    |             |
| A10100    | 170199       | 05/02/2018  | 05/10/2018   | 00025176 CHRISTY DAMERON           | 144.80    |             |
| A10100    | 170200       | 05/02/2018  | 05/08/2018   | 00025392 BENAWARE LLC              | 600.00    |             |
| A10100    | 170201       | 05/02/2018  | 05/08/2018   | 00025510 GETTYSBURG BENEFITS       | 465.00    |             |



POWERSCHOOL LLC  
 DATE: 06/06/2018  
 TIME: 09:57:40

HILLIARD CITY SCHOOL DISTRICT  
 OUTSTANDING CHECKS

PAGE NUMBER: 3  
 ACCTPA21  
 ACCOUNTING PERIOD: 12/18

SELECTION CRITERIA: transact.period='11' and transact.fund<>'0049006'

FUND/SCC - 0010000 - GENERAL FUND

| CASH ACCT | CHECK NUMBER | DATE ISSUED | DATE CLEARED | VENDOR                             | CLEARED   | OUTSTANDING |
|-----------|--------------|-------------|--------------|------------------------------------|-----------|-------------|
| A10100    | 170202       | 05/02/2018  | 05/07/2018   | 00025533 SCHOOLMART                | 368.24    |             |
| A10100    | 170203       | 05/02/2018  | 05/08/2018   | 00025720 COOPERATIVE STRATEGIES L  | 5,020.00  |             |
| A10100    | 170204       | 05/02/2018  | 05/21/2018   | 00025804 EMMA CONKLIN              | 100.00    |             |
| A10100    | 170205       | 05/02/2018  | 05/11/2018   | 00025816 AMERICAN FLOOR MATS       | 1,297.09  |             |
| A10100    | 170206       | 05/02/2018  | 05/07/2018   | 00026055 PEEQ TECHNOLOGIES INC     | 3,316.65  |             |
| A10100    | 170207       | 05/02/2018  | 05/16/2018   | 00026137 IMAGE 360 COLUMBUS-DUBLIN | 515.25    |             |
| A10100    | 170208       | 05/02/2018  | 05/10/2018   | 00026214 BYTES OF LEARNING INC.    | 1,447.50  |             |
| A10100    | 170209       | 05/02/2018  | 05/21/2018   | 00026227 OFFICER SAM DISAIA        | 144.00    |             |
| A10100    | 170210       | 05/02/2018  |              | 00026228 KATIE FISCHER             |           | 1,000.00    |
| A10100    | 170249       | 05/09/2018  | 05/24/2018   | 00000001 AMERICAN ELECTRIC MOTOR S | 897.42    |             |
| A10100    | 170250       | 05/09/2018  | 05/14/2018   | 00001842 TOLEDO PE SUPPLY          | 205.83    |             |
| A10100    | 170251       | 05/09/2018  | 05/17/2018   | 00003407 LAKESHORE LEARNING MATERI | 814.03    |             |
| A10100    | 170252       | 05/09/2018  | 05/14/2018   | 00003911 FERGUSON ENTERPRISES INC  | 33.45     |             |
| A10100    | 170253       | 05/09/2018  | 05/15/2018   | 00004226 VERNIER SOFTWARE          | 190.00    |             |
| A10100    | 170254       | 05/09/2018  | 05/17/2018   | 00004457 PICKAWAY COUNTY ESC       | 85.00     |             |
| A10100    | 170255       | 05/09/2018  | 05/14/2018   | 00004481 FLINN SCIENTIFIC INC.     | 2,758.62  |             |
| A10100    | 170256       | 05/09/2018  | 05/16/2018   | 00004494 STAR BEACON PRODUCTS CO.  | 230.75    |             |
| A10100    | 170257       | 05/09/2018  | 05/15/2018   | 00004932 ARBOR SCIENTIFIC          | 361.90    |             |
| A10100    | 170258       | 05/09/2018  | 05/24/2018   | 00004968 TEACHERS DISCOVERY        | 948.47    |             |
| A10100    | 170260       | 05/09/2018  | 05/15/2018   | 00005148 COLUMBIA GAS OF OHIO INC  | 10,792.12 |             |
| A10100    | 170261       | 05/09/2018  | 05/14/2018   | 00005423 GOPHER SPORT              | 150.93    |             |
| A10100    | 170263       | 05/09/2018  | 05/14/2018   | 00006721 SARGENT WELCH             | 244.50    |             |
| A10100    | 170264       | 05/09/2018  | 05/16/2018   | 00007596 DER DUTCHMAN RESTAURANT   | 2,595.47  |             |
| A10100    | 170265       | 05/09/2018  | 05/14/2018   | 00008102 LOWE'S COMPANIES          | 1,229.06  |             |
| A10100    | 170266       | 05/09/2018  | 05/14/2018   | 00008220 SQUIBBS                   | 116.15    |             |
| A10100    | 170267       | 05/09/2018  | 05/14/2018   | 00008363 PROGRESS SUPPLY CO.       | 394.04    |             |
| A10100    | 170268       | 05/09/2018  | 05/15/2018   | 00008795 SUZUKI MUSIC USA, LLC     | 382.80    |             |
| A10100    | 170269       | 05/09/2018  | 05/14/2018   | 00008870 FISHER SCIENTIFIC         | 468.80    |             |
| A10100    | 170270       | 05/09/2018  | 05/18/2018   | 00009129 FREE STYLE                | 235.97    |             |
| A10100    | 170271       | 05/09/2018  | 05/18/2018   | 00009674 STATE OF OHIO UST FUND    | 1,650.00  |             |
| A10100    | 170272       | 05/09/2018  | 05/14/2018   | 00009879 GORDON FOOD SERVICE       | 1,169.83  |             |
| A10100    | 170273       | 05/09/2018  |              | 00010089 QUILL                     |           | 837.83      |
| A10100    | 170274       | 05/09/2018  | 05/22/2018   | 00010280 POWELL PRINTS             | 1,551.10  |             |
| A10100    | 170275       | 05/09/2018  | 05/15/2018   | 00010574 MEDCO                     | 351.68    |             |
| A10100    | 170276       | 05/09/2018  |              | 00011023 NORWICH TOWNSHIP          |           | 200.00      |
| A10100    | 170277       | 05/09/2018  | 05/17/2018   | 00011122 OSU KEEP BOOKS            | 600.00    |             |
| A10100    | 170278       | 05/09/2018  | 05/14/2018   | 00011127 CCP INDUSTRIES            | 607.50    |             |
| A10100    | 170279       | 05/09/2018  | 05/14/2018   | 00011463 ARES SPORTSWEAR           | 3,264.00  |             |
| A10100    | 170280       | 05/09/2018  | 05/14/2018   | 00011554 WARD'S BIOLOGICAL         | 605.13    |             |
| A10100    | 170281       | 05/09/2018  | 05/14/2018   | 00011824 STAPLES BUSINESS ADVANTAG | 1,316.34  |             |
| A10100    | 170282       | 05/09/2018  | 05/15/2018   | 00011892 LEARNING RESOURCES        | 44.94     |             |
| A10100    | 170283       | 05/09/2018  | 05/24/2018   | 00013365 DUBLIN COFFMAN HIGH SCHOO | 200.00    |             |
| A10100    | 170284       | 05/09/2018  | 05/14/2018   | 00014233 CDW-G                     | 205.26    |             |
| A10100    | 170285       | 05/09/2018  | 05/16/2018   | 00014254 PHOTO WAREHOUSE           | 1,087.67  |             |
| A10100    | 170286       | 05/09/2018  | 05/16/2018   | 00015259 OSBA                      | 100.00    |             |
| A10100    | 170287       | 05/09/2018  | 05/14/2018   | 00015348 PANERA BREAD              | 486.75    |             |
| A10100    | 170288       | 05/09/2018  | 05/22/2018   | 00015420 DHARMA TRADING COMPANY    | 176.36    |             |
| A10100    | 170289       | 05/09/2018  | 05/17/2018   | 00016043 PAGE FLOOD                | 71.61     |             |
| A10100    | 170290       | 05/09/2018  | 05/15/2018   | 00016088 PIONEER VALLEY EDUCATIONA | 123.20    |             |
| A10100    | 170292       | 05/09/2018  | 05/16/2018   | 00017191 UNITED STATES PLASTIC COR | 44.12     |             |
| A10100    | 170293       | 05/09/2018  | 05/16/2018   | 00018306 HALLENROSS AND ASSOCIATES | 151.05    |             |
| A10100    | 170294       | 05/09/2018  | 05/22/2018   | 00018353 SCHOOL COUNSELOR RESOURCE | 248.34    |             |
| A10100    | 170295       | 05/09/2018  | 05/11/2018   | 00018599 JEFFREY FEATHERS          | 254.50    |             |
| A10100    | 170296       | 05/09/2018  | 05/16/2018   | 00018785 YMCA OF CENTRAL OHIO      | 720.00    |             |

POWERSCHOOL LLC  
 DATE: 06/06/2018  
 TIME: 09:57:40

HILLIARD CITY SCHOOL DISTRICT  
 OUTSTANDING CHECKS

PAGE NUMBER: 4  
 ACCTPA21  
 ACCOUNTING PERIOD: 12/18

SELECTION CRITERIA: transact.period='11' and transact.fund<>'0049006'

FUND/SCC - 0010000 - GENERAL FUND

| CASH ACCT | CHECK NUMBER | DATE ISSUED | DATE CLEARED | VENDOR                             | CLEARED   | OUTSTANDING |
|-----------|--------------|-------------|--------------|------------------------------------|-----------|-------------|
| A10100    | 170297       | 05/09/2018  | 05/15/2018   | 00019504 OFFICE DEPOT              | 7,021.12  |             |
| A10100    | 170298       | 05/09/2018  | 05/25/2018   | 00019628 CLD HANDLING SYSTEMS, INC | 417.52    |             |
| A10100    | 170299       | 05/09/2018  | 05/18/2018   | 00019663 MIDWEST PHOTO EXCHANGE    | 1,813.20  |             |
| A10100    | 170300       | 05/09/2018  | 05/15/2018   | 00020719 APPERSON                  | 955.36    |             |
| A10100    | 170301       | 05/09/2018  | 05/14/2018   | 00020843 MCPC IMAGING AND PRINTING | 81.77     |             |
| A10100    | 170302       | 05/09/2018  | 05/14/2018   | 00020872 STEVEN C. GUY PHD         | 2,200.00  |             |
| A10100    | 170303       | 05/09/2018  | 05/14/2018   | 00021075 CAPITOL OFFICE SUPPLY     | 52.50     |             |
| A10100    | 170304       | 05/09/2018  | 05/14/2018   | 00021420 U.S. AWARDS               | 3,053.23  |             |
| A10100    | 170305       | 05/09/2018  | 05/14/2018   | 00021504 SUNBELT RENTALS INC.      | 138.60    |             |
| A10100    | 170306       | 05/09/2018  | 05/14/2018   | 00022267 RAINBOW PRINTING          | 336.00    |             |
| A10100    | 170307       | 05/09/2018  | 05/15/2018   | 00022288 HABEGGER CORPORATION      | 83.23     |             |
| A10100    | 170308       | 05/09/2018  | 05/14/2018   | 00022388 REITER DAIRY              | 532.31    |             |
| A10100    | 170309       | 05/09/2018  | 05/14/2018   | 00022605 AETNA/IBA                 | 253.50    |             |
| A10100    | 170310       | 05/09/2018  | 05/14/2018   | 00022999 CHAD SCHULTE              | 160.39    |             |
| A10100    | 170311       | 05/09/2018  | 05/11/2018   | 00023184 JENNIFER SAYRE            | 28.72     |             |
| A10100    | 170312       | 05/09/2018  | 05/18/2018   | 00023204 AMY CASE                  | 106.44    |             |
| A10100    | 170313       | 05/09/2018  | 05/15/2018   | 00023369 HR IMAGING PARTNERS INC.  | 1,080.00  |             |
| A10100    | 170314       | 05/09/2018  | 05/15/2018   | 00023552 HENRY SCHEIN INC.         | 144.33    |             |
| A10100    | 170315       | 05/09/2018  | 05/18/2018   | 00023617 REPUBLIC SERVICES         | 10,047.68 |             |
| A10100    | 170316       | 05/09/2018  | 05/14/2018   | 00023775 JAY CAULEY                | 165.95    |             |
| A10100    | 170317       | 05/09/2018  | 05/14/2018   | 00023956 FALLON RESEARCH &         | 8,500.00  |             |
| A10100    | 170318       | 05/09/2018  | 05/15/2018   | 00024013 BUCKEYE CERAMIC SUPPLY    | 1,950.00  |             |
| A10100    | 170319       | 05/09/2018  | 05/18/2018   | 00024036 BOOKFACTORY               | 488.93    |             |
| A10100    | 170320       | 05/09/2018  | 05/14/2018   | 00024597 ROYAL DOCUMENT DESTRUCTIO | 80.00     |             |
| A10100    | 170321       | 05/09/2018  | 05/11/2018   | 00024626 ERICA O'KEEFFE            | 166.55    |             |
| A10100    | 170322       | 05/09/2018  | 05/17/2018   | 00024693 STUDICA INC.              | 616.55    |             |
| A10100    | 170323       | 05/09/2018  | 05/11/2018   | 00024999 YVONNE HAIGHT             | 83.11     |             |
| A10100    | 170324       | 05/09/2018  | 05/14/2018   | 00025059 GREENSOURCE CINCINNATI    | 3,993.00  |             |
| A10100    | 170325       | 05/09/2018  | 05/17/2018   | 00025130 INTERPRETING PLUS LLC     | 3,500.00  |             |
| A10100    | 170326       | 05/09/2018  | 05/15/2018   | 00025284 BETHANY MILLER            | 95.70     |             |
| A10100    | 170327       | 05/09/2018  | 05/14/2018   | 00025320 BUCKEYE DONUTS INC        | 72.00     |             |
| A10100    | 170328       | 05/09/2018  | 05/11/2018   | 00025340 JILL FOUSS                | 80.82     |             |
| A10100    | 170329       | 05/09/2018  | 05/14/2018   | 00025395 CHRIS CAKES               | 335.00    |             |
| A10100    | 170330       | 05/09/2018  | 05/11/2018   | 00025651 KRISTA WAGNER             | 102.95    |             |
| A10100    | 170331       | 05/09/2018  | 05/14/2018   | 00025728 REBEL PILGRIM CREATIVE AG | 2,000.00  |             |
| A10100    | 170332       | 05/09/2018  | 05/10/2018   | 00025822 CARA CHRISTEN             | 160.87    |             |
| A10100    | 170333       | 05/09/2018  | 05/16/2018   | 00025874 FRIESENB & EQUIPMENTLL    | 106.50    |             |
| A10100    | 170334       | 05/09/2018  | 05/15/2018   | 00025974 A WAY WITH WORDS, LLC     | 4,462.50  |             |
| A10100    | 170335       | 05/09/2018  | 05/14/2018   | 00026007 HEINEMANN                 | 5,477.45  |             |
| A10100    | 170336       | 05/09/2018  | 05/29/2018   | 00026090 DRUMFIT USA               | 238.44    |             |
| A10100    | 170337       | 05/09/2018  | 05/29/2018   | 00026094 RUTH LINEHAN              | 81.75     |             |
| A10100    | 170338       | 05/09/2018  | 05/15/2018   | 00026169 FRANKLIN CO FAMILY & CHIL | 150.00    |             |
| A10100    | 170339       | 05/09/2018  | 05/14/2018   | 00026174 LANGUAGE TESTING INTERNAT | 370.00    |             |
| A10100    | 170340       | 05/09/2018  | 05/23/2018   | 00026204 INSPIRE PR GROUP          | 300.00    |             |
| A10100    | 170392       | 05/10/2018  | 05/11/2018   | 00026209 MATTHEW LEDER             | 1,000.00  |             |
| A10100    | 170393       | 05/10/2018  | 05/21/2018   | 00026210 ANJALI TEWARI             | 1,000.00  |             |
| A10100    | 170404       | 05/14/2018  | 05/25/2018   | 00019841 TONYA CURRY               | 18.00     |             |
| A10100    | 170405       | 05/14/2018  | 05/21/2018   | 807727 JEAN HOEFLER                | 18.00     |             |
| A10100    | 170406       | 05/14/2018  | 05/22/2018   | 807821 JENNIFER DININO             | 30.00     |             |
| A10100    | 170407       | 05/14/2018  |              | 807833 LAURA VAN VLEET             |           | 79.00       |
| A10100    | 170408       | 05/14/2018  | 05/16/2018   | 807957 AMY MARSHALL                | 100.00    |             |
| A10100    | 170409       | 05/14/2018  |              | 808012 RYAN HAYES                  |           | 30.00       |
| A10100    | 170410       | 05/14/2018  | 05/21/2018   | 808064 DIANA LANG                  | 30.00     |             |
| A10100    | 170411       | 05/14/2018  | 05/22/2018   | 808065 ROBERT GIBBS                | 30.00     |             |

POWERSCHOOL LLC  
 DATE: 06/06/2018  
 TIME: 09:57:40

HILLIARD CITY SCHOOL DISTRICT  
 OUTSTANDING CHECKS

PAGE NUMBER: 5  
 ACCTPA21  
 ACCOUNTING PERIOD: 12/18

SELECTION CRITERIA: transact.period='11' and transact.fund<>'0049006'

FUND/SCC - 0010000 - GENERAL FUND

| CASH ACCT | CHECK NUMBER | DATE ISSUED | DATE CLEARED | VENDOR                             | CLEARED    | OUTSTANDING |
|-----------|--------------|-------------|--------------|------------------------------------|------------|-------------|
| A10100    | 170412       | 05/14/2018  |              | 808066 JEANETTE BIBIONE            |            | 30.00       |
| A10100    | 170413       | 05/14/2018  | 05/15/2018   | 808067 LORA BAYATI                 | 30.00      |             |
| A10100    | 170414       | 05/14/2018  | 05/21/2018   | 808068 ERIN BARRETT                | 30.00      |             |
| A10100    | 170415       | 05/14/2018  |              | 808069 DANA KOEHL                  |            | 79.00       |
| A10100    | 170416       | 05/14/2018  | 05/17/2018   | 808070 AMRISH PATEL                | 50.00      |             |
| A10100    | 170417       | 05/14/2018  | 05/16/2018   | 808071 DARRYL HILL, SR             | 100.00     |             |
| A10100    | 170418       | 05/14/2018  | 05/16/2018   | 808072 GALINA SLOBODYANYUK         | 80.00      |             |
| A10100    | 170419       | 05/14/2018  | 05/21/2018   | 808073 SUZI REMICK                 | 19.00      |             |
| A10100    | 170420       | 05/14/2018  | 05/21/2018   | 808074 JACKY BENNETT               | 25.00      |             |
| A10100    | 170421       | 05/14/2018  |              | 808075 ANN MCGINNIS                |            | 18.00       |
| A10100    | 170422       | 05/14/2018  |              | 808076 BABITA SINHA                |            | 18.00       |
| A10100    | 170423       | 05/14/2018  |              | 808077 PREMAL PATEL                |            | 79.00       |
| A10100    | 170424       | 05/14/2018  | 05/15/2018   | 808078 KRISTA WAID                 | 79.00      |             |
| A10100    | 170425       | 05/14/2018  |              | 808079 KUMARI DUTTA                |            | 79.00       |
| A10100    | 170426       | 05/14/2018  | 05/30/2018   | 808080 YASIN ABDULLAH              | 79.00      |             |
| A10100    | 170427       | 05/14/2018  | 05/21/2018   | 808081 ELLEN WOODFORD              | 79.00      |             |
| A10100    | 170428       | 05/14/2018  | 05/17/2018   | 808082 DONNA TABBAH                | 79.00      |             |
| A10100    | 170429       | 05/14/2018  | 05/18/2018   | 808083 MELINDA GLORIOSA            | 35.00      |             |
| A10100    | 170430       | 05/14/2018  | 05/21/2018   | 808084 JONATHAN HOCK               | 35.00      |             |
| A10100    | 170431       | 05/14/2018  | 05/23/2018   | 808085 NANCY AMIN                  | 70.00      |             |
| A10100    | 170432       | 05/14/2018  | 05/21/2018   | 808086 LAURA KITCHEL               | 245.00     |             |
| A10100    | 170433       | 05/17/2018  |              | 00000001 AMERICAN ELECTRIC MOTOR S |            | 775.36      |
| A10100    | 170434       | 05/17/2018  | 05/21/2018   | 00000034 CAROLINA BIOLOGICAL SUPPL | 1,153.05   |             |
| A10100    | 170435       | 05/17/2018  | 05/24/2018   | 00000099 DELILLE OXYGEN CO.        | 340.65     |             |
| A10100    | 170436       | 05/17/2018  | 05/22/2018   | 00000105 COLUMBUS DISPATCH         | 858.20     |             |
| A10100    | 170437       | 05/17/2018  | 05/21/2018   | 00000215 HOUGHTON MIFFLIN CO       | 450.00     |             |
| A10100    | 170438       | 05/17/2018  | 05/21/2018   | 00000274 LOFT VIOLIN SHOP          | 130.00     |             |
| A10100    | 170439       | 05/17/2018  | 05/22/2018   | 00000762 HILLIARD LAWN AND GARDEN  | 114.70     |             |
| A10100    | 170440       | 05/17/2018  | 05/21/2018   | 00001287 ARAMARK UNIFORM SERVICES  | 398.65     |             |
| A10100    | 170441       | 05/17/2018  | 05/21/2018   | 00001589 CITY OF HILLIARD          | 153,878.00 |             |
| A10100    | 170442       | 05/17/2018  | 05/22/2018   | 00001842 TOLEDO PE SUPPLY          | 359.82     |             |
| A10100    | 170443       | 05/17/2018  | 05/21/2018   | 00003257 WENGER CORPORATION        | 5,136.00   |             |
| A10100    | 170444       | 05/17/2018  |              | 00003326 SOCIAL STUDIES SCHOOL SER |            | 167.94      |
| A10100    | 170445       | 05/17/2018  | 05/21/2018   | 00003407 LAKESHORE LEARNING MATERI | 145.00     |             |
| A10100    | 170446       | 05/17/2018  | 05/23/2018   | 00003833 WEST MUSIC CO.            | 479.50     |             |
| A10100    | 170447       | 05/17/2018  | 05/21/2018   | 00003911 FERGUSON ENTERPRISES INC  | 65.50      |             |
| A10100    | 170448       | 05/17/2018  | 05/22/2018   | 00004226 VERNIER SOFTWARE          | 1,380.44   |             |
| A10100    | 170449       | 05/17/2018  | 05/22/2018   | 00004481 FLINN SCIENTIFIC INC.     | 3,087.57   |             |
| A10100    | 170450       | 05/17/2018  | 05/25/2018   | 00004494 STAR BEACON PRODUCTS CO.  | 319.15     |             |
| A10100    | 170451       | 05/17/2018  | 05/22/2018   | 00005038 SHERWIN WILLIAMS CO.      | 98.08      |             |
| A10100    | 170452       | 05/17/2018  | 05/21/2018   | 00005423 GOPHER SPORT              | 899.70     |             |
| A10100    | 170453       | 05/17/2018  | 05/25/2018   | 00006333 DAYTON MICROSCOPE & SUPPL | 1,004.00   |             |
| A10100    | 170454       | 05/17/2018  | 05/21/2018   | 00006660 ORIENTAL TRADING          | 4,851.31   |             |
| A10100    | 170455       | 05/17/2018  | 05/22/2018   | 00006732 COPCO ELECTRONICS         | 146.87     |             |
| A10100    | 170456       | 05/17/2018  | 05/25/2018   | 00006953 AMERICAN PRINTING HOUSE F | 122.00     |             |
| A10100    | 170457       | 05/17/2018  | 05/21/2018   | 00006978 CARDINAL BUS SALES & SERV | 173.85     |             |
| A10100    | 170458       | 05/17/2018  | 05/30/2018   | 00007140 BP OIL COMPANY            | 50.82      |             |
| A10100    | 170459       | 05/17/2018  | 05/23/2018   | 00007324 BARNES & NOBLE DUBLIN     | 724.76     |             |
| A10100    | 170460       | 05/17/2018  | 05/24/2018   | 00008533 JOHN BANDOW               | 25.00      |             |
| A10100    | 170461       | 05/17/2018  | 05/23/2018   | 00008807 BARNES & NOBLE            | 162.12     |             |
| A10100    | 170462       | 05/17/2018  | 05/21/2018   | 00009365 DONATOS PIZZA             | 184.73     |             |
| A10100    | 170463       | 05/17/2018  | 05/21/2018   | 00009837 SIGNARAMA - REYNOLDSBURG  | 450.00     |             |
| A10100    | 170464       | 05/17/2018  | 05/21/2018   | 00009917 S&S WORLD WIDE            | 434.32     |             |
| A10100    | 170465       | 05/17/2018  |              | 00010089 QUILL                     |            | 46.93       |

POWERSCHOOL LLC  
 DATE: 06/06/2018  
 TIME: 09:57:40

HILLIARD CITY SCHOOL DISTRICT  
 OUTSTANDING CHECKS

PAGE NUMBER: 6  
 ACCTPA21  
 ACCOUNTING PERIOD: 12/18

SELECTION CRITERIA: transact.period='11' and transact.fund<>'0049006'

FUND/SCC - 0010000 - GENERAL FUND

| CASH ACCT | CHECK NUMBER | DATE ISSUED | DATE CLEARED | VENDOR                             | CLEARED   | OUTSTANDING |
|-----------|--------------|-------------|--------------|------------------------------------|-----------|-------------|
| A10100    | 170466       | 05/17/2018  | 05/21/2018   | 00010182 ENVIRONMENTAL COMFORT LLC | 1,030.21  |             |
| A10100    | 170467       | 05/17/2018  | 05/23/2018   | 00010280 POWELL PRINTS             | 606.75    |             |
| A10100    | 170468       | 05/17/2018  | 05/23/2018   | 00010394 CUMMINS INTERSTATE POWER  | 569.98    |             |
| A10100    | 170469       | 05/17/2018  | 05/22/2018   | 00010572 EDUCATIONAL INNOVATIONS I | 182.99    |             |
| A10100    | 170470       | 05/17/2018  | 05/24/2018   | 00011101 HILLIARD FLORAL DESIGN    | 128.90    |             |
| A10100    | 170471       | 05/17/2018  | 05/21/2018   | 00011309 FLYERS PIZZA AND SUBS     | 5,239.07  |             |
| A10100    | 170472       | 05/17/2018  | 05/21/2018   | 00011316 DICK BLICK/UTRECHT        | 1,254.38  |             |
| A10100    | 170473       | 05/17/2018  | 05/21/2018   | 00011463 ARES SPORTSWEAR           | 3,533.58  |             |
| A10100    | 170474       | 05/17/2018  | 05/21/2018   | 00011554 WARD'S BIOLOGICAL         | 2,118.41  |             |
| A10100    | 170475       | 05/17/2018  | 05/25/2018   | 00011647 KELVIN                    | 217.80    |             |
| A10100    | 170476       | 05/17/2018  | 05/21/2018   | 00011824 STAPLES BUSINESS ADVANTAG | 3,668.85  |             |
| A10100    | 170477       | 05/17/2018  | 05/21/2018   | 00011859 ASHLAND UNIVERSITY        | 278.00    |             |
| A10100    | 170478       | 05/17/2018  | 05/22/2018   | 00013165 DUNBAR ARMORED            | 1,412.64  |             |
| A10100    | 170479       | 05/17/2018  | 05/22/2018   | 00015337 LAB-AIDS INC.             | 382.09    |             |
| A10100    | 170480       | 05/17/2018  | 05/23/2018   | 00016197 KAFFENBARGER TRUCK EQUIPM | 30.80     |             |
| A10100    | 170481       | 05/17/2018  | 05/22/2018   | 00017385 ADVANCED TURF SOLUTIONS,  | 486.00    |             |
| A10100    | 170482       | 05/17/2018  | 05/31/2018   | 00018306 HALLENROSS AND ASSOCIATES | 109.73    |             |
| A10100    | 170483       | 05/17/2018  | 05/21/2018   | 00018367 HAMILTON COUNTY ESC       | 13,907.00 |             |
| A10100    | 170485       | 05/17/2018  | 05/22/2018   | 00019412 SAM'S CLUB/SYNCHRONY BANK | 969.09    |             |
| A10100    | 170486       | 05/17/2018  | 05/23/2018   | 00019504 OFFICE DEPOT              | 609.30    |             |
| A10100    | 170487       | 05/17/2018  | 05/21/2018   | 00020747 JOSTENS                   | 16.81     |             |
| A10100    | 170488       | 05/17/2018  | 05/21/2018   | 00020758 BLICK ART MATERIALS LLC   | 265.49    |             |
| A10100    | 170489       | 05/17/2018  | 05/22/2018   | 00021075 CAPITOL OFFICE SUPPLY     | 59.97     |             |
| A10100    | 170490       | 05/17/2018  | 05/23/2018   | 00021752 ELITE FIRE SERVICES       | 360.00    |             |
| A10100    | 170491       | 05/17/2018  |              | 00021949 DAVE HUSTON               |           | 60.00       |
| A10100    | 170492       | 05/17/2018  |              | 00022194 CHRIS LUDBAN              |           | 25.00       |
| A10100    | 170493       | 05/17/2018  | 05/22/2018   | 00022388 REITER DAIRY              | 280.05    |             |
| A10100    | 170494       | 05/17/2018  | 05/22/2018   | 00022518 COLUMBUS ELECTRICAL WORKS | 266.67    |             |
| A10100    | 170495       | 05/17/2018  | 05/21/2018   | 00022610 RICH & GILLIS LAW GROUP   | 13,970.90 |             |
| A10100    | 170496       | 05/17/2018  | 05/29/2018   | 00022757 KUTA SOFTWARE             | 1,735.00  |             |
| A10100    | 170497       | 05/17/2018  | 05/22/2018   | 00022969 HEALY AWARDS INC.         | 39.57     |             |
| A10100    | 170498       | 05/17/2018  | 05/21/2018   | 00023122 KROGER - PHARMACY         | 1,680.00  |             |
| A10100    | 170499       | 05/17/2018  | 05/18/2018   | 00023204 AMY CASE                  | 25.00     |             |
| A10100    | 170500       | 05/17/2018  |              | 00023222 MARK TREMAYNE             |           | 25.00       |
| A10100    | 170501       | 05/17/2018  |              | 00023355 BUCKEYE MAINTENANCE SERVI |           | 4,000.00    |
| A10100    | 170502       | 05/17/2018  | 05/25/2018   | 00023397 STEPHANIE BORLAZA         | 25.00     |             |
| A10100    | 170504       | 05/17/2018  | 05/22/2018   | 00023438 L & S TERMITE & PEST CONT | 1,507.00  |             |
| A10100    | 170505       | 05/17/2018  | 05/23/2018   | 00023552 HENRY SCHEIN INC.         | 274.24    |             |
| A10100    | 170506       | 05/17/2018  |              | 00023555 EXEMPLARS INC.            |           | 15,510.00   |
| A10100    | 170507       | 05/17/2018  | 05/22/2018   | 00023651 MATT RYAN MOBILE DJ       | 500.00    |             |
| A10100    | 170508       | 05/17/2018  | 05/22/2018   | 00023737 FSP EXCAVATING            | 700.00    |             |
| A10100    | 170509       | 05/17/2018  | 05/22/2018   | 00023821 IMAGINE LEARNING INC.     | 4,000.00  |             |
| A10100    | 170510       | 05/17/2018  | 05/23/2018   | 00023989 PARALLAX                  | 94.10     |             |
| A10100    | 170512       | 05/17/2018  | 05/21/2018   | 00024140 JANTON COMPANY            | 1,294.40  |             |
| A10100    | 170513       | 05/17/2018  | 05/21/2018   | 00024238 ARCHIE ARMENTROUT         | 60.00     |             |
| A10100    | 170514       | 05/17/2018  |              | 00024473 MATT SPARKS               |           | 25.00       |
| A10100    | 170515       | 05/17/2018  | 05/18/2018   | 00024560 STACIE RATERMAN           | 60.00     |             |
| A10100    | 170516       | 05/17/2018  | 05/22/2018   | 00024669 SYNTERO INC.              | 1,000.00  |             |
| A10100    | 170517       | 05/17/2018  |              | 00024699 TREMONT CLUB MASTER ASSOC |           | 128.00      |
| A10100    | 170518       | 05/17/2018  | 05/21/2018   | 00024955 NAPA AUTO PARTS           | 3,959.19  |             |
| A10100    | 170519       | 05/17/2018  | 05/30/2018   | 00025027 GREEN AND SONS LTD        | 146.98    |             |
| A10100    | 170520       | 05/17/2018  | 05/29/2018   | 00025130 INTERPRETING PLUS LLC     | 3,234.00  |             |
| A10100    | 170521       | 05/17/2018  | 05/21/2018   | 00025176 CHRISTY DAMERON           | 455.89    |             |
| A10100    | 170522       | 05/17/2018  |              | 00025259 SAMANTHA ALTHOUSE         |           | 25.00       |

SELECTION CRITERIA: transact.period='11' and transact.fund<>'0049006'

FUND/SCC - 0010000 - GENERAL FUND

| CASH ACCT | CHECK NUMBER | DATE ISSUED | DATE CLEARED | VENDOR                             | CLEARED   | OUTSTANDING |
|-----------|--------------|-------------|--------------|------------------------------------|-----------|-------------|
| A10100    | 170523       | 05/17/2018  | 05/23/2018   | 00025308 KIDBLOG INC.              | 7,733.00  |             |
| A10100    | 170524       | 05/17/2018  | 05/21/2018   | 00025395 CHRIS CAKES               | 335.00    |             |
| A10100    | 170525       | 05/17/2018  | 05/30/2018   | 00025490 ADVANCED ANIMAL REMOVAL P | 1,625.00  |             |
| A10100    | 170526       | 05/17/2018  | 05/23/2018   | 00025498 PENCHURA LLC              | 367.79    |             |
| A10100    | 170527       | 05/17/2018  | 05/23/2018   | 00025640 APPLIED MAINTENANCE SUPPL | 200.46    |             |
| A10100    | 170529       | 05/17/2018  |              | 00025786 SENSATIONAL BRAIN LLC     |           | 750.00      |
| A10100    | 170531       | 05/17/2018  | 05/21/2018   | 00025867 CALEB CROWLEY             | 50.00     |             |
| A10100    | 170532       | 05/17/2018  | 05/21/2018   | 00026024 BOBEXCEL, LLC             | 1,123.00  |             |
| A10100    | 170533       | 05/17/2018  | 05/21/2018   | 00026138 LORI GASE LUDWIG CONSULTI | 10,000.00 |             |
| A10100    | 170534       | 05/17/2018  | 05/25/2018   | 00026173 FRANKLIN CO COURT OF COMM | 14,104.00 |             |
| A10100    | 170535       | 05/17/2018  | 05/18/2018   | 00026179 ANTHONY INGHAM            | 250.00    |             |
| A10100    | 170536       | 05/17/2018  | 05/25/2018   | 00026239 JACOB COVER               | 500.00    |             |
| A10100    | 170537       | 05/17/2018  |              | 00026240 SHANNON DEVITT            |           | 500.00      |
| A10100    | 170538       | 05/17/2018  |              | 00026242 ANDREA GARNETT            |           | 23.92       |
| A10100    | 170539       | 05/17/2018  | 05/23/2018   | 807600 KEN SAUNDERS                | 6.00      |             |
| A10100    | 170626       | 05/18/2018  | 05/21/2018   | 807957 AMY MARSHALL                | 79.00     |             |
| A10100    | 170627       | 05/18/2018  | 05/21/2018   | 807978 KRISTEN PETERSEN            | 79.00     |             |
| A10100    | 170628       | 05/18/2018  | 05/21/2018   | 807985 BETH BOWZER                 | 30.00     |             |
| A10100    | 170629       | 05/18/2018  | 05/21/2018   | 808087 LOGAN SAUER                 | 158.00    |             |
| A10100    | 170630       | 05/18/2018  |              | 808088 MARY BAPU-TAMASKAR          |           | 158.00      |
| A10100    | 170631       | 05/18/2018  |              | 808089 JENNY TIGHE                 |           | 158.00      |
| A10100    | 170632       | 05/18/2018  | 05/25/2018   | 808090 RANA FARNAZ                 | 158.00    |             |
| A10100    | 170633       | 05/18/2018  | 05/21/2018   | 808091 ANTHONY FULAY               | 79.00     |             |
| A10100    | 170634       | 05/18/2018  |              | 808092 DOMINIQUE BENSON            |           | 79.00       |
| A10100    | 170635       | 05/18/2018  |              | 808093 ROY BAUCHMOYER              |           | 79.00       |
| A10100    | 170636       | 05/18/2018  | 05/30/2018   | 808094 AMY SWANK                   | 90.00     |             |
| A10100    | 170637       | 05/18/2018  | 05/21/2018   | 808095 JOHN DELEO                  | 18.00     |             |
| A10100    | 170638       | 05/18/2018  |              | 808096 LAMARR DESLANDES            |           | 5.80        |
| A10100    | 170639       | 05/24/2018  | 05/29/2018   | 00000034 CAROLINA BIOLOGICAL SUPPL | 1,284.88  |             |
| A10100    | 170640       | 05/24/2018  | 05/29/2018   | 00000215 HOUGHTON MIFFLIN CO       | 17,600.00 |             |
| A10100    | 170641       | 05/24/2018  |              | 00000367 POSTMASTER                |           | 225.00      |
| A10100    | 170642       | 05/24/2018  | 05/30/2018   | 00000762 HILLIARD LAWN AND GARDEN  | 54.22     |             |
| A10100    | 170643       | 05/24/2018  | 05/30/2018   | 00001842 TOLEDO PE SUPPLY          | 837.67    |             |
| A10100    | 170644       | 05/24/2018  |              | 00003833 WEST MUSIC CO.            |           | 1,395.80    |
| A10100    | 170645       | 05/24/2018  | 05/30/2018   | 00003911 FERGUSON ENTERPRISES INC  | 82.73     |             |
| A10100    | 170646       | 05/24/2018  |              | 00004494 STAR BEACON PRODUCTS CO.  |           | 127.60      |
| A10100    | 170647       | 05/24/2018  | 05/29/2018   | 00004711 FOLLETT SOFTWARE COMPANY  | 566.20    |             |
| A10100    | 170648       | 05/24/2018  |              | 00004842 OHIO DEPT OF JOB & FAMILY |           | 46.07       |
| A10100    | 170649       | 05/24/2018  | 05/31/2018   | 00004968 TEACHERS DISCOVERY        | 110.91    |             |
| A10100    | 170650       | 05/24/2018  | 05/30/2018   | 00005065 FARNHAM EQUIPMENT CO.     | 1,036.00  |             |
| A10100    | 170652       | 05/24/2018  | 05/30/2018   | 00005148 COLUMBIA GAS OF OHIO INC  | 10,875.89 |             |
| A10100    | 170653       | 05/24/2018  | 05/29/2018   | 00005630 GLOCKNER OIL COMPANY      | 583.34    |             |
| A10100    | 170654       | 05/24/2018  |              | 00005667 UNITED PARCEL SERVICE     |           | 11.17       |
| A10100    | 170655       | 05/24/2018  | 05/29/2018   | 00006660 ORIENTAL TRADING          | 364.85    |             |
| A10100    | 170656       | 05/24/2018  | 05/29/2018   | 00006732 COPCO ELECTRONICS         | 199.71    |             |
| A10100    | 170657       | 05/24/2018  | 05/29/2018   | 00006978 CARDINAL BUS SALES & SERV | 161.76    |             |
| A10100    | 170658       | 05/24/2018  |              | 00007135 STARR AWARDS & GIFTS      |           | 60.00       |
| A10100    | 170659       | 05/24/2018  |              | 00007256 OHIO CAPITAL CONFERENCE   |           | 346.00      |
| A10100    | 170660       | 05/24/2018  | 05/31/2018   | 00007269 OHIO BUREAU OF CRIMINAL I | 2,174.00  |             |
| A10100    | 170661       | 05/24/2018  |              | 00008064 SCOTT SCRIVEN LLP         |           | 11,496.50   |
| A10100    | 170662       | 05/24/2018  | 05/29/2018   | 00008363 PROGRESS SUPPLY CO.       | 1,809.38  |             |
| A10100    | 170663       | 05/24/2018  | 05/29/2018   | 00008444 FYDA FREIGHTLINER         | 145.45    |             |
| A10100    | 170664       | 05/24/2018  | 05/29/2018   | 00008870 FISHER SCIENTIFIC         | 2,133.04  |             |
| A10100    | 170665       | 05/24/2018  |              | 00009268 TREAS STATE OF OHIO ELEV  |           | 482.00      |

SELECTION CRITERIA: transact.period='11' and transact.fund<>'0049006'

FUND/SCC - 0010000 - GENERAL FUND

| CASH ACCT | CHECK NUMBER | DATE ISSUED | DATE CLEARED | VENDOR                             | CLEARED   | OUTSTANDING |
|-----------|--------------|-------------|--------------|------------------------------------|-----------|-------------|
| A10100    | 170666       | 05/24/2018  | 05/29/2018   | 00009365 DONATOS PIZZA             | 85.30     |             |
| A10100    | 170667       | 05/24/2018  | 05/29/2018   | 00009711 SCHOOL HEALTH             | 137.68    |             |
| A10100    | 170668       | 05/24/2018  | 05/31/2018   | 00009777 SUPERGAMES                | 2,495.00  |             |
| A10100    | 170669       | 05/24/2018  | 05/29/2018   | 00009880 DAKTRONICS SALES & SERVIC | 27,824.00 |             |
| A10100    | 170670       | 05/24/2018  | 05/30/2018   | 00011501 PEARSON EDUCATION         | 6,068.25  |             |
| A10100    | 170672       | 05/24/2018  | 05/29/2018   | 00011824 STAPLES BUSINESS ADVANTAG | 6,914.07  |             |
| A10100    | 170673       | 05/24/2018  |              | 00013140 PICKERINGTON CENTRAL HS   |           | 200.00      |
| A10100    | 170674       | 05/24/2018  | 05/31/2018   | 00013313 STENHOUSE PUBLISHERS      | 375.00    |             |
| A10100    | 170675       | 05/24/2018  |              | 00013365 DUBLIN COFFMAN HIGH SCHOO |           | 200.00      |
| A10100    | 170676       | 05/24/2018  |              | 00013572 WORTHINGWAY MIDDLE SCHOOL |           | 100.00      |
| A10100    | 170677       | 05/24/2018  | 05/29/2018   | 00014040 TOM SEXTON & ASSOC.       | 1,235.83  |             |
| A10100    | 170678       | 05/24/2018  | 05/30/2018   | 00014233 CDW-G                     | 95.53     |             |
| A10100    | 170679       | 05/24/2018  | 05/25/2018   | 00015348 PANERA BREAD              | 68.72     |             |
| A10100    | 170680       | 05/24/2018  |              | 00015574 AQUARIUM ADVENTURE        |           | 714.25      |
| A10100    | 170681       | 05/24/2018  |              | 00015673 HEALTHCARE PROCESS        |           | 10,000.00   |
| A10100    | 170682       | 05/24/2018  |              | 00017063 PICKERINGTON NORTH HIGH S |           | 150.00      |
| A10100    | 170683       | 05/24/2018  | 05/29/2018   | 00017420 MAKOY CENTER INC.         | 2,400.00  |             |
| A10100    | 170684       | 05/24/2018  | 05/29/2018   | 00017486 OLENTANGY LIBERTY HIGH SC | 200.00    |             |
| A10100    | 170685       | 05/24/2018  |              | 00017570 GENESIS BUILDING SYSTEMS  |           | 325.00      |
| A10100    | 170687       | 05/24/2018  |              | 00018785 YMCA OF CENTRAL OHIO      |           | 320.00      |
| A10100    | 170688       | 05/24/2018  |              | 00019168 WAYNE HIGH SCHOOL         |           | 350.00      |
| A10100    | 170689       | 05/24/2018  | 05/29/2018   | 00019504 OFFICE DEPOT              | 160.90    |             |
| A10100    | 170690       | 05/24/2018  | 05/29/2018   | 00020843 MCPC IMAGING AND PRINTING | 1,271.97  |             |
| A10100    | 170691       | 05/24/2018  | 05/29/2018   | 00020872 STEVEN C. GUY PHD         | 9,000.00  |             |
| A10100    | 170692       | 05/24/2018  |              | 00020880 EDUCATIONAL FURNITURE     |           | 1,431.00    |
| A10100    | 170693       | 05/24/2018  | 05/29/2018   | 00021665 WT COX SUBSCRIPTIONS      | 286.49    |             |
| A10100    | 170694       | 05/24/2018  | 05/31/2018   | 00021757 ROCK'S TRAILER SALES, INC | 4,534.00  |             |
| A10100    | 170695       | 05/24/2018  |              | 00021806 DUBLIN DAVIS MIDDLE SCHOO |           | 175.00      |
| A10100    | 170697       | 05/24/2018  |              | 00022467 LINDA MOSBACHER           |           | 587.50      |
| A10100    | 170698       | 05/24/2018  | 05/29/2018   | 00022518 COLUMBUS ELECTRICAL WORKS | 762.05    |             |
| A10100    | 170699       | 05/24/2018  | 05/31/2018   | 00022563 STUDIES WEEKLY            | 682.50    |             |
| A10100    | 170701       | 05/24/2018  | 05/30/2018   | 00023634 JOHN R GREEN COMPANY      | 645.58    |             |
| A10100    | 170702       | 05/24/2018  | 05/30/2018   | 00023681 ROMEO'S PIZZA             | 568.48    |             |
| A10100    | 170703       | 05/24/2018  |              | 00023721 DUBLIN COFFMAN GIRL'S     |           | 175.00      |
| A10100    | 170704       | 05/24/2018  | 05/30/2018   | 00024013 BUCKEYE CERAMIC SUPPLY    | 214.78    |             |
| A10100    | 170705       | 05/24/2018  | 05/29/2018   | 00024077 NATHAN KING               | 848.15    |             |
| A10100    | 170706       | 05/24/2018  | 05/30/2018   | 00024210 NEAL MYERS                | 45.64     |             |
| A10100    | 170707       | 05/24/2018  | 05/31/2018   | 00024534 FIBERTECH TECHNOLOGIES    | 16,086.27 |             |
| A10100    | 170708       | 05/24/2018  | 05/29/2018   | 00024726 DEBBIE'S COSTUME SHOP     | 600.00    |             |
| A10100    | 170709       | 05/24/2018  | 05/30/2018   | 00024815 TOYOTA MATERIAL HANDLING  | 6,617.45  |             |
| A10100    | 170710       | 05/24/2018  | 05/30/2018   | 00025076 GREAT LAKES SPORTS        | 448.21    |             |
| A10100    | 170711       | 05/24/2018  |              | 00025198 DREW SPROUSE              |           | 240.00      |
| A10100    | 170712       | 05/24/2018  |              | 00025367 MATT BEATTY               |           | 53.93       |
| A10100    | 170713       | 05/24/2018  | 05/30/2018   | 00025455 MICHAEL TOROK             | 2,000.00  |             |
| A10100    | 170714       | 05/24/2018  | 05/29/2018   | 00025709 BAKER VEHICLE SYSTEMS INC | 1,042.07  |             |
| A10100    | 170715       | 05/24/2018  |              | 00025796 BO JACKSON'S ELITE SPORTS |           | 390.00      |
| A10100    | 170718       | 05/24/2018  | 05/29/2018   | 00025837 DIGITAL PRINT SOLUTIONS   | 11.97     |             |
| A10100    | 170719       | 05/24/2018  | 05/31/2018   | 00025854 DUBLIN SCIOTO LACROSSE BO | 85.00     |             |
| A10100    | 170720       | 05/24/2018  |              | 00026010 LEARNING LAB CONSULTING   |           | 3,200.00    |
| A10100    | 170721       | 05/24/2018  |              | 00026097 SERVE IT UP OFFICIATING   |           | 50.00       |
| A10100    | 170722       | 05/24/2018  | 05/29/2018   | 00026132 CHRIS CLIFTON             | 509.21    |             |
| A10100    | 170723       | 05/24/2018  |              | 00026146 THE LITERACY CONSORTIUM   |           | 1,400.00    |
| A10100    | 170724       | 05/24/2018  |              | 00026164 OHIO MACHINE              |           | 97.50       |
| A10100    | 170725       | 05/24/2018  | 05/30/2018   | 00026192 DRAKE DANCE ACADEMY       | 1,500.00  |             |

POWERSCHOOL LLC  
 DATE: 06/06/2018  
 TIME: 09:57:40

HILLIARD CITY SCHOOL DISTRICT  
 OUTSTANDING CHECKS

PAGE NUMBER: 9  
 ACCTPA21  
 ACCOUNTING PERIOD: 12/18

SELECTION CRITERIA: transact.period='11' and transact.fund<>'0049006'

FUND/SCC - 0010000 - GENERAL FUND

| CASH ACCT | CHECK NUMBER | DATE ISSUED | DATE CLEARED | VENDOR                             | CLEARED  | OUTSTANDING |
|-----------|--------------|-------------|--------------|------------------------------------|----------|-------------|
| A10100    | 170726       | 05/24/2018  | 05/25/2018   | 00026220 JOY MILLER                | 4,230.34 |             |
| A10100    | 170727       | 05/24/2018  |              | 00026221 KATHY WILLIAMS            |          | 4,230.34    |
| A10100    | 170728       | 05/24/2018  |              | 00026247 LINDA RODGERS             |          | 72.53       |
| A10100    | 170729       | 05/24/2018  |              | 00507143 LARRY BLACK               |          | 100.00      |
| A10100    | 170815       | 05/30/2018  |              | PY327 LANCASTER CITY INCOME TAX    |          | 21.22       |
| A10100    | 170848       | 05/31/2018  |              | 00000762 HILLIARD LAWN AND GARDEN  |          | 65.03       |
| A10100    | 170850       | 05/31/2018  |              | 00008549 STERLING PAPER CO.        |          | 20,822.27   |
| A10100    | 170851       | 05/31/2018  |              | 00011513 ABLE PRINTING COMPANY     |          | 615.39      |
| A10100    | 170852       | 05/31/2018  |              | 00019056 WORKHEALTH                |          | 1,060.00    |
| A10100    | 170853       | 05/31/2018  |              | 00020245 RICHARD COWLES            |          | 490.00      |
| A10100    | 170854       | 05/31/2018  |              | 00021699 NANCY PRATT               |          | 1,330.00    |
| A10100    | 170855       | 05/31/2018  |              | 00021907 SUSIE GETTINGER           |          | 710.00      |
| A10100    | 170856       | 05/31/2018  |              | 00022912 GLOBAL EQUIPMENT COMPANY  |          | 2,107.25    |
| A10100    | 170857       | 05/31/2018  |              | 00023226 LAUREN VOLBERT            |          | 70.00       |
| A10100    | 170858       | 05/31/2018  |              | 00023549 SUE BEAVERS               |          | 105.00      |
| A10100    | 170859       | 05/31/2018  |              | 00023617 REPUBLIC SERVICES         |          | 10,047.68   |
| A10100    | 170860       | 05/31/2018  |              | 00024140 JANTON COMPANY            |          | 4,297.60    |
| A10100    | 170861       | 05/31/2018  |              | 00024653 SCOTT FRISKY              |          | 35.00       |
| A10100    | 170862       | 05/31/2018  |              | 00024654 MARY BETH BASIL           |          | 190.00      |
| A10100    | 170863       | 05/31/2018  |              | 00024710 GAGE VOLBERT              |          | 355.00      |
| A10100    | 170864       | 05/31/2018  |              | 00025027 GREEN AND SONS LTD        |          | 149.45      |
| A10100    | 170865       | 05/31/2018  |              | 00025093 LINNET KNIGHT             |          | 330.00      |
| A10100    | 170866       | 05/31/2018  |              | 00025113 ULINE INC.                |          | 903.18      |
| A10100    | 170867       | 05/31/2018  |              | 00025710 ANDREA GEIST              |          | 305.00      |
| A10100    | 170868       | 05/31/2018  |              | 00026036 PATSY PRICE               |          | 305.00      |
| A10100    | 170869       | 05/31/2018  |              | 00026047 REID HOLLINGER            |          | 360.00      |
| A10100    | 170870       | 05/31/2018  |              | 00026096 SCOTT GETTINGER           |          | 285.00      |
| A10100    | 170871       | 05/31/2018  |              | 00026113 TERESE LORD               |          | 430.00      |
| A10100    | 170872       | 05/31/2018  |              | 00026247 LINDA RODGERS             |          | 315.00      |
| A10100    | 170873       | 05/31/2018  |              | 00507075 JIM HOBLER                |          | 795.00      |
| A10100    | 170881       | 05/31/2018  |              | 00000034 CAROLINA BIOLOGICAL SUPPL |          | 263.29      |
| A10100    | 170882       | 05/31/2018  |              | 00000215 HOUGHTON MIFFLIN CO       |          | 17,009.49   |
| A10100    | 170883       | 05/31/2018  |              | 00002115 AP EXAMS                  |          | 46,967.00   |
| A10100    | 170884       | 05/31/2018  |              | 00003326 SOCIAL STUDIES SCHOOL SER |          | 159.60      |
| A10100    | 170885       | 05/31/2018  |              | 00004481 FLINN SCIENTIFIC INC.     |          | 754.06      |
| A10100    | 170886       | 05/31/2018  |              | 00005423 GOPHER SPORT              |          | 1,269.80    |
| A10100    | 170887       | 05/31/2018  |              | 00005532 I-SUPPLY                  |          | 1,598.09    |
| A10100    | 170888       | 05/31/2018  |              | 00005667 UNITED PARCEL SERVICE     |          | 33.25       |
| A10100    | 170889       | 05/31/2018  |              | 00006333 DAYTON MICROSCOPE & SUPPL |          | 1,880.00    |
| A10100    | 170890       | 05/31/2018  |              | 00006683 MUSIC IS ELEMENTARY       |          | 301.35      |
| A10100    | 170892       | 05/31/2018  |              | 00007135 STARR AWARDS & GIFTS      |          | 4.00        |
| A10100    | 170893       | 05/31/2018  |              | 00007596 DER DUTCHMAN RESTAURANT   |          | 26.98       |
| A10100    | 170894       | 05/31/2018  |              | 00008478 WAL-MART                  |          | 14,145.69   |
| A10100    | 170895       | 05/31/2018  |              | 00009365 DONATOS PIZZA             |          | 233.62      |
| A10100    | 170896       | 05/31/2018  |              | 00009711 SCHOOL HEALTH             |          | 357.42      |
| A10100    | 170897       | 05/31/2018  |              | 00010737 MUSIC THEATRE INTERNATION |          | 75.00       |
| A10100    | 170898       | 05/31/2018  |              | 00011824 STAPLES BUSINESS ADVANTAG |          | 1,592.10    |
| A10100    | 170899       | 05/31/2018  |              | 00014254 PHOTO WAREHOUSE           |          | 2,547.63    |
| A10100    | 170900       | 05/31/2018  |              | 00015348 PANERA BREAD              |          | 523.21      |
| A10100    | 170901       | 05/31/2018  |              | 00018306 HALLENROSS AND ASSOCIATES |          | 57.00       |
| A10100    | 170902       | 05/31/2018  |              | 00018587 BETI BOSKOVSKA            |          | 170.89      |
| A10100    | 170904       | 05/31/2018  |              | 00019534 DIDAX INC.                |          | 169.55      |
| A10100    | 170905       | 05/31/2018  |              | 00020748 JOSTENS                   |          | 22.90       |
| A10100    | 170906       | 05/31/2018  |              | 00020843 MCPC IMAGING AND PRINTING |          | 130.23      |

POWERSCHOOL LLC  
 DATE: 06/06/2018  
 TIME: 09:57:40

HILLIARD CITY SCHOOL DISTRICT  
 OUTSTANDING CHECKS

PAGE NUMBER: 10  
 ACCTPA21  
 ACCOUNTING PERIOD: 12/18

SELECTION CRITERIA: transact.period='11' and transact.fund<>'0049006'

FUND/SCC - 0010000 - GENERAL FUND

| CASH ACCT | CHECK NUMBER | DATE ISSUED | DATE CLEARED | VENDOR                             | CLEARED    | OUTSTANDING |
|-----------|--------------|-------------|--------------|------------------------------------|------------|-------------|
| A10100    | 170907       | 05/31/2018  |              | 00020872 STEVEN C. GUY PHD         |            | 4,600.00    |
| A10100    | 170908       | 05/31/2018  |              | 00021950 ANN BAKER                 |            | 105.00      |
| A10100    | 170909       | 05/31/2018  |              | 00022267 RAINBOW PRINTING          |            | 350.00      |
| A10100    | 170910       | 05/31/2018  |              | 00022388 REITER DAIRY              |            | 549.31      |
| A10100    | 170911       | 05/31/2018  |              | 00022481 OAKSTONE ACADEMY          |            | 253.39      |
| A10100    | 170912       | 05/31/2018  |              | 00023267 HAUGLAND LEARNING CENTER  |            | 13,400.00   |
| A10100    | 170913       | 05/31/2018  |              | 00023352 BRICKS 'R US              |            | 107.00      |
| A10100    | 170914       | 05/31/2018  |              | 00023458 BRAINPOP                  |            | 1,595.00    |
| A10100    | 170915       | 05/31/2018  |              | 00023472 FBLA-PBL                  |            | 117.00      |
| A10100    | 170916       | 05/31/2018  |              | 00023552 HENRY SCHEIN INC.         |            | 2,705.88    |
| A10100    | 170917       | 05/31/2018  |              | 00023873 BRIDGEWAY ACADEMY         |            | 15,603.00   |
| A10100    | 170918       | 05/31/2018  |              | 00024013 BUCKEYE CERAMIC SUPPLY    |            | 1,536.38    |
| A10100    | 170919       | 05/31/2018  |              | 00024018 STOLLER ENTERPRISES       |            | 832.91      |
| A10100    | 170920       | 05/31/2018  |              | 00024239 BRIAR PATCH RANCH FOR KID |            | 7,500.00    |
| A10100    | 170921       | 05/31/2018  |              | 00024362 BIO-RAD LABORATORIES      |            | 213.00      |
| A10100    | 170922       | 05/31/2018  |              | 00024394 IXL LEARNING              |            | 1,360.00    |
| A10100    | 170923       | 05/31/2018  |              | 00024576 STEP BY STEP ACADEMY INC  |            | 4,750.00    |
| A10100    | 170924       | 05/31/2018  |              | 00024624 JODI KORBAS               |            | 24.74       |
| A10100    | 170925       | 05/31/2018  |              | 00024945 CINDI CLIFFORD            |            | 18.64       |
| A10100    | 170926       | 05/31/2018  |              | 00024964 EDUCATIONAL PARTNERSHIP I |            | 10,000.00   |
| A10100    | 170927       | 05/31/2018  |              | 00025395 CHRIS CAKES               |            | 1,052.50    |
| A10100    | 170928       | 05/31/2018  |              | 00025678 CHRIS SHANE COMPANY LLC   |            | 796.40      |
| A10100    | 170929       | 05/31/2018  |              | 00025763 HIGHLAND COMMUNITY LEARNI |            | 8,325.35    |
| A10100    | 170930       | 05/31/2018  |              | 00025766 NAVIANCE INC.             |            | 3,983.15    |
| A10100    | 170931       | 05/31/2018  |              | 00026017 MELISSA WILSON            |            | 1,500.00    |
| A10100    | 170932       | 05/31/2018  |              | 00026030 SADDLEBACK EDUCATIONAL, I |            | 817.49      |
| A10100    | 170933       | 05/31/2018  |              | 00026175 PAUL L HARRIS SPORTS LLC  |            | 1,542.75    |
| A10100    | 170934       | 05/31/2018  |              | 00026223 SANDS DECKER CPS, LLC     |            | 1,400.00    |
| A10100    | 170935       | 05/31/2018  |              | 00026234 MATH STICKERS, INC.       |            | 269.00      |
| A10100    | 170936       | 05/31/2018  |              | 00026237 GEauga COUNTY EDUCATIONAL |            | 2,175.00    |
| A10100    | 170937       | 05/31/2018  |              | 00026254 LRP CONFERENCES, LLC      |            | 7,522.50    |
| A10100    | 170938       | 05/31/2018  |              | 00026255 JAMES VAWTER              |            | 4,324.98    |
| A10100    | 170939       | 05/31/2018  |              | 00501798 MARK SPICER               |            | 390.00      |
| A10100    | 170940       | 05/31/2018  |              | 802919 AETNA                       |            | 304.20      |
| A10100    | V170211      | 05/02/2018  | 05/02/2018   | 00000103 DEMCO INC.                | 6,582.17   |             |
| A10100    | V170212      | 05/02/2018  | 05/02/2018   | 00000130 FREY SCIENTIFIC CO.       | 115.17     |             |
| A10100    | V170213      | 05/02/2018  | 05/02/2018   | 00000383 STANTON'S SHEET MUSIC     | 847.59     |             |
| A10100    | V170214      | 05/02/2018  | 05/02/2018   | 00001278 W.W. GRAINGER             | 69.94      |             |
| A10100    | V170215      | 05/02/2018  | 05/02/2018   | 00001539 COLUMBUS CLAY CO.         | 313.91     |             |
| A10100    | V170216      | 05/02/2018  | 05/02/2018   | 00002319 KROGER CO.                | 4,622.10   |             |
| A10100    | V170217      | 05/02/2018  | 05/02/2018   | 00003027 LOEB ELECTRIC             | 1,433.81   |             |
| A10100    | V170218      | 05/02/2018  | 05/02/2018   | 00004969 SCHOLASTIC BOOK CLUBS IN  | 50.00      |             |
| A10100    | V170219      | 05/02/2018  | 05/02/2018   | 00006066 GOLDEN BEAR LOCK & SAFE   | 106.20     |             |
| A10100    | V170220      | 05/02/2018  | 05/02/2018   | 00007312 DEBBIE COCHRAN            | 308.75     |             |
| A10100    | V170221      | 05/02/2018  | 05/02/2018   | 00008375 FOLLETT LIBRARY RESOURCES | 2,496.51   |             |
| A10100    | V170222      | 05/02/2018  | 05/02/2018   | 00009148 BECKER'S ELECTRIC         | 581.34     |             |
| A10100    | V170223      | 05/02/2018  | 05/02/2018   | 00009150 ESC OF CENTRAL OHIO       | 946,910.00 |             |
| A10100    | V170224      | 05/02/2018  | 05/02/2018   | 0010310 BATTERIES PLUS             | 6.99       |             |
| A10100    | V170225      | 05/02/2018  | 05/02/2018   | 00010580 REALLY GOOD STUFF         | 456.82     |             |
| A10100    | V170226      | 05/02/2018  | 05/02/2018   | 00010605 ELEVATOR SERVICES         | 2,294.00   |             |
| A10100    | V170227      | 05/02/2018  | 05/02/2018   | 00010745 SOUTHWEST BINDING & LAMIN | 107.80     |             |
| A10100    | V170228      | 05/02/2018  | 05/02/2018   | 00011116 SCHOOL SPECIALTY          | 3,379.31   |             |
| A10100    | V170229      | 05/02/2018  | 05/02/2018   | 00011349 DEAF SERVICES CENTER INC  | 1,900.00   |             |
| A10100    | V170230      | 05/02/2018  | 05/02/2018   | 00014140 ARAMARK                   | 84.00      |             |



POWERSCHOOL LLC  
 DATE: 06/06/2018  
 TIME: 09:57:40

HILLIARD CITY SCHOOL DISTRICT  
 OUTSTANDING CHECKS

PAGE NUMBER: 11  
 ACCTPA21  
 ACCOUNTING PERIOD: 12/18

SELECTION CRITERIA: transact.period='11' and transact.fund<>'0049006'

FUND/SCC - 0010000 - GENERAL FUND

| CASH ACCT | CHECK NUMBER | DATE ISSUED | DATE CLEARED | VENDOR                             | CLEARED   | OUTSTANDING |
|-----------|--------------|-------------|--------------|------------------------------------|-----------|-------------|
| A10100    | V170231      | 05/02/2018  | 05/02/2018   | 00015049 FASTENAL SUPPLIES         | 14.73     |             |
| A10100    | V170233      | 05/02/2018  | 05/02/2018   | 00016567 FRIENDS BUSINESS SOURCE   | 3,291.27  |             |
| A10100    | V170234      | 05/02/2018  | 05/02/2018   | 00021192 PEARSON                   | 910.00    |             |
| A10100    | V170235      | 05/02/2018  | 05/02/2018   | 00022200 ACCESS 2 INTERPRETERS     | 6,601.50  |             |
| A10100    | V170236      | 05/02/2018  | 05/02/2018   | 00022589 MIKE ABRAHAM              | 418.13    |             |
| A10100    | V170237      | 05/02/2018  | 05/02/2018   | 00023265 XTEK PARTNERS             | 248.00    |             |
| A10100    | V170238      | 05/02/2018  | 05/02/2018   | 00023273 AARON COOKSON             | 294.63    |             |
| A10100    | V170239      | 05/02/2018  | 05/02/2018   | 00023825 ALLIED SOURCES            | 3,000.00  |             |
| A10100    | V170240      | 05/02/2018  | 05/02/2018   | 00023915 ROJEN COMPANY             | 243.07    |             |
| A10100    | V170241      | 05/02/2018  | 05/02/2018   | 00024234 EDMENTUM HOLDING INC.     | 480.00    |             |
| A10100    | V170242      | 05/02/2018  | 05/02/2018   | 00024495 RIDDLE INVESTIGATIONS     | 950.00    |             |
| A10100    | V170243      | 05/02/2018  | 05/02/2018   | 00024676 FOLLETT SCHOOL SOLUTIONS  | 4,013.42  |             |
| A10100    | V170244      | 05/02/2018  | 05/02/2018   | 00024767 FUN AND FUNCTION LLC      | 225.92    |             |
| A10100    | V170245      | 05/02/2018  | 05/02/2018   | 00025112 RAFAEL MONTANEZ           | 256.30    |             |
| A10100    | V170246      | 05/02/2018  | 05/02/2018   | 00025216 CAPITAL DOOR SOLUTIONS I  | 696.56    |             |
| A10100    | V170247      | 05/02/2018  | 05/02/2018   | 00025270 CPR - CELL PHONE REPAIR   | 3,513.98  |             |
| A10100    | V170248      | 05/02/2018  | 05/02/2018   | 0026015 SOLIANT HEALTH             | 1,271.25  |             |
| A10100    | V170341      | 05/09/2018  | 05/09/2018   | 00000103 DEMCO INC.                | 2,119.17  |             |
| A10100    | V170342      | 05/09/2018  | 05/09/2018   | 00000130 FREY SCIENTIFIC CO.       | 128.14    |             |
| A10100    | V170343      | 05/09/2018  | 05/09/2018   | 00000369 TRANSPORTATION ACCESSORIE | 412.34    |             |
| A10100    | V170344      | 05/09/2018  | 05/09/2018   | 00000415 WESTWATER SUPPLY CORP     | 159.95    |             |
| A10100    | V170345      | 05/09/2018  | 05/09/2018   | 00001234 GORDON FLESCH CO          | 303.49    |             |
| A10100    | V170346      | 05/09/2018  | 05/09/2018   | 00001278 W.W. GRAINGER             | 135.68    |             |
| A10100    | V170347      | 05/09/2018  | 05/09/2018   | 00001539 COLUMBUS CLAY CO.         | 1,644.67  |             |
| A10100    | V170350      | 05/09/2018  | 05/09/2018   | 00002319 KROGER CO.                | 3,140.33  |             |
| A10100    | V170351      | 05/09/2018  | 05/09/2018   | 00003027 LOEB ELECTRIC             | 54.52     |             |
| A10100    | V170352      | 05/09/2018  | 05/09/2018   | 00003628 COMMERCIAL PARTS & SERV O | 487.85    |             |
| A10100    | V170353      | 05/09/2018  | 05/09/2018   | 00005572 UNITED ART & EDUCATION SU | 138.20    |             |
| A10100    | V170354      | 05/09/2018  | 05/09/2018   | 00006066 GOLDEN BEAR LOCK & SAFE   | 39.00     |             |
| A10100    | V170355      | 05/09/2018  | 05/09/2018   | 00007217 HOME FIELD ADVANTAGE      | 401.00    |             |
| A10100    | V170356      | 05/09/2018  | 05/09/2018   | 00009971 SCOTSMAN MID-OHIO         | 148.38    |             |
| A10100    | V170357      | 05/09/2018  | 05/09/2018   | 00010580 REALLY GOOD STUFF         | 87.32     |             |
| A10100    | V170361      | 05/09/2018  | 05/09/2018   | 00011116 SCHOOL SPECIALTY          | 15,392.89 |             |
| A10100    | V170362      | 05/09/2018  | 05/09/2018   | 00011349 DEAF SERVICES CENTER INC  | 65.00     |             |
| A10100    | V170363      | 05/09/2018  | 05/09/2018   | 00011450 AQUA SCIENCE              | 1,161.60  |             |
| A10100    | V170364      | 05/09/2018  | 05/09/2018   | 00011662 STAPLES PIANO SERVICE     | 340.00    |             |
| A10100    | V170365      | 05/09/2018  | 05/09/2018   | 00016567 FRIENDS BUSINESS SOURCE   | 1,922.03  |             |
| A10100    | V170366      | 05/09/2018  | 05/09/2018   | 00017522 SKINNER DIESEL SERVICE    | 1.56      |             |
| A10100    | V170367      | 05/09/2018  | 05/09/2018   | 00018996 DECKER EQUIPMENT          | 746.59    |             |
| A10100    | V170368      | 05/09/2018  | 05/09/2018   | 00021520 SUSAN DONLEY              | 56.14     |             |
| A10100    | V170369      | 05/09/2018  | 05/09/2018   | 00022154 KELLY RILEY               | 301.77    |             |
| A10100    | V170370      | 05/09/2018  | 05/09/2018   | 00022266 BUCKEYE BRASS & WINDS     | 7,700.00  |             |
| A10100    | V170371      | 05/09/2018  | 05/09/2018   | 00022564 W.D. TIRE SERVICE CENTER  | 1,702.16  |             |
| A10100    | V170372      | 05/09/2018  | 05/09/2018   | 00022594 MIKE MCDONOUGH            | 158.65    |             |
| A10100    | V170373      | 05/09/2018  | 05/09/2018   | 00022627 MONK'S COPY SHOP          | 329.19    |             |
| A10100    | V170374      | 05/09/2018  | 05/09/2018   | 00023265 XTEK PARTNERS             | 72.00     |             |
| A10100    | V170375      | 05/09/2018  | 05/09/2018   | 00023751 MODERN OFFICE METHODS     | 162.61    |             |
| A10100    | V170376      | 05/09/2018  | 05/09/2018   | 00023849 ANDREA CUNNINGHAM         | 52.32     |             |
| A10100    | V170377      | 05/09/2018  | 05/09/2018   | 00023945 KENNEDY COTTRELL RICHARDS | 3,500.00  |             |
| A10100    | V170378      | 05/09/2018  | 05/09/2018   | 00024262 RUSH TRUCK CENTERS OF OHI | 1,756.40  |             |
| A10100    | V170379      | 05/09/2018  | 05/09/2018   | 00024320 TIMING FIRST              | 400.00    |             |
| A10100    | V170380      | 05/09/2018  | 05/09/2018   | 00024538 COLUMBUS THERAPY ASSOCIAT | 11,812.50 |             |
| A10100    | V170381      | 05/09/2018  | 05/09/2018   | 00024575 HEATHER CONRAD            | 190.16    |             |
| A10100    | V170382      | 05/09/2018  | 05/09/2018   | 00024577 PAYFLEX SYSTEMS USA INC.  | 292.60    |             |

POWERSCHOOL LLC  
DATE: 06/06/2018  
TIME: 09:57:40

HILLIARD CITY SCHOOL DISTRICT  
OUTSTANDING CHECKS

PAGE NUMBER: 12  
ACCTPA21  
ACCOUNTING PERIOD: 12/18

SELECTION CRITERIA: transact.period='11' and transact.fund<>'0049006'

FUND/SCC - 0010000 - GENERAL FUND

| CASH ACCT | CHECK NUMBER | DATE ISSUED | DATE CLEARED | -----VENDOR-----                   | CLEARED    | OUTSTANDING |
|-----------|--------------|-------------|--------------|------------------------------------|------------|-------------|
| A10100    | V170383      | 05/09/2018  | 05/09/2018   | 00024676 FOLLETT SCHOOL SOLUTIONS  | 818.20     |             |
| A10100    | V170384      | 05/09/2018  | 05/09/2018   | 00025112 RAFAEL MONTANEZ           | 96.25      |             |
| A10100    | V170385      | 05/09/2018  | 05/09/2018   | 00025295 STEPHANIE HARTMANN        | 22.24      |             |
| A10100    | V170386      | 05/09/2018  | 05/09/2018   | 00025360 PROLINK HEALTHCARE LLC    | 2,100.00   |             |
| A10100    | V170387      | 05/09/2018  | 05/09/2018   | 00026021 MANSFIELD OIL COMPANY     | 18,691.15  |             |
| A10100    | V170388      | 05/09/2018  | 05/09/2018   | 00026026 LAUREN HICKSON            | 8.07       |             |
| A10100    | V170389      | 05/09/2018  | 05/09/2018   | 00026065 ALISON PELTCS             | 57.99      |             |
| A10100    | V170390      | 05/09/2018  | 05/09/2018   | 00026068 ELLEN HOLLAND             | 69.70      |             |
| A10100    | V170391      | 05/09/2018  | 05/09/2018   | 0026015 SOLIANT HEALTH             | 1,271.25   |             |
| A10100    | V170540      | 05/17/2018  | 05/17/2018   | 00000103 DEMCO INC.                | 2,310.55   |             |
| A10100    | V170541      | 05/17/2018  | 05/17/2018   | 00000130 FREY SCIENTIFIC CO.       | 704.99     |             |
| A10100    | V170542      | 05/17/2018  | 05/17/2018   | 00000369 TRANSPORTATION ACCESSORIE | 863.47     |             |
| A10100    | V170543      | 05/17/2018  | 05/17/2018   | 00000543 BRAD BUTLER & ASSOCIATES  | 3,055.47   |             |
| A10100    | V170544      | 05/17/2018  | 05/17/2018   | 00001278 W.W. GRAINGER             | 2,996.85   |             |
| A10100    | V170545      | 05/17/2018  | 05/17/2018   | 00001539 COLUMBUS CLAY CO.         | 54.00      |             |
| A10100    | V170546      | 05/17/2018  | 05/17/2018   | 00002319 KROGER CO.                | 78.50      |             |
| A10100    | V170547      | 05/17/2018  | 05/17/2018   | 00003027 LOEB ELECTRIC             | 282.99     |             |
| A10100    | V170548      | 05/17/2018  | 05/17/2018   | 00004204 CENTURY EQUIPMENT CO.     | 69.21      |             |
| A10100    | V170549      | 05/17/2018  | 05/17/2018   | 00004895 HEINEMANN ED BOOKS        | 341.00     |             |
| A10100    | V170550      | 05/17/2018  | 05/17/2018   | 00005572 UNITED ART & EDUCATION SU | 499.33     |             |
| A10100    | V170551      | 05/17/2018  | 05/17/2018   | 00006066 GOLDEN BEAR LOCK & SAFE   | 30.75      |             |
| A10100    | V170552      | 05/17/2018  | 05/17/2018   | 00007136 GERMAN'S BUS SALES & SERV | 8,892.34   |             |
| A10100    | V170553      | 05/17/2018  | 05/17/2018   | 00007312 DEBBIE COCHRAN            | 25.00      |             |
| A10100    | V170554      | 05/17/2018  | 05/17/2018   | 00008078 VICKY CLARK               | 25.00      |             |
| A10100    | V170555      | 05/17/2018  | 05/17/2018   | 00008340 MCGRAW-HILL EDUCATION IN  | 25,003.90  |             |
| A10100    | V170556      | 05/17/2018  | 05/17/2018   | 00008375 FOLLETT LIBRARY RESOURCES | 4,005.61   |             |
| A10100    | V170557      | 05/17/2018  | 05/17/2018   | 00008409 RESOURCES FOR READING     | 193.00     |             |
| A10100    | V170558      | 05/17/2018  | 05/17/2018   | 00009971 SCOTSMAN MID-OHIO         | 2,393.97   |             |
| A10100    | V170559      | 05/17/2018  | 05/17/2018   | 00010310 BATTERIES PLUS            | 44.95      |             |
| A10100    | V170560      | 05/17/2018  | 05/17/2018   | 00010580 REALLY GOOD STUFF         | 174.87     |             |
| A10100    | V170561      | 05/17/2018  | 05/17/2018   | 00010750 DISCOUNT SCHOOL SUPPLY    | 2,211.84   |             |
| A10100    | V170562      | 05/17/2018  | 05/17/2018   | 00010960 JOYCE BRICKLEY            | 50.00      |             |
| A10100    | V170563      | 05/17/2018  | 05/17/2018   | 00010981 JAY SMITH                 | 446.79     |             |
| A10100    | V170565      | 05/17/2018  | 05/17/2018   | 00011116 SCHOOL SPECIALTY          | 6,755.10   |             |
| A10100    | V170566      | 05/17/2018  | 05/17/2018   | 00011232 SCHOLASTIC                | 208.78     |             |
| A10100    | V170567      | 05/17/2018  | 05/17/2018   | 00011233 CLASSROOM DIRECT          | 479.42     |             |
| A10100    | V170568      | 05/17/2018  | 05/17/2018   | 00011331 DEB OSBUN                 | 125.62     |             |
| A10100    | V170569      | 05/17/2018  | 05/17/2018   | 00011527 TRISTAR TRANSPORTATION    | 16,947.00  |             |
| A10100    | V170570      | 05/17/2018  | 05/17/2018   | 00013143 ARAMARK - LUNCHROOM SERVI | 209,791.55 |             |
| A10100    | V170571      | 05/17/2018  | 05/17/2018   | 00013407 DAWN SAYRE                | 25.00      |             |
| A10100    | V170572      | 05/17/2018  | 05/17/2018   | 00013991 RICH BOETTNER             | 60.00      |             |
| A10100    | V170573      | 05/17/2018  | 05/17/2018   | 00014140 ARAMARK                   | 251.50     |             |
| A10100    | V170574      | 05/17/2018  | 05/17/2018   | 00014883 SCHOOL PRIDE LIMITED      | 9,985.00   |             |
| A10100    | V170575      | 05/17/2018  | 05/17/2018   | 00014949 CRAIG VROOM               | 50.00      |             |
| A10100    | V170576      | 05/17/2018  | 05/17/2018   | 00015874 ROY WALKER                | 60.00      |             |
| A10100    | V170577      | 05/17/2018  | 05/17/2018   | 00016252 GREG HENNES               | 25.00      |             |
| A10100    | V170579      | 05/17/2018  | 05/17/2018   | 00016567 FRIENDS BUSINESS SOURCE   | 2,381.56   |             |
| A10100    | V170580      | 05/17/2018  | 05/17/2018   | 00016785 EAI EDUCATION             | 436.35     |             |
| A10100    | V170581      | 05/17/2018  | 05/17/2018   | 00017335 STEVE DEDENT              | 39.98      |             |
| A10100    | V170582      | 05/17/2018  | 05/17/2018   | 00017344 MARBLE CLIFF OIL COMPANY  | 3,085.77   |             |
| A10100    | V170583      | 05/17/2018  | 05/17/2018   | 00017449 KAYLA PINNICK             | 25.00      |             |
| A10100    | V170584      | 05/17/2018  | 05/17/2018   | 00019827 NATE BOBEK                | 281.04     |             |
| A10100    | V170585      | 05/17/2018  | 05/17/2018   | 00020058 CORI KINDL                | 25.00      |             |
| A10100    | V170586      | 05/17/2018  | 05/17/2018   | 00020409 CARMEN'S DISTRIBUTION SYS | 2,428.18   |             |

SELECTION CRITERIA: transact.period='11' and transact.fund<>'0049006'

FUND/SCC - 0010000 - GENERAL FUND

| CASH ACCT | CHECK NUMBER | DATE ISSUED | DATE CLEARED | VENDOR                             | CLEARED   | OUTSTANDING |
|-----------|--------------|-------------|--------------|------------------------------------|-----------|-------------|
| A10100    | V170587      | 05/17/2018  | 05/17/2018   | 00021104 MICHAEL HEITZMAN          | 25.00     |             |
| A10100    | V170588      | 05/17/2018  | 05/17/2018   | 00021816 ANITA DALLUGE             | 25.00     |             |
| A10100    | V170589      | 05/17/2018  | 05/17/2018   | 00021946 CATHY REDDING             | 60.00     |             |
| A10100    | V170590      | 05/17/2018  | 05/17/2018   | 00021959 KEVIN LONDON              | 25.00     |             |
| A10100    | V170591      | 05/17/2018  | 05/17/2018   | 00021972 BARRY BAY                 | 50.00     |             |
| A10100    | V170592      | 05/17/2018  | 05/17/2018   | 00022266 BUCKEYE BRASS & WINDS     | 4,573.73  |             |
| A10100    | V170593      | 05/17/2018  | 05/17/2018   | 00022589 MIKE ABRAHAM              | 25.00     |             |
| A10100    | V170594      | 05/17/2018  | 05/17/2018   | 00022594 MIKE MCDONOUGH            | 60.00     |             |
| A10100    | V170595      | 05/17/2018  | 05/17/2018   | 00022600 ELITAIRE INC.             | 2,019.00  |             |
| A10100    | V170596      | 05/17/2018  | 05/17/2018   | 00023107 SHELLI MILLER             | 25.00     |             |
| A10100    | V170597      | 05/17/2018  | 05/17/2018   | 00023273 AARON COOKSON             | 50.00     |             |
| A10100    | V170598      | 05/17/2018  | 05/17/2018   | 00023404 LAUREN SCHMIDT            | 25.00     |             |
| A10100    | V170599      | 05/17/2018  | 05/17/2018   | 00023441 KEVIN BUCHMAN             | 25.00     |             |
| A10100    | V170600      | 05/17/2018  | 05/17/2018   | 00023652 KATIE WINDHAM             | 25.00     |             |
| A10100    | V170601      | 05/17/2018  | 05/17/2018   | 00023825 ALLIED SOURCES            | 4,700.00  |             |
| A10100    | V170602      | 05/17/2018  | 05/17/2018   | 00023849 ANDREA CUNNINGHAM         | 60.00     |             |
| A10100    | V170603      | 05/17/2018  | 05/17/2018   | 00023915 ROJEN COMPANY             | 92.13     |             |
| A10100    | V170604      | 05/17/2018  | 05/17/2018   | 00024075 BRIAN HART                | 25.00     |             |
| A10100    | V170605      | 05/17/2018  | 05/17/2018   | 00024237 KEITH RABLEY              | 60.00     |             |
| A10100    | V170606      | 05/17/2018  | 05/17/2018   | 00024262 RUSH TRUCK CENTERS OF OHI | 2,379.82  |             |
| A10100    | V170607      | 05/17/2018  | 05/17/2018   | 00024286 JACKI PRATI               | 25.00     |             |
| A10100    | V170608      | 05/17/2018  | 05/17/2018   | 00024287 TAMAR CAMPBELL-SAUER      | 25.00     |             |
| A10100    | V170609      | 05/17/2018  | 05/17/2018   | 00024288 JENNIFER LOWERY           | 144.37    |             |
| A10100    | V170610      | 05/17/2018  | 05/17/2018   | 00024433 HERBERT HIGGINBOTHAM JR.  | 25.00     |             |
| A10100    | V170611      | 05/17/2018  | 05/17/2018   | 00024523 GARY HEYDER               | 60.00     |             |
| A10100    | V170612      | 05/17/2018  | 05/17/2018   | 00024676 FOLLETT SCHOOL SOLUTIONS  | 2,826.74  |             |
| A10100    | V170613      | 05/17/2018  | 05/17/2018   | 00024697 MAKERBOT INDUSTRIES       | 545.92    |             |
| A10100    | V170614      | 05/17/2018  | 05/17/2018   | 00024749 MATT TROMBITAS            | 50.00     |             |
| A10100    | V170615      | 05/17/2018  | 05/17/2018   | 00024765 CORT HAMILTON             | 25.00     |             |
| A10100    | V170616      | 05/17/2018  | 05/17/2018   | 00025032 CLIFF HETZEL              | 60.00     |             |
| A10100    | V170617      | 05/17/2018  | 05/17/2018   | 00025216 CAPITAL DOOR SOLUTIONS I  | 295.00    |             |
| A10100    | V170618      | 05/17/2018  | 05/17/2018   | 00025360 PROLINK HEALTHCARE LLC    | 2,506.50  |             |
| A10100    | V170619      | 05/17/2018  | 05/17/2018   | 00025452 SELERIX SYSTEMS INC.      | 7,797.50  |             |
| A10100    | V170620      | 05/17/2018  | 05/17/2018   | 00025469 RYAN YOUNG                | 60.00     |             |
| A10100    | V170621      | 05/17/2018  | 05/17/2018   | 00025637 W.W. WILLIAMS COMPANY LL  | 1,457.49  |             |
| A10100    | V170622      | 05/17/2018  | 05/17/2018   | 00025645 KATE MILLER               | 25.00     |             |
| A10100    | V170623      | 05/17/2018  | 05/17/2018   | 00026021 MANSFIELD OIL COMPANY     | 18,617.40 |             |
| A10100    | V170625      | 05/17/2018  | 05/17/2018   | 0026015 SOLIANT HEALTH             | 1,271.25  |             |
| A10100    | V170730      | 05/24/2018  | 05/24/2018   | 00000369 TRANSPORTATION ACCESSORIE | 544.09    |             |
| A10100    | V170731      | 05/24/2018  | 05/24/2018   | 00001234 GORDON FLESCH CO          | 10.58     |             |
| A10100    | V170732      | 05/24/2018  | 05/24/2018   | 00001278 W.W. GRAINGER             | 118.36    |             |
| A10100    | V170733      | 05/24/2018  | 05/24/2018   | 00001539 COLUMBUS CLAY CO.         | 75.00     |             |
| A10100    | V170734      | 05/24/2018  | 05/24/2018   | 00003628 COMMERCIAL PARTS & SERV O | 243.00    |             |
| A10100    | V170735      | 05/24/2018  | 05/24/2018   | 00004204 CENTURY EQUIPMENT CO.     | 45.19     |             |
| A10100    | V170736      | 05/24/2018  | 05/24/2018   | 00004895 HEINEMANN ED BOOKS        | 1,097.25  |             |
| A10100    | V170738      | 05/24/2018  | 05/24/2018   | 00010310 BATTERIES PLUS            | 123.27    |             |
| A10100    | V170739      | 05/24/2018  | 05/24/2018   | 00010580 REALLY GOOD STUFF         | 617.74    |             |
| A10100    | V170740      | 05/24/2018  | 05/24/2018   | 00010605 ELEVATOR SERVICES         | 1,008.00  |             |
| A10100    | V170741      | 05/24/2018  | 05/24/2018   | 00010976 READY REFRESH             | 140.16    |             |
| A10100    | V170743      | 05/24/2018  | 05/24/2018   | 00011116 SCHOOL SPECIALTY          | 4,708.47  |             |
| A10100    | V170744      | 05/24/2018  | 05/24/2018   | 00011233 CLASSROOM DIRECT          | 170.17    |             |
| A10100    | V170745      | 05/24/2018  | 05/24/2018   | 00013852 POLAR ELECTRO INC. EDUC.  | 814.50    |             |
| A10100    | V170746      | 05/24/2018  | 05/24/2018   | 00014140 ARAMARK                   | 3,933.96  |             |
| A10100    | V170748      | 05/24/2018  | 05/24/2018   | 00016567 FRIENDS BUSINESS SOURCE   | 741.40    |             |

POWERSCHOOL LLC  
 DATE: 06/06/2018  
 TIME: 09:57:40

HILLIARD CITY SCHOOL DISTRICT  
 OUTSTANDING CHECKS

PAGE NUMBER: 14  
 ACCTPA21  
 ACCOUNTING PERIOD: 12/18

SELECTION CRITERIA: transact.period='11' and transact.fund<>'0049006'

FUND/SCC - 0010000 - GENERAL FUND

| CASH ACCT          | CHECK NUMBER | DATE ISSUED | DATE CLEARED | VENDOR                             | CLEARED      | OUTSTANDING |
|--------------------|--------------|-------------|--------------|------------------------------------|--------------|-------------|
| A10100             | V170749      | 05/24/2018  | 05/24/2018   | 00017335 STEVE DEDENT              | 140.33       |             |
| A10100             | V170750      | 05/24/2018  | 05/24/2018   | 00017344 MARBLE CLIFF OIL COMPANY  | 1,819.36     |             |
| A10100             | V170751      | 05/24/2018  | 05/24/2018   | 00018677 TROY FILTERS              | 1,021.44     |             |
| A10100             | V170752      | 05/24/2018  | 05/24/2018   | 00019935 TEAM SPORTS               | 3,749.80     |             |
| A10100             | V170754      | 05/24/2018  | 05/24/2018   | 00022564 W.D. TIRE SERVICE CENTER  | 22,833.14    |             |
| A10100             | V170755      | 05/24/2018  | 05/24/2018   | 00022600 ELITAIRE INC.             | 14,954.40    |             |
| A10100             | V170757      | 05/24/2018  | 05/24/2018   | 00023825 ALLIED SOURCES            | 7,027.16     |             |
| A10100             | V170758      | 05/24/2018  | 05/24/2018   | 00024262 RUSH TRUCK CENTERS OF OHI | 1,819.79     |             |
| A10100             | V170759      | 05/24/2018  | 05/24/2018   | 00024676 FOLLETT SCHOOL SOLUTIONS  | 3,900.19     |             |
| A10100             | V170760      | 05/24/2018  | 05/24/2018   | 00025299 VERTICAL COMMUNICATIONS   | 960.00       |             |
| A10100             | V170761      | 05/24/2018  | 05/24/2018   | 00025360 PROLINK HEALTHCARE LLC    | 2,625.00     |             |
| A10100             | V170762      | 05/24/2018  | 05/24/2018   | 00025393 ROSEANNE HETTERSCHIEDT    | 60.53        |             |
| A10100             | V170763      | 05/24/2018  | 05/24/2018   | 00025591 LEVEL 3 COMMUNICATIONS L  | 1,802.14     |             |
| A10100             | V170764      | 05/24/2018  | 05/24/2018   | 00025637 W.W. WILLIAMS COMPANY LL  | 2,098.70     |             |
| A10100             | V170765      | 05/24/2018  | 05/24/2018   | 00025727 SAIMA KHAN                | 105.51       |             |
| A10100             | V170767      | 05/24/2018  | 05/24/2018   | 00025800 STAFFORD SMITH INC.       | 18,161.65    |             |
| A10100             | V170770      | 05/24/2018  | 05/24/2018   | 00025904 CROWN BATTERY MANUFACTURI | 529.29       |             |
| A10100             | V170771      | 05/24/2018  | 05/24/2018   | 00026021 MANSFIELD OIL COMPANY     | 19,615.23    |             |
| A10100             | V170773      | 05/24/2018  | 05/24/2018   | 00026136 STEPHANIE WHITE           | 338.77       |             |
| A10100             | V170774      | 05/24/2018  | 05/24/2018   | 0026015 SOLIANT HEALTH             | 1,271.25     |             |
| A10100             | V170776      | 05/24/2018  | 05/24/2018   | 00999107 DIRECT ENERGY             | 18,199.54    |             |
| A10100             | V170777      | 05/24/2018  | 05/24/2018   | 00999114 HCSD COA ADMIN            | 330.73       |             |
| A10100             | V170874      | 05/31/2018  | 05/31/2018   | 00001278 W.W. GRAINGER             | 744.20       |             |
| A10100             | V170875      | 05/31/2018  | 05/31/2018   | 00009148 BECKER'S ELECTRIC         | 3,402.90     |             |
| A10100             | V170876      | 05/31/2018  | 05/31/2018   | 00010745 SOUTHWEST BINDING & LAMIN | 6,247.47     |             |
| A10100             | V170877      | 05/31/2018  | 05/31/2018   | 00015208 ELIZABETH CLIFFORD        | 170.00       |             |
| A10100             | V170878      | 05/31/2018  | 05/31/2018   | 00023562 SARAH POTTS               | 230.00       |             |
| A10100             | V170879      | 05/31/2018  | 05/31/2018   | 00025325 JENNIFER DAVIS            | 965.00       |             |
| A10100             | V170880      | 05/31/2018  | 05/31/2018   | 00026021 MANSFIELD OIL COMPANY     | 19,887.15    |             |
| A10100             | V170941      | 05/31/2018  | 05/31/2018   | 00000103 DEMCO INC.                | 2,907.06     |             |
| A10100             | V170942      | 05/31/2018  | 05/31/2018   | 00001234 GORDON FLESCH CO          | 45.81        |             |
| A10100             | V170943      | 05/31/2018  | 05/31/2018   | 00007217 HOME FIELD ADVANTAGE      | 570.00       |             |
| A10100             | V170944      | 05/31/2018  | 05/31/2018   | 00008340 MCGRAW-HILL EDUCATION IN  | 91,125.00    |             |
| A10100             | V170945      | 05/31/2018  | 05/31/2018   | 00009150 ESC OF CENTRAL OHIO       | 61,091.03    |             |
| A10100             | V170946      | 05/31/2018  | 05/31/2018   | 00009572 SCHOLASTIC BOOK FAIRS     | 2,464.01     |             |
| A10100             | V170947      | 05/31/2018  | 05/31/2018   | 00011116 SCHOOL SPECIALTY          | 2,145.18     |             |
| A10100             | V170948      | 05/31/2018  | 05/31/2018   | 00016567 FRIENDS BUSINESS SOURCE   | 365.67       |             |
| A10100             | V170949      | 05/31/2018  | 05/31/2018   | 00018650 CPO SCIENCE               | 1,886.06     |             |
| A10100             | V170950      | 05/31/2018  | 05/31/2018   | 00021818 ASIAN AMERICAN            | 481.25       |             |
| A10100             | V170951      | 05/31/2018  | 05/31/2018   | 00022200 ACCESS 2 INTERPRETERS     | 8,937.50     |             |
| A10100             | V170952      | 05/31/2018  | 05/31/2018   | 00022440 CATAPULT LEARNING WEST    | 7,539.60     |             |
| A10100             | V170953      | 05/31/2018  | 05/31/2018   | 00022696 STATE SECURITY            | 85.00        |             |
| A10100             | V170954      | 05/31/2018  | 05/31/2018   | 00023265 XTEK PARTNERS             | 30,988.25    |             |
| A10100             | V170955      | 05/31/2018  | 05/31/2018   | 00023825 ALLIED SOURCES            | 2,375.00     |             |
| A10100             | V170956      | 05/31/2018  | 05/31/2018   | 00024320 TIMING FIRST              | 1,350.00     |             |
| A10100             | V170957      | 05/31/2018  | 05/31/2018   | 00024676 FOLLETT SCHOOL SOLUTIONS  | 741.41       |             |
| A10100             | V170958      | 05/31/2018  | 05/31/2018   | 00025112 RAFAEL MONTANEZ           | 424.40       |             |
| A10100             | V170959      | 05/31/2018  | 05/31/2018   | 00025270 CPR - CELL PHONE REPAIR   | 6,821.01     |             |
| TOTAL CASH ACCOUNT |              |             |              |                                    | 8,365,716.47 | 300,559.76  |
| A10102             | V7417        | 05/15/2018  | 05/15/2018   | PY999001 FEDERAL INCOME TAX        | 396,237.56   |             |
| A10102             | V7418        | 05/15/2018  | 05/15/2018   | PY999002 OHIO TREASURER OF STATE   | 114,638.42   |             |
| A10102             | V7419        | 05/15/2018  | 05/15/2018   | PY999400 SCHOOL EMPLOYEES RETIREME | 131,534.72   |             |
| A10102             | V7420        | 05/15/2018  | 05/15/2018   | PY999519 OHIO DEFERRED COMPENSATIO | 28,569.63    |             |

SELECTION CRITERIA: transact.period='11' and transact.fund<>'0049006'

FUND/SCC - 0010000 - GENERAL FUND

| CASH ACCT | CHECK NUMBER | DATE ISSUED | DATE CLEARED | VENDOR                             | CLEARED      | OUTSTANDING |
|-----------|--------------|-------------|--------------|------------------------------------|--------------|-------------|
| A10102    | V7421        | 05/15/2018  | 05/15/2018   | PY999590 SERS OHIO - EMPLOYEE SHAR | 82,701.47    |             |
| A10102    | V7422        | 05/15/2018  | 05/15/2018   | PY999591 STRS OHIO - EMPLOYEE SHAR | 533,741.08   |             |
| A10102    | V7423        | 05/15/2018  | 05/15/2018   | PY999649 HORACE MANN - AUTO INS    | 1,402.35     |             |
| A10102    | V7424        | 05/15/2018  | 05/15/2018   | PY999690 SCHOOL EMP RETIREMENT - B | 11,252.15    |             |
| A10102    | V7425        | 05/15/2018  | 05/15/2018   | PY999691 STRS OHIO - BD SHARE PU   | 38,809.06    |             |
| A10102    | V7426        | 05/15/2018  | 05/15/2018   | PY999001 FEDERAL INCOME TAX        | 136,724.06   |             |
| A10102    | V7485        | 05/30/2018  | 05/30/2018   | PY999001 FEDERAL INCOME TAX        | 784,427.86   |             |
| A10102    | V7486        | 05/30/2018  | 05/30/2018   | PY999002 OHIO TREASURER OF STATE   | 162,840.63   |             |
| A10102    | V7487        | 05/30/2018  | 05/30/2018   | PY999259 HCSO-EMPLOYEE SHR VISION- | 17,911.08    |             |
| A10102    | V7488        | 05/30/2018  | 05/30/2018   | PY999261 HCSO - DENTAL INS PREMIUM | 154,230.51   |             |
| A10102    | V7489        | 05/30/2018  | 05/30/2018   | PY999262 HCSO - EMPLOYEE SHR VISIO | 4,192.48     |             |
| A10102    | V7490        | 05/30/2018  | 05/30/2018   | PY999400 SCHOOL EMPLOYEES RETIREME | 157,649.02   |             |
| A10102    | V7491        | 05/30/2018  | 05/30/2018   | PY999450 STRS OHIO - BD SHARE      | 1,309,158.59 |             |
| A10102    | V7492        | 05/30/2018  | 05/30/2018   | PY999501 AMERIPRISE FINANCIAL SERV | 13,398.32    |             |
| A10102    | V7493        | 05/30/2018  | 05/30/2018   | PY999505 AXA EQUITABLE             | 181,077.60   |             |
| A10102    | V7494        | 05/30/2018  | 05/30/2018   | PY999508 GREAT AMERICAN FIN RESOUR | 2,890.00     |             |
| A10102    | V7495        | 05/30/2018  | 05/30/2018   | PY999509 HORACE MANN LIFE INS CO   | 4,600.00     |             |
| A10102    | V7496        | 05/30/2018  | 05/30/2018   | PY999510 VOYA INSTITUTIONAL TRUST  | 11,711.92    |             |
| A10102    | V7497        | 05/30/2018  | 05/30/2018   | PY999512 LINCOLN NATIONAL LIFE INS | 5,300.00     |             |
| A10102    | V7498        | 05/30/2018  | 05/30/2018   | PY999516 METROPOLITAN LIFE INS CO  | 13,808.36    |             |
| A10102    | V7499        | 05/30/2018  | 05/30/2018   | PY999519 OHIO DEFERRED COMPENSATIO | 48,569.63    |             |
| A10102    | V7500        | 05/30/2018  | 05/30/2018   | PY999526 RESERVE FINANCIAL AGENCY  | 8,340.00     |             |
| A10102    | V7501        | 05/30/2018  | 05/30/2018   | PY999527 SECURITY BENEFIT LIFE INS | 8,174.50     |             |
| A10102    | V7502        | 05/30/2018  | 05/30/2018   | PY999533 VOYA - OASBO 457          | 10,348.00    |             |
| A10102    | V7503        | 05/30/2018  | 05/30/2018   | PY999536 THE LEGEND GROUP/ADSERV   | 3,448.00     |             |
| A10102    | V7504        | 05/30/2018  | 05/30/2018   | PY999537 MIDLAND NATIONAL ANNUITY  | 1,780.00     |             |
| A10102    | V7505        | 05/30/2018  | 05/30/2018   | PY999539 AXA EQUITABLE 457         | 77,563.35    |             |
| A10102    | V7506        | 05/30/2018  | 05/30/2018   | PY999550 NATIONAL BENEFIT SERVICES | 51,968.04    |             |
| A10102    | V7507        | 05/30/2018  | 05/30/2018   | PY999590 SERS OHIO - EMPLOYEE SHAR | 101,354.53   |             |
| A10102    | V7508        | 05/30/2018  | 05/30/2018   | PY999591 STRS OHIO - EMPLOYEE SHAR | 706,164.74   |             |
| A10102    | V7509        | 05/30/2018  | 05/30/2018   | PY999597 NATIONAL BENEFIT SERVICES | 20,068.52    |             |
| A10102    | V7510        | 05/30/2018  | 05/30/2018   | PY999601 HCSO - BD SHARE MEDICAL   | 2,133,186.37 |             |
| A10102    | V7511        | 05/30/2018  | 05/30/2018   | PY999603 HCSO - BD SHARE WRKRS COM | 34,055.50    |             |
| A10102    | V7512        | 05/30/2018  | 05/30/2018   | PY999604 HCSO - EMPLOYEE SHR MEDIC | 387,656.80   |             |
| A10102    | V7513        | 05/30/2018  | 05/30/2018   | PY999620 HARTFORD - LIFE INS       | 3,602.00     |             |
| A10102    | V7514        | 05/30/2018  | 05/30/2018   | PY999621 HARTFORD - SUPP LIFE      | 21,548.30    |             |
| A10102    | V7515        | 05/30/2018  | 05/30/2018   | PY999622 HARTFORD - SUPP AD&D      | 17,017.39    |             |
| A10102    | V7516        | 05/30/2018  | 05/30/2018   | PY999627 HILLIARD EDUCATION FOUNDA | 15.00        |             |
| A10102    | V7517        | 05/30/2018  | 05/30/2018   | PY999647 COMMUNITY PARTNERSHIP     | 837.00       |             |
| A10102    | V7518        | 05/30/2018  | 05/30/2018   | PY999649 HORACE MANN - AUTO INS    | 1,346.39     |             |
| A10102    | V7519        | 05/30/2018  | 05/30/2018   | PY999662 HCSO - ADMIN TRUST MEMO   | 126.50       |             |
| A10102    | V7520        | 05/30/2018  | 05/30/2018   | PY999690 SCHOOL EMP RETIREMENT - B | 11,252.15    |             |
| A10102    | V7521        | 05/30/2018  | 05/30/2018   | PY999691 STRS OHIO - BD SHARE PU   | 40,139.06    |             |
| A10102    | 170394       | 05/15/2018  | 05/18/2018   | PY300 COLUMBUS CITY TREASURER      | 18,321.99    |             |
| A10102    | 170395       | 05/15/2018  | 05/16/2018   | PY302 CITY OF DUBLIN               | 2,040.23     |             |
| A10102    | 170396       | 05/15/2018  | 05/18/2018   | PY303 R.I.T.A.                     | 86,474.78    |             |
| A10102    | 170397       | 05/15/2018  | 05/16/2018   | PY605 HILLIARD EDUCATION ASSOCI    | 47,322.82    |             |
| A10102    | 170398       | 05/15/2018  | 05/16/2018   | PY612 OHIO CHILD SUPPORT           | 6,337.39     |             |
| A10102    | 170399       | 05/15/2018  | 05/21/2018   | PY614 U S DEPARTMENT OF EDUCATI    | 575.47       |             |
| A10102    | 170400       | 05/15/2018  | 05/21/2018   | PY615 FRANKLIN COUNTY CLERK OF     | 131.43       |             |
| A10102    | 170401       | 05/15/2018  | 05/18/2018   | PY617 CHAPTER 13 TRUSTEE           | 4,208.00     |             |
| A10102    | 170402       | 05/15/2018  | 05/18/2018   | PY652 PERFORMANT RECOVERY, INC.    | 227.26       |             |
| A10102    | 170403       | 05/15/2018  | 05/21/2018   | PY655 CHAPTER 13 TRUSTEE           | 2,894.13     |             |
| A10102    | 170805       | 05/30/2018  |              | 99990637 DELAWARE MUNICIPAL COURT  |              | 372.15      |

POWERSCHOOL LLC  
 DATE: 06/06/2018  
 TIME: 09:57:40

HILLIARD CITY SCHOOL DISTRICT  
 OUTSTANDING CHECKS

PAGE NUMBER: 16  
 ACCTPA21  
 ACCOUNTING PERIOD: 12/18

SELECTION CRITERIA: transact.period='11' and transact.fund<>'0049006'

FUND/SCC - 0010000 - GENERAL FUND

| CASH ACCT          | CHECK NUMBER | DATE ISSUED | DATE CLEARED | VENDOR                          | CLEARED       | OUTSTANDING |
|--------------------|--------------|-------------|--------------|---------------------------------|---------------|-------------|
| A10102             | 170806       | 05/30/2018  |              | PY0630 STRS OHIO                |               | 464.30      |
| A10102             | 170807       | 05/30/2018  |              | PY300 COLUMBUS CITY TREASURER   |               | 21,701.54   |
| A10102             | 170808       | 05/30/2018  |              | PY301 CITY OF DELAWARE - INCOME |               | 310.98      |
| A10102             | 170809       | 05/30/2018  |              | PY302 CITY OF DUBLIN            |               | 2,632.87    |
| A10102             | 170810       | 05/30/2018  |              | PY303 R.I.T.A.                  |               | 114,956.04  |
| A10102             | 170811       | 05/30/2018  |              | PY306 CITY OF LONDON            |               | 308.21      |
| A10102             | 170812       | 05/30/2018  |              | PY307 CITY OF PICKERINGTON      |               | 16.78       |
| A10102             | 170813       | 05/30/2018  |              | PY310 CITY OF MARYSVILLE        |               | 1,147.39    |
| A10102             | 170814       | 05/30/2018  |              | PY318 VILLAGE OF WEST JEFFERSON |               | 50.06       |
| A10102             | 170816       | 05/30/2018  |              | PY330 CITY OF URBANA INCOME TAX |               | 15.34       |
| A10102             | 170817       | 05/30/2018  |              | PY332 VILLAGE OF SOUTH BLOOMFIE |               | 4.94        |
| A10102             | 170818       | 05/30/2018  |              | PY341 WHITEHALL CITY INCOME TAX |               | 12.50       |
| A10102             | 170819       | 05/30/2018  |              | PY342 NEWARK CITY INCOME TAX    |               | 41.49       |
| A10102             | 170820       | 05/30/2018  |              | PY344 CITY OF WASHINGTON C.H. I |               | 73.52       |
| A10102             | 170821       | 05/30/2018  |              | PY346 GRANVILLE VILLAGE INCOME  |               | 53.06       |
| A10102             | 170822       | 05/30/2018  |              | PY506 FIRST INVESTORS FUNDS     |               | 27,809.66   |
| A10102             | 170823       | 05/30/2018  |              | PY514 MASS MUTUAL               |               | 1,320.00    |
| A10102             | 170824       | 05/30/2018  |              | PY525 RELIASTAR LIFE INS CO     |               | 1,420.00    |
| A10102             | 170825       | 05/30/2018  |              | PY532 AMER FIDELITY ASSURANCE C |               | 400.00      |
| A10102             | 170826       | 05/30/2018  |              | PY534 MG TRUST CO               |               | 11,330.38   |
| A10102             | 170827       | 05/30/2018  |              | PY535 WADDELL & REED            |               | 1,038.00    |
| A10102             | 170828       | 05/30/2018  |              | PY538 NYLIAC                    |               | 900.00      |
| A10102             | 170829       | 05/30/2018  |              | PY540 FIRST INVESTORS FUNDS 457 |               | 670.00      |
| A10102             | 170830       | 05/30/2018  |              | PY589 STRS OHIO                 |               | 606.78      |
| A10102             | 170831       | 05/30/2018  |              | PY593 AFLAC                     |               | 109.10      |
| A10102             | 170832       | 05/30/2018  |              | PY605 HILLIARD EDUCATION ASSOCI |               | 50,290.66   |
| A10102             | 170833       | 05/30/2018  |              | PY608 OEA/FCPE                  |               | 849.16      |
| A10102             | 170834       | 05/30/2018  |              | PY609 OAPSE-STATE OFFICE        |               | 22,949.07   |
| A10102             | 170835       | 05/30/2018  |              | PY610 WASHINGTON NATIONAL INS C |               | 424.26      |
| A10102             | 170836       | 05/30/2018  |              | PY612 OHIO CHILD SUPPORT        |               | 7,091.15    |
| A10102             | 170837       | 05/30/2018  |              | PY614 U S DEPARTMENT OF EDUCATI |               | 507.50      |
| A10102             | 170838       | 05/30/2018  |              | PY615 FRANKLIN COUNTY CLERK OF  |               | 96.92       |
| A10102             | 170839       | 05/30/2018  |              | PY617 CHAPTER 13 TRUSTEE        |               | 4,208.00    |
| A10102             | 170840       | 05/30/2018  |              | PY621 UNITED WAY OF CENTRAL OHI |               | 70.00       |
| A10102             | 170841       | 05/30/2018  |              | PY623 AFSCME PEOPLE             |               | 16.68       |
| A10102             | 170842       | 05/30/2018  |              | PY626 OAPSE-LOCAL #310          |               | 10.00       |
| A10102             | 170843       | 05/30/2018  |              | PY636 TRUSTMARK VOL BENEFIT SOL |               | 6,316.72    |
| A10102             | 170844       | 05/30/2018  |              | PY652 PERFORMANT RECOVERY, INC. |               | 227.26      |
| A10102             | 170845       | 05/30/2018  |              | PY6529 VALIC                    |               | 3,000.00    |
| A10102             | 170846       | 05/30/2018  |              | PY655 CHAPTER 13 TRUSTEE        |               | 2,894.13    |
| A10102             | 170847       | 05/30/2018  |              | PY800 OHIO SCHOOL DISTRICT INCO |               | 7,078.51    |
| TOTAL CASH ACCOUNT |              |             |              |                                 | 8,155,902.14  | 293,795.11  |
| TOTAL FUND         |              |             |              |                                 | 16,521,618.61 | 594,354.87  |
| TOTAL REPORT       |              |             |              |                                 | 16,521,618.61 | 594,354.87  |

**Hilliard City School District**  
**Bank Reconciliation-Building Fund**  
**May 31, 2018**

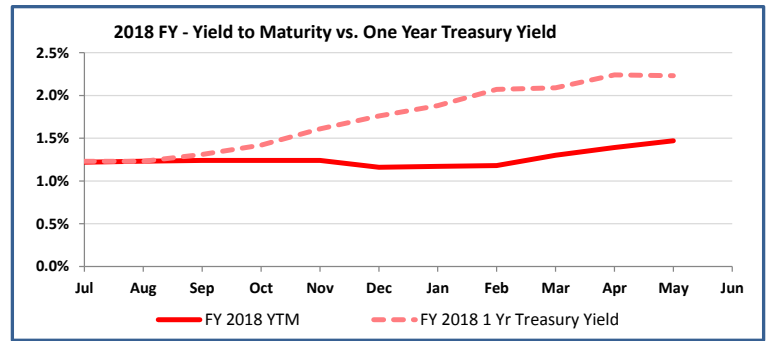
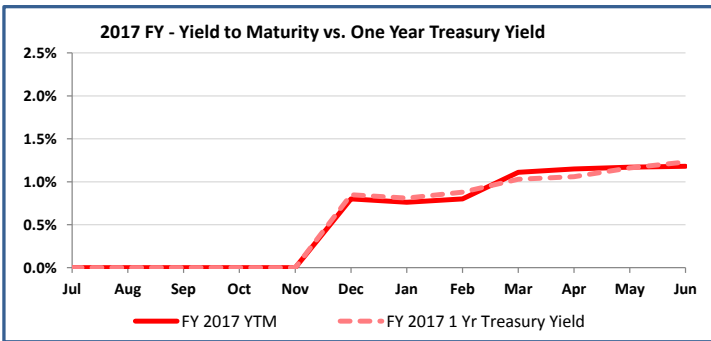
| Description                                 | Beg. Bal.     | Receipts     | Disburse     | End. Bal.     |
|---|---------------|--------------|--------------|---------------|
| <b><i>Investment Portfolio:</i></b>         | -             | -            | -            | -             |
| STAROhio - Building Fund                    | 6,550,015.78  | 10,398.03    | -            | 6,560,413.81  |
| HNB Safekeeping - StarOhio Sweep            | 5,877,193.49  | 3,721,005.91 | 3,445,728.31 | 6,152,471.09  |
| HNB Safekeeping (Comm Paper/Coupon)         | 9,549,030.88  | 1,839,244.31 | 3,691,782.33 | 7,696,492.86  |
|   | -             | -            | -            | -             |
|   | -             | -            | -            | -             |
|   | -             | -            | -            | -             |
| <b>May Variance</b>                         |               | -            | -            | -             |
| May Chks, not x-ferred to Gen Acct          |               |              | 35,428.50    | (35,428.50)   |
|   | -             |              | -            | -             |
| <b>March Variance</b>                       | -             |              | -            | -             |
| April Checks, posted in March, not x-ferred | (40,884.82)   |              | (40,884.82)  | -             |
|   |               |              |              | -             |
|   |               |              |              | -             |
|   |               |              |              | -             |
|   |               |              |              | -             |
| <b>BANK TOTALS</b>                          | 21,935,355.33 | 5,570,648.25 | 7,132,054.32 | 20,373,949.26 |
| <b>BOOK TOTALS</b>                          | 21,935,355.33 | 39,621.61    | 1,601,027.68 | 20,373,949.26 |
|   | -             | 5,531,026.64 | 5,531,026.64 | -             |

**Hilliard City School District-Building Fund**  
**Investment Report**  
**As of May 31, 2018**

| Issuer                          | Security Type | Location | Yield To Maturity | Settlement Date | Maturity Date | Purchase Price    | Par               | Days held     | Length of Security |
|---------------------------------|---------------|----------|-------------------|-----------------|---------------|-------------------|-------------------|---------------|--------------------|
| StarOhio-Building Fund          | Money Market  | n/a      | 1.90%             | 05/31/18        | 06/01/18      | 6,560,414         | 6,560,414         | 1.00          | 1.00               |
| StarOhio-Sweep                  | Money Market  | n/a      | 0.94%             | 05/31/18        | 06/01/18      | 6,152,471         | 6,152,471         | 1.00          | 1.00               |
| Federal Home Loan Bank          | Coupon 1.193% | HNB      | 1.19%             | 03/20/17        | 06/08/18      | 1,506,333         | 1,500,000         | 438.00        | 445.00             |
| Federal Home Loan Mortgage Corp | Coupon 1.193% | HNB      | 1.19%             | 03/20/17        | 06/22/18      | 597,235           | 595,000           | 438.00        | 459.00             |
| Federal Home Loan Mortgage Corp | Coupon 1.130% | HNB      | 1.13%             | 03/02/17        | 06/29/18      | 350,018           | 350,000           | 456.00        | 484.00             |
| Federal Home Loan Bank          | Coupon 1.220% | HNB      | 1.22%             | 03/20/17        | 07/25/18      | 498,179           | 500,000           | 438.00        | 492.00             |
| Commercial Paper                | Coupon 2.313% | HNB      | 2.31%             | 05/08/18        | 08/07/18      | 1,839,244         | 1,850,000         | 24.00         | 91.00              |
| Federal National Mortgage Assoc | Coupon 1.370% | HNB      | 1.37%             | 03/02/17        | 02/27/19      | 1,038,763         | 1,040,000         | 456.00        | 727.00             |
| Federal Home Loan Mortgage Corp | Coupon 1.350% | HNB      | 1.35%             | 03/02/17        | 04/15/19      | 849,653           | 850,000           | 456.00        | 774.00             |
| Federal Home Loan Bank          | Coupon 1.440% | HNB      | 1.44%             | 03/02/17        | 05/24/19      | 998,906           | 1,000,000         | 456.00        | 813.00             |
| Federal National Mortgage Assoc | Coupon 1.660% | HNB      | 1.66%             | 03/02/17        | 02/28/20      | 14,933            | 15,000            | 456.00        | 1,093.00           |
|                                 |               |          |                   |                 |               | -                 | -                 | -             | -                  |
| <b>Total Portfolio</b>          |               |          |                   |                 |               | <u>20,406,147</u> | <u>20,412,885</u> | <u>329.09</u> | <u>448.33</u>      |

|                         | Total                | %              |
|-------------------------|----------------------|----------------|
| Bank Accounts           | \$ -                 | 0.00%          |
| Certificates of Deposit | -                    | 0.00%          |
| Commercial Paper        | 1,839,244            | 9.01%          |
| Agencies                | 5,854,018            | 28.69%         |
| Money Market/Treasuries | -                    | 0.00%          |
| StarOhio                | 12,712,885           | 62.30%         |
| <b>Total Portfolio</b>  | <u>\$ 20,406,147</u> | <u>100.00%</u> |
|                         | \$ 20,406,147        |                |

|                              |         |
|------------------------------|---------|
| Monthly Interest             | 39,622  |
| Total Interest Year To Date  | 438,688 |
| Weighted Avg Yld to Maturity | 1.47%   |
| Weighted Average Maturity    | 54 Days |





POWERSCHOOL LLC  
 DATE: 06/07/2018  
 TIME: 10:33:50  
 SELECTION CRITERIA: genledgr.fund='0049006'

HILLIARD CITY SCHOOL DISTRICT  
 OH CASH POSITION REPORT

ACCOUNTING PERIOD: 11/18

| FUND SCC            | DESCRIPTION<br>BEGIN BALANCE               | MTD<br>RECEIPTS | FYTD<br>RECEIPTS | MTD<br>EXPENDITURES | FYTD<br>EXPENDITURES | CURRENT<br>FUND BALANCE | CURRENT<br>ENCUMBRANCE | UNENCUMBERED<br>FUND BALANCE |
|---------------------|--|-----------------|------------------|---------------------|----------------------|-------------------------|------------------------|------------------------------|
| 004 9006            | BUILDING IMPROVEMENT FUND<br>43,864,747.18 | 39,621.61       | 451,715.79       | 1,601,027.68        | 23,942,513.71        | 20,373,949.26           | 13,387,803.41          | 6,986,145.85                 |
| -----               |  |                 |                  |                     |                      |                         |                        |                              |
| TOTAL FOR Fund 004: | 43,864,747.18                              | 39,621.61       | 451,715.79       | 1,601,027.68        | 23,942,513.71        | 20,373,949.26           | 13,387,803.41          | 6,986,145.85                 |
| -----               |  |                 |                  |                     |                      |                         |                        |                              |
| GRAND TOTALS:       | 43,864,747.18                              | 39,621.61       | 451,715.79       | 1,601,027.68        | 23,942,513.71        | 20,373,949.26           | 13,387,803.41          | 6,986,145.85                 |

POWERSCHOOL LLC  
 DATE: 06/06/2018  
 TIME: 09:57:10

HILLIARD CITY SCHOOL DISTRICT  
 OUTSTANDING CHECKS

PAGE NUMBER: 1  
 ACCTPA21  
 ACCOUNTING PERIOD: 12/18

SELECTION CRITERIA: transact.period='11' and transact.fund='0049006'

FUND/SCC - 0010000 - GENERAL FUND

| CASH ACCT          | CHECK NUMBER | DATE ISSUED | DATE CLEARED | VENDOR                             | CLEARED      | OUTSTANDING |
|--------------------|--------------|-------------|--------------|------------------------------------|--------------|-------------|
| A10100             | V7452        | 05/29/2018  | 05/29/2018   | 00999091 STONECREEK INTERIOR SYSTE | 3,414.46     |             |
| A10100             | V7453        | 05/29/2018  | 05/29/2018   | 0999053 MILES-MCCLELLAN CONSTRUCT  | 17,273.25    |             |
| A10100             | 170144       | 05/02/2018  | 05/08/2018   | 00000762 HILLIARD LAWN AND GARDEN  | 7,985.00     |             |
| A10100             | 170153       | 05/02/2018  | 05/07/2018   | 00006386 APPLE INC.                | 6,831.00     |             |
| A10100             | 170173       | 05/02/2018  | 05/07/2018   | 00018659 SILCO FIRE PROTECTION     | 16,696.50    |             |
| A10100             | 170262       | 05/09/2018  | 05/14/2018   | 00006386 APPLE INC.                | 4,515.84     |             |
| A10100             | 170291       | 05/09/2018  | 05/15/2018   | 00016179 GEOTECHNICAL CONSULTANTS  | 3,346.50     |             |
| A10100             | 170484       | 05/17/2018  | 05/21/2018   | 00018691 MCMILLEN PAVING           | 24,400.00    |             |
| A10100             | 170519       | 05/17/2018  | 05/30/2018   | 00025027 GREEN AND SONS LTD        | 359.98       |             |
| A10100             | 170528       | 05/17/2018  | 05/21/2018   | 00025726 ELFORD INC.               | 105,221.00   |             |
| A10100             | 170530       | 05/17/2018  | 05/22/2018   | 00025791 GARLAND/DBS INC.          | 49,956.40    |             |
| A10100             | 170669       | 05/24/2018  | 05/29/2018   | 00009880 DAKTRONICS SALES & SERVIC | 13,912.00    |             |
| A10100             | 170686       | 05/24/2018  | 05/30/2018   | 00018659 SILCO FIRE PROTECTION     | 18,871.50    |             |
| A10100             | 170696       | 05/24/2018  | 05/30/2018   | 00021849 STONECREEK INTERIOR SYSTE | 265,620.03   |             |
| A10100             | 170700       | 05/24/2018  |              | 00022832 WATCON CONSULTING ENGINEE |              | 19,215.00   |
| A10100             | 170716       | 05/24/2018  | 05/29/2018   | 00025813 GUTRIDGE PLUMBING INC.    | 129,651.81   |             |
| A10100             | 170717       | 05/24/2018  | 05/29/2018   | 00025819 OUTDOOR ALUMINUM INC      | 317.50       |             |
| A10100             | 170891       | 05/31/2018  |              | 00006991 BRICKER & ECKLER LLP      |              | 552.00      |
| A10100             | 170903       | 05/31/2018  |              | 00018659 SILCO FIRE PROTECTION     |              | 34,876.50   |
| A10100             | V170232      | 05/02/2018  | 05/02/2018   | 00015292 FANNING/HOWEY ASSOCIATES  | 23,744.96    |             |
| A10100             | V170237      | 05/02/2018  | 05/02/2018   | 00023265 XTEK PARTNERS             | 14,350.00    |             |
| A10100             | V170624      | 05/17/2018  | 05/17/2018   | 00026081 SECURITAS SECURITY SERVIC | 2,808.00     |             |
| A10100             | V170737      | 05/24/2018  | 05/24/2018   | 00008625 ACCURATE ELECTRIC         | 247,743.05   |             |
| A10100             | V170747      | 05/24/2018  | 05/24/2018   | 00014875 HILLIARD GLASS            | 78,430.13    |             |
| A10100             | V170753      | 05/24/2018  | 05/24/2018   | 00021773 JOHN ERAMO & SONS INC.    | 19,971.03    |             |
| A10100             | V170756      | 05/24/2018  | 05/24/2018   | 00023265 XTEK PARTNERS             | 42,800.00    |             |
| A10100             | V170766      | 05/24/2018  | 05/24/2018   | 00025798 KIRK BROS. MASONRY INC.   | 23,796.69    |             |
| A10100             | V170767      | 05/24/2018  | 05/24/2018   | 00025800 STAFFORD SMITH INC.       | 163.27       |             |
| A10100             | V170768      | 05/24/2018  | 05/24/2018   | 00025809 MILES-MCCLELLAN CONSTRUCT | 373,051.28   |             |
| A10100             | V170769      | 05/24/2018  | 05/24/2018   | 00025814 MILCON COMMERCIAL CONCRET | 50,217.00    |             |
| A10100             | V170772      | 05/24/2018  | 05/24/2018   | 00026081 SECURITAS SECURITY SERVIC | 936.00       |             |
| TOTAL CASH ACCOUNT |              |             |              |                                    | 1,546,384.18 | 54,643.50   |
| TOTAL FUND         |              |             |              |                                    | 1,546,384.18 | 54,643.50   |
| TOTAL REPORT       |              |             |              |                                    | 1,546,384.18 | 54,643.50   |