

# What to Do When You Have Battery Issues

Salma Osman and Kylie Egelhoff




# Prior to Visiting the Genius Bar

If you are Having Issues with your iPad Dying Quickly

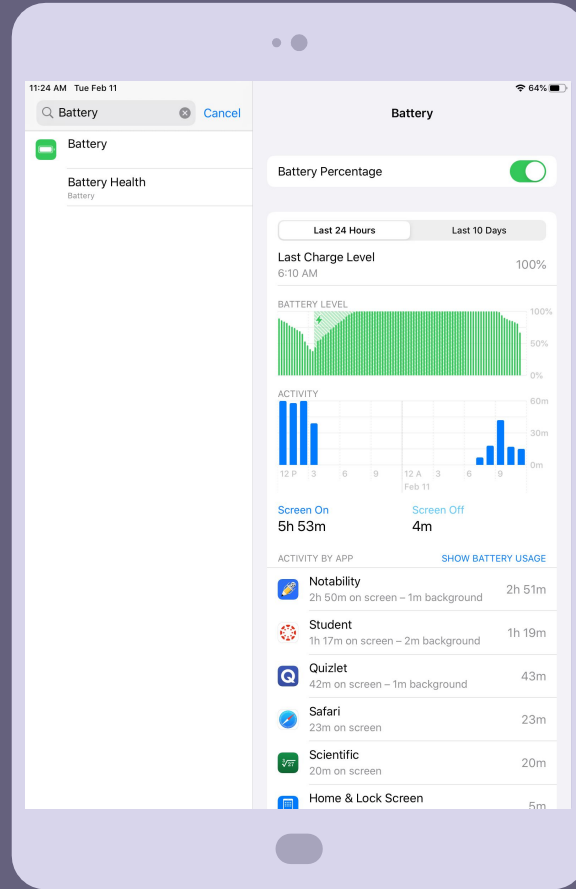
1. **Go to Settings.**
2. **Search 'Battery'**
3. **Check your Levels.**
4. **If they are Going up and then down Quickly, report to the Genius Bar for assistance.**

1. **Go to Settings.**
2. **Search "Auto-Lock"**
3. **Set it to 2 Minutes if it is not already.**



# The Battery Setting

This is where you can find if your battery goes up and down and see if there is anything weird going on with your battery.



# Also,

Make sure that your iPad iOS is at the most recent update. If not, please update before coming to the Genius Bar and check to see if the problem continues. If so, Come to the Genius Bar and we can help you further.



# 3 Things to keep in mind when your iPad is Having Battery Issues.

1

**Are you using the correct charger?**

Odds are your iPad will take a lot longer to charge when you use the incorrect charger.

2

**Are you charging it every night?**

If you aren't charging it thoroughly every night then that is probably the reason your battery isn't working or is decreasing fast.

3

**Is your charging port in your iPad dirty?**

If your charging port has anything in it, it might be the reason. You could use an compressed air duster to get rid of the stuff.




# The Correct Charging Port



This Charger will charge your iPad.



This Charger will NOT charge your iPad



# When to Charge

Charge your iPad right when you get home from school or when you are sleeping and during the night. If your battery keeps on decreasing faster than you should come in to the Genius Bar.



# Also,

Check if your charging port is damaged in any way. If it is bring it into the Genius Bar so we can help.





# Three ways to Maximize your Battery-1st way

Turn down or dim your brightness.

Go to where you see your battery percentage and WiFi and pull it down so you see the control center. There should be a sun and try to turn it down a little but not a lot so you can still see everything.

# Three ways to Maximize your Battery-2nd way

Turn on your WiFi if not turned on already.

Using WiFi uses less power than cellular network. To turn on WiFi go to settings-click WiFi- then find a WiFi network to connect to.

# Three ways to Maximize your Battery-3rd way

Enable low power mode.

If your battery is low there might be a notification that might come up that says low power mode.

# Where the Weaver Genius Bar is Located



# Thanks!

## Any questions?

You can find us at:

- the Weaver Genius Bar located in the Media Center

