

HILLIARD CITY SCHOOL DISTRICT



Monthly Financial Report

July 2017

Brian W. Wilson, Treasurer/C.F.O.

Hilliard City School District

General Fund

End of Month as Compared to One Year Prior
July 31, 2017

	July 2017 Summary	July 2017 Summary	Variance
Beginning Balance	48,270,543	40,250,932	8,019,611
Revenue	5,100,785	4,711,593	389,192
Expenditures	13,922,177	14,031,111	-108,934
Ending Balance	39,449,151	30,931,414	8,517,737

Hilliard City School District
 General Fund Budget Comparison
 As of July 31, 2017

	FY2018 Budget + Carryover Encum.	FYTD Expenditures	% Expended	PFYTD Expenditures	% change from PFYTD
Personal services	\$ 117,017,330	9,201,613	8%	8,787,262	4.7%
Fringe benefits	44,387,306	3,352,319	8%	3,200,441	4.7%
Purchased services	19,569,267	1,068,212	5%	1,642,166	-35.0%
Supplies and Materials	4,917,373	158,034	3%	336,592	-53.0%
Capital outlay	510,009	87,242	17%	13,896	527.8%
Other	4,258,007	54,757	1%	70,754	-22.6%
Total General Fund	\$ 190,659,292	13,922,177	7%	14,051,111	-0.9%

Hilliard City School District

General Fund Revenue

End of Month as Compared to One Year Prior
July 31, 2017

<i>Revenue Source</i>	July 2017 Revenue	July 2016 Revenue	Variance
Real Estate Taxes	0	0	0
Personal Tangible Taxes	0	0	0
Other Local Taxes (Manufactured Home Tax, Estate Tax, etc)	0	0	0
Unrestricted Grants-in-Aid (State Foundation & Subsidies, Medicare in Schools Program)	4,000,610	4,074,958	-74,348
Restricted Grants-in-Aid (Poverty Based Assistance, Vocational Funding; E-Rate; QSCB credit)	83,595	47,676	35,919
Homestead/Rollback, Public Utility Dereg., TPP Loss Reimb	0	0	0
Other Operating Revenue (Tuition, Class Fees, Bldg Rentals, Interest, Sale of Assets, PILOT, etc.)	659,927	587,945	71,982
Other Financial Sources (Refund of PY Expenditure)	356,653	1,014	355,639
Transfers / Advances	0	0	0
Totals	5,100,785	4,711,593	389,192

Hilliard City School District

General Fund Budget

End of Month as Compared to One Year Prior
July 31, 2017

<i>Expenditure Area</i>	July 2017 Expenditures	July 2016 Expenditures	Variance
Salaries & Wages	9,201,613	8,767,262	434,351
Fringe Benefits	3,352,319	3,200,441	151,878
Total	12,553,932	11,967,703	586,229
Purchased Services	1,068,212	1,642,166	-573,954
Supplies & Materials	158,034	336,592	-178,558
Capital Outlay	87,242	13,896	73,346
Other Objects	54,757	70,754	-15,997
Transfers & Advances	0	0	0
Totals	1,368,245	2,063,408	-695,163
Grand Total	13,922,177	14,031,111	-108,934

Hilliard City School District
 Appropriations for the Month Ending July 31, 2017

	Appropriation	Approved Advances	Prior FY Encumbrance	FYTD Expendable	FYTD Expenditures	Encumbrances	Unencumbered Balance	Unencumbered Percent
001 - GENERAL FUND	\$ 189,239,956	-	1,419,337	190,659,293	13,922,177	11,586,447	165,150,669	87%
002 - BOND RETIREMENT	19,255,000	-	-	19,255,000	-	-	19,255,000	100%
003 - PERMANENT IMPROVEMENT	4,700,000	-	1,798,445	6,498,445	2,361,764	602,212	3,534,469	54%
004 - BUILDING FUND	7,000,000	-	28,767,369	35,767,369	3,077,311	25,751,538	6,938,520	19%
006 - FOOD SERVICE	5,825,000	-	8,190	5,833,190	122,474	4,717,926	992,790	17%
007 - SPECIAL TRUST	80,300	-	-	80,300	1,274	14,484	64,542	80%
011 - ROTARY - SPECIAL SERVICES	3,080,275	-	3,000	3,083,275	554,686	323,022	2,205,567	72%
018 - PUBLIC SCHOOL SUPPORT	594,560	-	28,732	623,292	8,131	112,538	502,623	81%
019 - OTHER GRANT	7,500	-	-	7,500	-	-	7,500	100%
024 - EMPLOYEE BENEFITS SELF-INSURANCE	29,922,500	-	258,857	30,181,357	4,684,853	11,131,980	14,364,524	48%
300 - DISTRICT MANAGED STUDENT ACTIVITY	959,152	-	15,489	974,641	60,716	227,459	686,466	70%
401 - AUXILLIARY SERVICES	710,473	-	109,404	819,877	40,424	85,733	693,720	85%
451 - DATA COMMUNICATION	39,600	-	-	39,600	-	-	39,600	100%
516 - IDEA PART-B GRANT	2,982,126	-	-	2,982,126	229,190	-	2,752,936	92%
551 - LIMITED ENGLISH PROFICIENCY	227,730	-	-	227,730	19,047	-	208,683	92%
572 - TITLE I	1,437,829	-	16,769	1,454,598	116,625	684	1,337,289	92%
587 - EARLY CHILDHOOD SPECIAL EDUCATION GRANT	27,631	-	-	27,631	2,371	-	25,260	91%
590 - TITLE II-A IMPROVING TEACHER QUALITY	194,339	-	-	194,339	14,006	-	180,333	93%
599 - MISCELLANEOUS FEDERAL GRANTS	-	-	-	-	-	-	-	#DIV/0!
	\$266,283,971	-	32,425,592	298,709,563	25,215,049	54,554,023	218,940,491	73%

**Hilliard City School District
Appropriations Compared to Resources
as of July 31, 2017**

	Unencumbered Balance July 1, 2017	Estimated Resources	Total Available Balances	Appropriations and Advances	Available or Over Appropriation
001 - GENERAL FUND	\$ 46,851,206	196,295,000	243,146,206	189,239,956	53,906,250
002 - BOND RETIREMENT	13,903,152	18,333,000	32,236,152	19,255,000	12,981,152
003 - PERMANENT IMPROVEMENT	877,066	4,910,300	5,787,366	4,700,000	1,087,366
004 - BUILDING FUND	15,097,378	150,000	15,247,378	7,000,000	8,247,378
006 - FOOD SERVICE	2,706,169	5,411,000	8,117,169	5,825,000	2,292,169
007 - SPECIAL TRUST	169,204	55,000	224,204	80,300	143,904
011 - ROTARY - SPECIAL SERVICES	2,191,207	3,000,500	5,191,707	3,080,275	2,111,432
018 - PUBLIC SCHOOL SUPPORT	597,055	477,000	1,074,055	594,560	479,495
019 - OTHER GRANT	34,364	7,500	41,864	7,500	34,364
022 - STRS/SEC 125/VISION ADMIN	(41,588)	14,800,000	14,758,412	N/A	
024 - EMPLOYEE BENEFITS SELF-INSURANCE	6,077,270	29,395,000	35,472,270	29,922,500	5,549,770
031 - UNDERGROUND STORAGE TANKS	11,000	-	11,000	-	11,000
200 - STUDENT MANAGED ACTIVITY	464,776	350,000	814,776	N/A	
300 - DISTRICT MANAGED STUDENT ACTIVITY	761,156	900,000	1,661,156	959,152	702,004
401 - AUXILLIARY SERVICES	36,000	707,000	743,000	710,473	32,527
451 - DATA COMMUNICATION	-	39,600	39,600	39,600	-

Hilliard City School District
 Appropriations Compared to Resources
 as of July 31, 2017

	Unencumbered Balance July 1, 2017	Estimated Resources	Total Available Balances	Appropriations and Advances	Available or Over Appropriation
499 - MISCELLANEOUS STATE GRANT	-	-	-	-	-
516 - IDEA PART-B GRANT	(6,077)	3,000,000	2,993,923	2,982,126	11,797
551 - LIMITED ENGLISH PROFICIENCY	1,717	227,000	228,717	227,730	987
572 - TITLE I	(18,855)	1,460,000	1,441,145	1,437,829	3,316
587 - EARLY CHILDHOOD SPECIAL EDUCATION GRANT	2	30,000	30,002	27,631	2,371
590 - TITLE II-A IMPROVING TEACHER QUALITY	(131)	195,000	194,869	194,339	530
599 - MISCELLANEOUS FEDERAL GRANTS	(7,884)	7,884	-	-	-
TOTAL ALL FUNDS	\$89,704,187	279,750,784	369,454,971	266,283,971	87,597,812

**Hilliard City School District
Bank Reconciliation
July 31, 2017**

Description	Beg. Bal.	Receipts	Disburse	End. Bal.
Huntington Bank - General Account	9,892,710.88	24,306,738.60	20,730,110.97	13,469,338.51
Huntington Bank - Cafeteria Account	-	5,791.60	5,791.60	-
Huntington Bank - Self Insurance	-	3,797,025.64	3,797,025.64	-
Huntington Bank - Student Fees	-	6,466.87	6,466.87	-
Huntington Bank - Workers Comp Self Ins	-	1,508.43	1,508.43	-
Huntington Bank - Dental Self Ins	-	179,149.95	179,149.95	-
Huntington Bank - Flex Spending	-	57,777.74	57,777.74	-
Investment Portfolio:	-	-	-	-
STAROhio - General	18,237,174.26	14,023.25	5,000,000.00	13,251,197.51
PNC MMA Savings	6,004,631.31	9,923,227.66	13,000,118.00	2,927,740.97
PNC Safekeeping (Comm Paper/Coupon)	40,812,331.70	247,000.00	10,096,463.04	30,962,868.66
Tristate Capital Bank - CDARS	3,000,000.00	-	-	3,000,000.00
	-	-	-	-
	-	-	-	-
Less O/S checks prior month	(113,203.98)	-	(113,203.98)	-
Add: O/S checks current month	-	-	128,299.14	(128,299.14)
	-	-	-	-
Petty Cash Accounts:	1,000.00	-	-	1,000.00
Arbiter Pay - Petty Cash Account	4,119.50	-	-	4,119.50
	-	-	-	-
	-	-	-	-
July Variances	-	-	-	-
Building Fund Acct Fees, books July, bank Aug	-	-	300.00	(300.00)
	-	-	-	-
	-	-	-	-
June Variances	-	-	-	-
June Interest, books July	(16,704.07)	16,704.07	-	-
Student Fees, bank June, books July	(965.81)	965.81	-	-
MyPymtsPlus - fees. Bank June, books July	38.54	-	38.54	-
SelfIns Claims Pymt, bank June, books July	523,676.79	-	523,676.79	-
WrkComp SelfIns- bank June, books July	442.88	-	442.88	-
June Lunch Receipts, posted July	(240.00)	240.00	-	-
Reg Deposits, bank June, books July	(73,612.56)	73,612.56	-	-
Visa Receipts, bank June, books July	(521.00)	521.00	-	-
MemoChk #6300, error in wire amt	0.02	-	0.02	-
Memo ACH pymt, bank June, books July	4,377.57	-	4,377.57	-
NSF's, bank June, books July	785.00	-	785.00	-
ACH Deposit, bank June, books July	(596.13)	596.13	-	-
Duplicate Memo Chk - Correct July	(6,345.35)	6,345.35	-	-
	-	-	-	-
BANK TOTALS	78,269,099.55	38,637,694.66	53,419,128.20	63,487,666.01
BOOK TOTALS	78,269,099.55	8,607,247.57	23,388,681.11	63,487,666.01

SUMMARY OF FUND BALANCES FOR THE MONTH ENDING JULY 31, 2017
 (EXCLUDING 004 BLDG FUND)

HILLIARD CITY SCHOOL DISTRICT


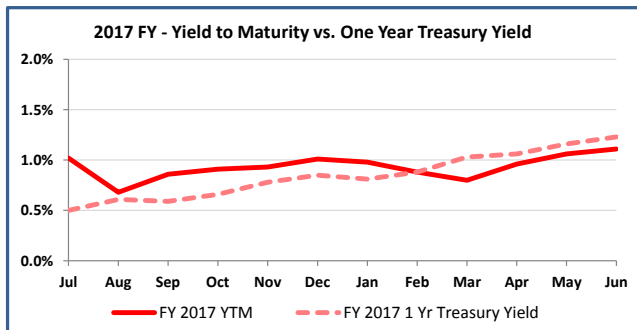
FUND	DESCRIPTION	BEGINNING BALANCE	MTD RECEIPTS	FYTD RECEIPTS	MTD EXPENDITURES	FYTD EXPENDITURES	FUND BALANCE	ENCUMBRANCE	UNENCUMBERED FUND BALANCE
001	GENERAL FUND	\$ 48,270,543.42	\$ 5,100,784.44	\$ 5,100,784.44	\$ 13,922,177.05	\$ 13,922,177.05	\$ 39,449,150.81	\$ 11,586,446.59	\$ 27,862,704.22
002	BOND RETIREMENT FUND	13,903,152.40	-	-	-	-	13,903,152.40	-	13,903,152.40
003	PERM IMPROVEMENT FUND	2,675,511.09	-	-	2,361,764.42	2,361,764.42	313,746.67	602,212.26	(288,465.59)
006	FOOD SERVICE FUND	2,714,358.82	6,031.60	6,031.60	122,474.32	122,474.32	2,597,916.10	4,717,925.68	(2,120,009.58)
007	SPECIAL TRUST	169,203.78	54,570.73	54,570.73	1,274.33	1,274.33	222,500.18	14,484.42	208,015.76
011	ROATARY SPECIAL SERVICES	2,194,207.34	5,676.30	5,676.30	554,685.63	554,685.63	1,645,198.01	323,022.19	1,322,175.82
018	PUBLIC SCHOOLS SUPPORT	626,878.27	4,555.52	4,555.52	8,131.27	8,131.27	623,302.52	112,538.31	510,764.21
019	OTHER GRANT	33,273.79	(6,697.79)	(6,697.79)	-	-	26,576.00	-	26,576.00
022	DISTRICT AGENCY	(41,440.53)	86,379.53	86,379.53	1,243,104.55	1,243,104.55	(1,198,165.55)	917,539.98	(2,115,705.53)
024	SELF INSURANCE	6,336,127.16	3,321,118.91	3,321,118.91	4,684,853.24	4,684,853.24	4,972,392.83	11,131,980.04	(6,159,587.21)
031	UNDERGROUND STORAGE TANKS	11,000.00	-	-	-	-	11,000.00	-	11,000.00
200	STUDENT MANAGED ACTIVITY	468,694.23	8,671.07	8,671.07	7,838.26	7,838.26	469,527.04	25,932.60	443,594.44
300	DISTRICT MANAGED ACTIVITY	776,644.56	9,979.20	9,979.20	60,716.21	60,716.21	725,907.55	227,458.64	498,448.91
401	AUXILIARY SERVICES	145,404.36	-	-	40,423.60	40,423.60	104,980.76	85,732.73	19,248.03
451	OECN GRANT	-	-	-	-	-	-	-	-
516	IDEA-B SPEC ED GRANT	(6,077.01)	6,077.01	6,077.01	229,189.78	229,189.78	(229,189.78)	-	(229,189.78)
551	TITLE III - LEP GRANT	1,716.84	-	-	19,047.03	19,047.03	(17,330.19)	-	(17,330.19)
572	TITLE I GRANT	(2,086.56)	2,086.56	2,086.56	116,624.90	116,624.90	(116,624.90)	683.84	(117,308.74)
587	PRE - K SPEC ED GRANT	2.08	-	-	2,370.94	2,370.94	(2,368.86)	-	(2,368.86)
590	TITLE II-A GRANT	(130.85)	130.85	130.85	14,005.58	14,005.58	(14,005.58)	-	(14,005.58)
599	21ST CENTURY GRANT- HZN	(7,883.64)	7,883.64	7,883.64	-	-	-	-	-
GRAND TOTALS		\$ 78,269,099.55	\$ 8,607,247.57	\$ 8,607,247.57	\$ 23,388,681.11	\$ 23,388,681.11	\$ 63,487,666.01	\$ 29,745,957.28	\$ 33,741,708.73

Hilliard City School District
Investment Report
As of July 31, 2017

Issuer	Security Type	Location	Yield To Maturity	Settlement Date	Maturity Date	Purchase Price	Par	Days held	Length of Security
Huntington Bank	Checking	n/a	0.00%	07/31/17	08/01/17	13,469,339	13,469,339	1.00	1.00
PNC Bank	Money Market Account	n/a	0.05%	07/31/17	08/01/17	2,927,741	2,927,741	1.00	1.00
StarOhio	Money Market	n/a	1.14%	07/31/17	08/01/17	13,251,198	13,251,198	1.00	1.00
CDARS (TriState Capital Bank)	Certificate of Deposit	n/a	0.95%	09/10/15	09/07/17	1,500,000	1,500,000	691.00	728.00
CDARS (TriState Capital Bank)	Certificate of Deposit	n/a	0.95%	10/29/15	10/27/17	1,500,000	1,500,000	642.00	729.00
CD-Brkrd - Wells Fargo Bank	Coupon 1.000%	PNC	1.00%	10/28/15	10/30/17	249,000	249,000	643.00	733.00
CD-Brkrd - Enebank	Coupon 1.050%	PNC	1.05%	10/29/15	10/30/17	248,000	248,000	642.00	732.00
CD-Brkrd - Everbank	Coupon 1.050%	PNC	1.05%	10/30/15	10/30/17	248,000	248,000	641.00	731.00
CD-Brkrd - First Niagra Bank NA	Coupon 1.100%	PNC	1.10%	10/30/15	10/30/17	248,000	248,000	641.00	731.00
CD-Brkrd - Fifth Third Bank	Coupon 1.200%	PNC	1.20%	02/05/16	02/02/18	248,000	248,000	543.00	728.00
Federal National Mortgage Assoc	Coupon 1.250%	PNC	1.25%	09/28/15	09/25/18	930,000	930,000	673.00	1,093.00
CD-Brkrd - Ally Bank	Coupon 1.600%	PNC	1.60%	10/15/15	10/15/18	248,000	248,000	656.00	1,096.00
Federal National Mortgage Assoc	Coupon 1.250%	PNC	1.25%	02/26/16	02/26/19	1,000,000	1,000,000	522.00	1,096.00
Federal National Mortgage Assoc	Coupon 1.270%	PNC	1.27%	02/26/16	02/26/19	1,000,000	1,000,000	522.00	1,096.00
Federal National Mortgage Assoc	Coupon 1.300%	PNC	1.30%	03/11/16	03/15/19	1,000,000	1,000,000	508.00	1,099.00
Federal Home Loan Mortgage Corp	Coupon 1.300%	PNC	1.30%	05/31/16	05/24/19	800,000	800,000	427.00	1,088.00
CD-Brkrd - Financial Northeast Co	Coupon 1.300%	PNC	1.30%	05/26/16	05/28/19	200,000	200,000	432.00	1,097.00
Federal National Mortgage Assoc	Coupon 1.250%	PNC	1.25%	06/28/16	06/28/19	500,000	500,000	399.00	1,095.00
Federal National Mortgage Assoc	Coupon 1.270%	PNC	1.27%	07/11/16	07/11/19	500,000	500,000	386.00	1,095.00
Federal Home Loan Mortgage Corp	Coupon 1.300%	PNC	1.30%	09/20/16	09/20/19	775,000	775,000	315.00	1,095.00
Federal Home Loan Mortgage Corp	Coupon 1.300%	PNC	1.30%	10/18/16	10/18/19	775,000	775,000	287.00	1,095.00
Federal Home Loan Mortgage Corp	Coupon 1.750%	PNC	1.75%	04/12/17	12/27/19	2,306,681	2,305,000	111.00	989.00
Federal Home Loan Bank	Coupon 1.500%	PNC	1.50%	02/22/16	02/10/20	500,000	500,000	526.00	1,449.00
Federal Home Loan Mortgage Corp	Coupon 1.800%	PNC	1.80%	04/13/17	04/13/20	2,305,000	2,305,000	110.00	1,096.00
Federal Home Loan Mortgage Corp	Coupon 1.500%	PNC	1.50%	05/26/16	05/26/20	1,000,000	1,000,000	432.00	1,461.00
Federal National Mortgage Assoc	Coupon 1.550%	PNC	1.55%	05/27/16	05/28/20	750,000	750,000	431.00	1,462.00
Federal National Mortgage Assoc	Coupon 1.450%	PNC	1.45%	07/28/16	07/28/20	500,000	500,000	369.00	1,461.00
Federal Home Loan Mortgage Corp	Coupon 1.500%	PNC	1.50%	09/08/16	09/08/20	2,000,000	2,000,000	327.00	1,461.00
Federal National Mortgage Assoc	Coupon 1.500%	PNC	1.50%	09/30/16	09/30/20	1,500,000	1,500,000	305.00	1,461.00
Federal Home Loan Mortgage Corp	Coupon 1.500%	PNC	1.50%	09/30/16	09/30/20	2,500,000	2,500,000	305.00	1,461.00
CD-Brkrd - Comerity Capital Bank	Coupon 2.000%	PNC	2.00%	10/13/15	10/13/20	247,000	247,000	658.00	1,827.00
CD-Brkrd - American Exp Cent Bank	Coupon 2.200%	PNC	2.20%	10/14/15	10/14/20	247,000	247,000	657.00	1,827.00
CD-Brkrd - Goldman Sachs Bank	Coupon 2.200%	PNC	2.20%	10/14/15	10/14/20	247,000	247,000	657.00	1,827.00
CD-Brkrd - Capital One NA	Coupon 2.200%	PNC	2.20%	10/15/15	10/15/20	247,000	247,000	656.00	1,827.00
CD-Brkrd - Discover Bank	Coupon 2.150%	PNC	2.15%	10/15/15	10/15/20	247,000	247,000	656.00	1,827.00
CD-Brkrd - Capital One Bank NA	Coupon 2.200%	PNC	2.20%	10/15/15	10/15/20	247,000	247,000	656.00	1,827.00
Federal Home Loan Mortgage Corp	Coupon 1.500%	PNC	1.50%	10/19/16	10/19/20	1,500,000	1,500,000	286.00	1,461.00
Federal National Mortgage Assoc	Coupon 1.500%	PNC	1.50%	10/28/16	10/28/20	825,000	825,000	277.00	1,461.00
CD-Brkrd - Sallie Mae Bank	Coupon 2.200%	PNC	2.20%	11/04/15	11/04/20	247,000	247,000	636.00	1,827.00
Federal National Mortgage Assoc	Coupon 1.800%	PNC	1.80%	06/02/16	06/02/21	1,500,000	1,500,000	425.00	1,826.00
Federal Home Loan Mortgage Corp	Coupon 2.000%	PNC	2.00%	11/30/16	11/24/21	1,080,000	1,080,000	244.00	1,820.00
Federal Home Loan Mortgage Corp	Coupon 2.100%	PNC	2.10%	06/29/17	06/29/22	230,711	231,000	33.00	1,826.00
Federal Home Loan Mortgage Corp	Coupon 2.100%	PNC	2.10%	06/29/17	06/29/22	1,520,478	1,522,000	33.00	1,826.00
CD-Brkrd - HSBC Bank	Coupon 2.300%	PNC	2.30%	07/14/17	07/14/22	247,000	247,000	18.00	1,826.00
Total Portfolio						\$ 63,611,147	63,611,277	417.75	1,234.00

	Total	%
Bank Accounts	\$ 16,397,079	25.78%
Certificates of Deposit	6,665,000	10.48%
Commercial Paper	-	0.00%
Agencies	27,297,870	42.91%
Treasuries	-	0.00%
StarOhio	13,251,198	20.83%
Total Portfolio	\$ 63,611,147	100.00%

Monthly Interest	\$ 102,505
Total Interest Year To Date	\$ 102,505
Weighted Avg Yld to Maturity	1.05%
Weighted Average Maturity	492.25 Days



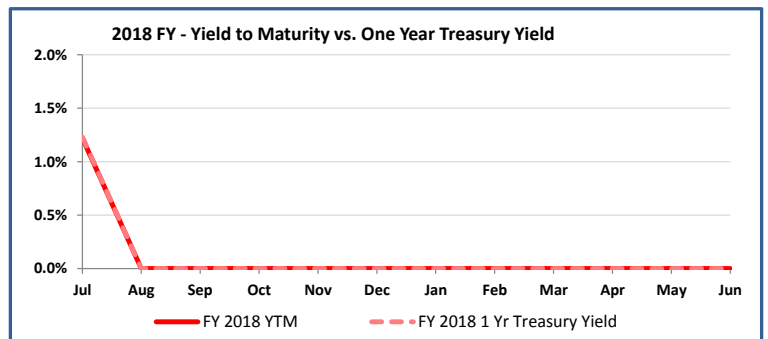
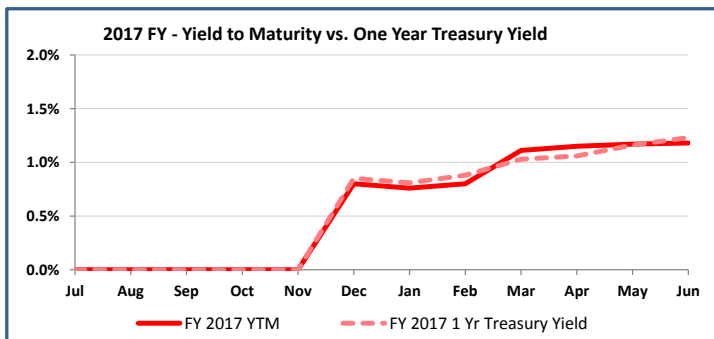
FUND	DESCRIPTION	BEGINNING BALANCE	MTD RECEIPTS	FYTD RECEIPTS	MTD EXPENDITURES	FYTD EXPENDITURES	FUND BALANCE	ENCUMBRANCE	UNENCUMBERED FUND BALANCE
004	BUILDING IMPROVEMENT FUND	43,864,747.18	33,740.75	33,740.75	3,077,310.88	3,077,310.88	40,821,177.05	25,751,537.81	15,069,639.24
GRAND TOTALS		\$ 43,864,747.18	\$ 33,740.75	\$ 33,740.75	\$ 3,077,310.88	\$ 3,077,310.88	\$ 40,821,177.05	\$ 25,751,537.81	\$ 15,069,639.24

Hilliard City School District-Building Fund
Investment Report
As of July 31, 2017

Issuer	Security Type	Location	Yield To Maturity	Settlement Date	Maturity Date	Purchase Price	Par	Days held	Length of Security
StarOhio-Building Fund	Money Market	n/a	1.14%	07/31/17	08/01/17	8,684,087	8,684,087	1.00	1.00
StarOhio-Sweep	Money Market	n/a	0.94%	07/31/17	08/01/17	2,680,239	2,680,239	1.00	1.00
Commercial Paper	Commercial Paper	HNB	1.27%	02/24/17	09/05/17	680,409	685,000	158.00	193.00
Commercial Paper	Commercial Paper	HNB	1.19%	03/17/17	09/07/17	1,391,948	1,400,000	137.00	174.00
Commercial Paper	Commercial Paper	HNB	1.19%	03/27/17	09/13/17	769,651	774,000	127.00	170.00
Commercial Paper	Commercial Paper	HNB	1.18%	03/10/17	10/02/17	1,589,196	1,600,000	144.00	206.00
Commercial Paper	Commercial Paper	HNB	1.19%	03/01/17	11/01/17	679,452	685,000	153.00	245.00
Commercial Paper	Commercial Paper	HNB	1.45%	02/23/17	11/06/17	98,969	100,000	159.00	256.00
Commercial Paper	Commercial Paper	HNB	1.36%	03/10/17	11/10/17	1,287,968	1,300,000	144.00	245.00
Commercial Paper	Commercial Paper	HNB	1.34%	02/23/17	11/14/17	678,269	685,000	159.00	264.00
Commercial Paper	Commercial Paper	HNB	1.40%	02/24/17	11/17/17	578,949	585,000	158.00	266.00
Commercial Paper	Commercial Paper	HNB	1.13%	02/24/17	11/17/17	679,281	685,000	158.00	266.00
Commercial Paper	Commercial Paper	HNB	1.23%	02/24/17	11/20/17	678,704	685,000	158.00	269.00
Commercial Paper	Commercial Paper	HNB	1.28%	02/24/17	11/21/17	678,424	685,000	158.00	270.00
Commercial Paper	Commercial Paper	HNB	1.42%	03/10/17	12/01/17	1,538,685	1,555,000	144.00	266.00
Commercial Paper	Commercial Paper	HNB	1.44%	03/10/17	12/05/17	1,627,234	1,645,000	144.00	270.00
Commercial Paper	Commercial Paper	HNB	1.40%	03/13/17	12/08/17	1,048,870	1,060,000	141.00	270.00
Commercial Paper	Commercial Paper	HNB	1.45%	03/24/17	12/14/17	341,318	345,000	130.00	265.00
Commercial Paper	Commercial Paper	HNB	1.46%	03/31/17	12/22/17	578,689	585,000	123.00	266.00
Federal Home Loan Mortgage Corp	Coupon 1.120%	HNB	1.12%	03/20/17	03/07/18	1,496,904	1,500,000	134.00	352.00
Federal Home Loan Mortgage Corp	Coupon 1.100%	HNB	1.10%	04/06/17	03/07/18	1,198,373	1,200,000	117.00	335.00
CDARS (TriState Capital Bank)	Certificate of Deposit	n/a	1.30%	04/06/17	04/06/18	3,490,000	3,490,000	117.00	365.00
Federal Home Loan Mortgage Corp	Coupon 1.084%	HNB	1.08%	03/20/17	04/09/18	1,299,823	1,300,000	134.00	385.00
Federal Farm Credit Bank	Coupon 1.070%	HNB	1.07%	03/20/17	05/11/18	1,003,231	1,000,000	134.00	417.00
Federal Home Loan Bank	Coupon 1.193%	HNB	1.19%	03/20/17	06/08/18	1,506,333	1,500,000	134.00	445.00
Federal Home Loan Mortgage Corp	Coupon 1.193%	HNB	1.19%	03/20/17	06/22/18	597,235	595,000	134.00	459.00
Federal Home Loan Mortgage Corp	Coupon 1.130%	HNB	1.13%	03/02/17	06/29/18	350,018	350,000	152.00	484.00
Federal Home Loan Bank	Coupon 1.220%	HNB	1.22%	03/20/17	07/25/18	498,179	500,000	134.00	492.00
Federal National Mortgage Assoc	Coupon 1.370%	HNB	1.37%	03/02/17	02/27/19	1,038,763	1,040,000	152.00	727.00
Federal Home Loan Mortgage Corp	Coupon 1.350%	HNB	1.35%	03/02/17	04/15/19	849,653	850,000	152.00	774.00
Federal Home Loan Bank	Coupon 1.440%	HNB	1.44%	03/02/17	05/24/19	998,906	1,000,000	152.00	813.00
Federal National Mortgage Assoc	Coupon 1.660%	HNB	1.66%	03/02/17	02/28/20	14,933	15,000	152.00	1,093.00
						-	-	-	-
Total Portfolio						<u>40,632,689</u>	<u>40,763,326</u>	<u>134.22</u>	<u>342.55</u>

	Total	%
Bank Accounts	\$ -	0.00%
Certificates of Deposit	3,490,000	8.59%
Commercial Paper	14,926,014	36.73%
Agencies	10,852,349	26.71%
Money Market/Treasuries	-	0.00%
StarOhio	11,364,326	27.97%
Total Portfolio	<u>\$ 40,632,689</u>	<u>100.00%</u>
	\$ 40,632,689	

Monthly Interest	20,712
Total Interest Year To Date	20,712
Weighted Avg Yld to Maturity	1.22%
Weighted Average Maturity	154 Days



POWERSCHOOL LLC
 DATE: 08/04/2017
 TIME: 09:34:52

HILLIARD CITY SCHOOL DISTRICT
 OUTSTANDING CHECKS

PAGE NUMBER: 1
 ACCTPA21
 ACCOUNTING PERIOD: 2/18

SELECTION CRITERIA: transact.period='1'

FUND/SCC - 0010000 - GENERAL FUND

CASH ACCT	CHECK NUMBER	DATE ISSUED	DATE CLEARED	VENDOR	CLEARED	OUTSTANDING
A10100	V6367	07/20/2017	07/20/2017	00999027 HUNTINGTON NATIONAL BANK	300.00	
A10100	V6370	07/24/2017	07/24/2017	00999119 AMERICAN EXPRESS	43,012.80	
A10100	V6371	07/24/2017	07/24/2017	00999996 MEMO CHECK	6,230.78	
A10100	V6372	07/24/2017	07/24/2017	00999094 AETNA	523,676.79	
A10100	V6373	07/24/2017	07/24/2017	00999109 BANK OF AMERICA	300.89	
A10100	V6374	07/24/2017	07/24/2017	00999996 MEMO CHECK	1,000.00	
A10100	V6375	07/25/2017	07/25/2017	00999075 PNC BANK	118.00	
A10100	V6376	07/25/2017	07/25/2017	00999101 VERIZON WIRELESS	133.72	
A10100	V6377	07/25/2017	07/25/2017	00999104 AMERICAN MESSAGING	348.78	
A10100	V6378	07/25/2017	07/25/2017	00999110 AMERITAS GROUP	20,644.16	
A10100	V6379	07/25/2017	07/25/2017	00999112 MY PAYMENTS PLUS	38.54	
A10100	V6380	07/25/2017	07/25/2017	00999117 SEDGWICK CLAIMS MANAGEMEN	442.88	
A10100	V6381	07/25/2017	07/25/2017	00999120 CENTURYLINK	1.59	
A10100	V6382	07/25/2017	07/25/2017	00999121 DELUXE BUSINESS FORMS -	112.95	
A10100	V6383	07/25/2017	07/25/2017	00999107 DIRECT ENERGY	2,891.52	
A10100	V6384	07/25/2017	07/25/2017	00999107 DIRECT ENERGY	1,486.05	
A10100	V6386	07/25/2017	07/25/2017	00999996 MEMO CHECK	349,514.89	
A10100	V6388	07/26/2017	07/26/2017	00999103 COLUMBUS CITY TREASURER	48,290.22	
A10100	V6390	07/26/2017	07/26/2017	00999114 HCSO COA ADMIN	88,125.81	
A10100	V6391	07/31/2017	07/31/2017	00999112 MY PAYMENTS PLUS	269.16	
A10100	V6392	07/31/2017	07/31/2017	00999996 MEMO CHECK	6,838.26	
A10100	V6393	07/31/2017	07/31/2017	00999114 HCSO COA ADMIN	10,216.51	
A10100	V6397	08/01/2017	08/01/2017	00015000 PNC BANK	20,346.41	
A10100	V6398	08/01/2017	08/01/2017	00999094 AETNA	3,857,260.89	
A10100	V6399	08/01/2017	08/01/2017	00999100 DELTA DENTAL	179,149.95	
A10100	V6401	08/01/2017	08/01/2017	00999107 DIRECT ENERGY	2,024.95	
A10100	V6402	08/01/2017	08/01/2017	00999117 SEDGWICK CLAIMS MANAGEMEN	1,508.43	
A10100	V6403	08/01/2017	08/01/2017	00999132 CHARD SNYDER & ASSOCIATES	53,213.36	
A10100	V6430	08/01/2017	08/01/2017	00024258 STANDARD INSURANCE COMPAN	2,488.82	
A10100	V6431	07/14/2017	07/14/2017	00999133 ZURICH NORTH AMERICA	100,463.58	
A10100	164414	07/10/2017	07/19/2017	00018468 FOXFIRE GOLF CLUB	4,880.00	
A10100	164415	07/10/2017	07/26/2017	00025766 NAVIANCE INC.	62,860.08	
A10100	164416	07/10/2017	07/14/2017	00024819 ADAM DISABATO	1,200.00	
A10100	164417	07/10/2017	07/17/2017	00023304 AMERICAN INSTITUTES FOR R	25.00	
A10100	164418	07/10/2017	07/14/2017	00000135 COLUMBUS CITY SCHOOLS	11,284.75	
A10100	164419	07/10/2017	07/24/2017	00025582 DARIN WRIGHT	81.17	
A10100	164420	07/10/2017	07/20/2017	00024822 ERIC DISABATO	900.00	
A10100	164421	07/10/2017		00023091 GMVWA		450.00
A10100	164422	07/10/2017	07/14/2017	00011101 HILLIARD FLORAL DESIGN	119.90	
A10100	164423	07/10/2017	07/13/2017	00007628 MEEDER PUBLIC FUNDS INC	4,000.00	
A10100	164424	07/10/2017	07/20/2017	00022042 MR. D'S FUN TEES	1,476.00	
A10100	164425	07/10/2017	07/20/2017	00024113 OHIO HIGH SCHOOL ATHLETIC	200.00	
A10100	164426	07/10/2017	07/20/2017	00019138 OHSAA FOUNDATION	140.00	
A10100	164427	07/10/2017	07/14/2017	00004792 SAMS CLUB	257.29	
A10100	164428	07/10/2017	07/13/2017	00009711 SCHOOL HEALTH	316.67	
A10100	164429	07/10/2017	07/14/2017	00008928 THE FLAG LADY'S FLAG STOR	140.03	
A10100	164430	07/10/2017	07/19/2017	00024533 WINDSTREAM COMMUNICATIONS	167.15	
A10100	164431	07/11/2017	07/21/2017	00005667 UNITED PARCEL SERVICE	21.35	
A10100	164432	07/11/2017	07/25/2017	00025968 USA WRESTLING - OHIO	1,000.00	
A10100	164433	07/11/2017	07/14/2017	00022610 RICH & GILLIS LAW GROUP	8,777.50	
A10100	164434	07/11/2017	07/17/2017	00019412 SAM'S CLUB/SYNCHRONY BANK	90.50	
A10100	164435	07/11/2017	07/14/2017	00008064 SCOTT SCRIVEN LLP	21,644.00	
A10100	164443	07/13/2017	07/18/2017	00000423 WARD'S NATURAL SCIENCE	186.18	
A10100	164445	07/13/2017	07/18/2017	00003461 GREAT AMERICAN OPPORTUNIT	3,688.42	

POWERSCHOOL LLC
 DATE: 08/04/2017
 TIME: 09:34:52

HILLIARD CITY SCHOOL DISTRICT
 OUTSTANDING CHECKS

PAGE NUMBER: 2
 ACCTPA21
 ACCOUNTING PERIOD: 2/18

SELECTION CRITERIA: transact.period='1'

FUND/SCC - 0010000 - GENERAL FUND

CASH ACCT	CHECK NUMBER	DATE ISSUED	DATE CLEARED	VENDOR	CLEARED	OUTSTANDING
A10100	164448	07/13/2017	07/27/2017	00011565 BASA	1,772.90	
A10100	164449	07/13/2017	07/17/2017	00011824 STAPLES BUSINESS ADVANTAG	407.15	
A10100	164450	07/13/2017	07/17/2017	00015292 FANNING/HOWEY ASSOCIATES	17,907.01	
A10100	164451	07/13/2017		00015579 OHSBVA		786.00
A10100	164452	07/13/2017	07/20/2017	00021498 ZIDE'S SPORT SHOP	267.20	
A10100	164453	07/13/2017		00021777 JUDY KOVALCHIK		80.63
A10100	164455	07/13/2017	07/18/2017	00023589 C & C SCHOOL BUS PARTS	293.27	
A10100	164456	07/13/2017	07/24/2017	00023794 AMANDA SCHAEFFER	40.38	
A10100	164457	07/13/2017	07/24/2017	00024113 OHIO HIGH SCHOOL ATHLETIC	1,378.00	
A10100	164458	07/13/2017	07/24/2017	00024148 CENTRAL DISTRICT ATHLETIC	18,399.00	
A10100	164459	07/13/2017	07/26/2017	00024465 GEORGE THOMAS SUBIN	320.32	
A10100	164460	07/13/2017	07/19/2017	00024528 TNT POWERWASH INC	15,232.32	
A10100	164462	07/13/2017	07/17/2017	00024683 TEAM IP	6,804.00	
A10100	164463	07/13/2017	07/18/2017	00024901 JOHN W. GRAY II	480.00	
A10100	164464	07/13/2017	07/31/2017	00025027 GREEN AND SONS LTD	25,364.30	
A10100	164466	07/13/2017	07/17/2017	00025300 KELLY HOBBS	85.86	
A10100	164467	07/13/2017	07/17/2017	00025329 TERESA ZENITSKY	40.45	
A10100	164468	07/13/2017	07/24/2017	00025338 RULING OUR EXPERIENCES	750.00	
A10100	164469	07/13/2017	07/20/2017	00025367 MATT BEATTY	98.90	
A10100	164470	07/13/2017	07/26/2017	00025511 DUBLIN JEROME BOYS SOCCER	600.00	
A10100	164471	07/13/2017	07/17/2017	00025560 BETHANY STONE	108.08	
A10100	164472	07/13/2017	07/17/2017	00025566 AMBER DALTON	116.24	
A10100	164473	07/13/2017	07/19/2017	00025574 ERIN WOODS	82.48	
A10100	164474	07/13/2017	07/17/2017	00025726 ELFORD INC.	99,866.95	
A10100	164475	07/13/2017		00025827 BRANDON D'SOUZA		500.00
A10100	164476	07/13/2017	07/17/2017	00025918 WILLIAM GIACOMELLI	32.97	
A10100	164477	07/13/2017	07/21/2017	00025919 SPENCER JUMP	55.59	
A10100	164478	07/13/2017	07/20/2017	00025969 FOX GRAPE LLC	1,400.00	
A10100	164479	07/13/2017	07/27/2017	00501798 MARK SPICER	230.00	
A10100	164480	07/13/2017		00519131 DIANE DAVIS		122.38
A10100	164481	07/13/2017	07/20/2017	00801876 COLLEEN ANDERSON	86.96	
A10100	164482	07/20/2017	07/27/2017	00000099 DELILLE OXYGEN CO.	80.00	
A10100	164483	07/20/2017	07/25/2017	00000235 JACK'S APPLIANCE INC	4,057.00	
A10100	164484	07/20/2017	07/27/2017	00000762 HILLIARD LAWN AND GARDEN	64.02	
A10100	164485	07/20/2017	07/26/2017	00001216 BOBBY LAYMAN CHEVROLET	120.80	
A10100	164486	07/20/2017	07/31/2017	00001956 PITNEY BOWES	276.00	
A10100	164487	07/20/2017	07/28/2017	00003911 FERGUSON ENTERPRISES INC	540.11	
A10100	164488	07/20/2017	07/27/2017	00004842 OHIO DEPT OF JOB & FAMILY	1,985.00	
A10100	164489	07/20/2017	07/27/2017	00004999 RIDDELL ALL AMERICAN	21,738.27	
A10100	164490	07/20/2017	07/27/2017	00005038 SHERWIN WILLIAMS CO.	351.19	
A10100	164492	07/20/2017	07/27/2017	00005148 COLUMBIA GAS OF OHIO INC	3,797.33	
A10100	164493	07/20/2017	07/27/2017	00005619 TRANE PARTS & SUPPLY	224.75	
A10100	164494	07/20/2017	07/26/2017	00005630 GLOCKNER OIL COMPANY	107.10	
A10100	164495	07/20/2017		00005667 UNITED PARCEL SERVICE		7.25
A10100	164496	07/20/2017		00006208 ASCD		89.00
A10100	164497	07/20/2017	07/28/2017	00006386 APPLE INC.	28,655.00	
A10100	164498	07/20/2017	07/25/2017	00006839 FRAME & SPRING INC.	1,375.60	
A10100	164499	07/20/2017	07/26/2017	00006978 CARDINAL BUS SALES & SERV	1,343.10	
A10100	164500	07/20/2017	07/27/2017	00007269 OHIO BUREAU OF CRIMINAL I	2,306.00	
A10100	164501	07/20/2017	07/28/2017	00007701 GINGWAY PRODUCTS INC.	30.46	
A10100	164502	07/20/2017	07/25/2017	00007998 PRINCIPAL TRUCK SUPPLY I	305.94	
A10100	164503	07/20/2017	07/27/2017	00008102 LOWE'S COMPANIES	2,512.50	
A10100	164504	07/20/2017	07/26/2017	00008363 PROGRESS SUPPLY CO.	729.07	
A10100	164505	07/20/2017	07/25/2017	00008444 FYDA FREIGHTLINER	1,477.10	

POWERSCHOOL LLC
 DATE: 08/04/2017
 TIME: 09:34:52

HILLIARD CITY SCHOOL DISTRICT
 OUTSTANDING CHECKS

PAGE NUMBER: 3
 ACCTPA21
 ACCOUNTING PERIOD: 2/18

SELECTION CRITERIA: transact.period='1'

FUND/SCC - 0010000 - GENERAL FUND

CASH ACCT	CHECK NUMBER	DATE ISSUED	DATE CLEARED	VENDOR	CLEARED	OUTSTANDING
A10100	164506	07/20/2017		00008533 JOHN BANDOW		25.00
A10100	164507	07/20/2017	07/28/2017	00009268 TREAS STATE OF OHIO ELEV	78.25	
A10100	164508	07/20/2017	07/26/2017	00009514 TALIAFERRO ENTERPRISES I	50.00	
A10100	164509	07/20/2017	07/25/2017	00009785 COLUMBUS BUILDERS SUPPLY	255.00	
A10100	164510	07/20/2017	07/27/2017	00011309 FLYERS PIZZA AND SUBS	5,350.52	
A10100	164511	07/20/2017	07/28/2017	00011492 OAGC	600.00	
A10100	164512	07/20/2017	07/26/2017	00011824 STAPLES BUSINESS ADVANTAG	189.58	
A10100	164513	07/20/2017		00012137 WATKINS MEMORIAL HIGH SCH		150.00
A10100	164514	07/20/2017		00013365 DUBLIN COFFMAN HIGH SCHOO		170.00
A10100	164515	07/20/2017		00013368 THOMAS WORTHINGTON HIGH S		250.00
A10100	164516	07/20/2017		00014678 OCC MIDDLE SCHOOL ATHLETI		150.00
A10100	164517	07/20/2017	07/28/2017	00014949 CRAIG VROOM	50.00	
A10100	164518	07/20/2017	07/26/2017	00015360 CEDARVILLE UNIVERSITY	141.77	
A10100	164519	07/20/2017	07/25/2017	00015451 EASTWAY SUPPLIES INC	427.44	
A10100	164520	07/20/2017		00016250 PERRYSBURG HIGH SCHOOL		150.00
A10100	164521	07/20/2017		00017071 MARYSVILLE HIGH SCHOOL		200.00
A10100	164522	07/20/2017	07/26/2017	00018659 SILCO FIRE PROTECTION	206,170.00	
A10100	164523	07/20/2017	07/25/2017	00018691 MCMILLEN PAVING	193,454.00	
A10100	164524	07/20/2017	07/26/2017	00019056 WORKHEALTH	7,275.00	
A10100	164525	07/20/2017		00019138 OHSAA FOUNDATION		430.00
A10100	164526	07/20/2017	07/31/2017	00021200 KRISTY BUMGARNER	250.00	
A10100	164527	07/20/2017		00021907 SUSIE GETTINGER		36.00
A10100	164528	07/20/2017		00021949 DAVE HUSTON		60.00
A10100	164529	07/20/2017		00022194 CHRIS LUBBAN		25.00
A10100	164530	07/20/2017	07/26/2017	00022234 JONES TRUCK & SPRING REPA	891.70	
A10100	164531	07/20/2017	07/27/2017	00022565 BISHOP WATTERSON HIGH SCH	150.00	
A10100	164532	07/20/2017	07/26/2017	00022801 OARNET	19,707.35	
A10100	164533	07/20/2017	07/25/2017	00022985 LIBERTY TIRE SERVICES OF	98.40	
A10100	164534	07/20/2017	07/28/2017	00023017 OHIO TABLES & CHAIRS	360.00	
A10100	164535	07/20/2017	07/26/2017	00023204 AMY CASE	25.00	
A10100	164536	07/20/2017	07/31/2017	00023271 GATEWAY FENCE CO.	2,200.00	
A10100	164537	07/20/2017	07/31/2017	00023397 STEPHANIE BORLAZA	25.00	
A10100	164538	07/20/2017		00023404 LAUREN SCHMIDT		25.00
A10100	164540	07/20/2017	07/25/2017	00023438 L & S TERMITE & PEST CONT	855.00	
A10100	164541	07/20/2017		00023617 REPUBLIC SERVICES		7,865.22
A10100	164542	07/20/2017		00023721 DUBLIN COFFMAN GIRL'S		175.00
A10100	164543	07/20/2017	07/26/2017	00023873 BRIDGEWAY ACADEMY	360.00	
A10100	164544	07/20/2017	07/27/2017	00023947 MATHESON TRI-GAS INC.	67.09	
A10100	164545	07/20/2017	07/25/2017	00024013 BUCKEYE CERAMIC SUPPLY	639.66	
A10100	164546	07/20/2017	07/26/2017	00024140 JANTON COMPANY	170.57	
A10100	164547	07/20/2017	07/21/2017	00024238 ARCHIE ARMENTROUT	60.00	
A10100	164548	07/20/2017	07/27/2017	00024239 BRIAR PATCH RANCH FOR KID	10,500.00	
A10100	164549	07/20/2017	07/31/2017	00024247 HUDL	1,500.00	
A10100	164550	07/20/2017	07/26/2017	00024391 DISCOVERY TOURS INC.	1,613.40	
A10100	164551	07/20/2017	07/26/2017	00024597 ROYAL DOCUMENT DESTRUCTIO	280.00	
A10100	164552	07/20/2017	07/26/2017	00024651 OFFICE CITY EXPRESS	1,199.00	
A10100	164553	07/20/2017	07/21/2017	00024765 CORT HAMILTON	25.00	
A10100	164554	07/20/2017		00024893 NUTZ & BOLTZ TOOLS LLC		787.95
A10100	164555	07/20/2017	07/26/2017	00024950 ACE HARDWARE	53.93	
A10100	164556	07/20/2017	07/31/2017	00025027 GREEN AND SONS LTD	158.16	
A10100	164557	07/20/2017		00025032 CLIFF HETZEL		60.00
A10100	164558	07/20/2017	07/27/2017	00025130 INTERPRETING PLUS LLC	4,914.00	
A10100	164559	07/20/2017	07/27/2017	00025308 KIDBLOG INC.	8,140.00	
A10100	164560	07/20/2017	07/28/2017	00025470 A TEAM COOLING TOWERS LLC	88,954.00	

POWERSCHOOL LLC
 DATE: 08/04/2017
 TIME: 09:34:52

HILLIARD CITY SCHOOL DISTRICT
 OUTSTANDING CHECKS

PAGE NUMBER: 4
 ACCTPA21
 ACCOUNTING PERIOD: 2/18

SELECTION CRITERIA: transact.period='1'

FUND/SCC - 0010000 - GENERAL FUND

CASH ACCT	CHECK NUMBER	DATE ISSUED	DATE CLEARED	-----VENDOR-----	CLEARED	OUTSTANDING
A10100	164561	07/20/2017	07/28/2017	00025489 BRENTHAVEN	4,994.82	
A10100	164562	07/20/2017		00025490 ADVANCED ANIMAL REMOVAL P		1,300.00
A10100	164563	07/20/2017		00025544 SILVER LINING GROUP		59,070.00
A10100	164564	07/20/2017	07/26/2017	00025626 ANDREW STURGILL	1,000.00	
A10100	164565	07/20/2017		00025644 BROOKE HIGH SCHOOL ATHLET		250.00
A10100	164566	07/20/2017	07/26/2017	00025763 HIGHLAND COMMUNITY LEARNI	5,947.76	
A10100	164567	07/20/2017	07/28/2017	00025791 GARLAND/DBS INC.	1,098,792.06	
A10100	164568	07/20/2017	07/28/2017	00025813 GUTRIDGE PLUMBING INC.	68,478.40	
A10100	164569	07/20/2017	07/27/2017	00025821 BOB ROSS BUICK GMC INC	24,627.50	
A10100	164570	07/20/2017	07/27/2017	00025851 HELLAS CONSTRUCTION INC.	1,202,837.86	
A10100	164571	07/20/2017	07/28/2017	00025874 FRIESEN FAB & EQUIPMENTLL	127.25	
A10100	164572	07/20/2017	07/31/2017	00025883 MOHICAN STATE PARK LODGE	857.48	
A10100	164573	07/20/2017	07/27/2017	00025899 CHRIS JOHNSON	1,000.00	
A10100	164574	07/20/2017	07/27/2017	00025912 APPLECROSSING.COM LLC	5,000.00	
A10100	164575	07/20/2017	07/31/2017	00025914 ANGELA DIBLING	500.00	
A10100	164576	07/20/2017		00025915 RILEY CONTRACTING INC.		7,152.00
A10100	164577	07/20/2017		00508276 MICHAEL SIERAWSKI		35.00
A10100	164643	07/24/2017		00024501 DEPARTMENT OF TREASURY		6,709.00
A10100	164644	07/24/2017		00807686 THE COLUMBUS FOUNDATION		6,697.79
A10100	164645	07/24/2017	07/27/2017	806815 ILHAM MOUHARRAR	400.00	
A10100	164646	07/24/2017	07/25/2017	807582 REGINA HUFF	195.00	
A10100	164647	07/26/2017	07/31/2017	00000034 CAROLINA BIOLOGICAL SUPPL	1,224.20	
A10100	164648	07/26/2017	07/31/2017	00005038 SHERWIN WILLIAMS CO.	10,496.96	
A10100	164649	07/26/2017	07/31/2017	00005619 TRANE PARTS & SUPPLY	55,126.00	
A10100	164650	07/26/2017		00005667 UNITED PARCEL SERVICE		6.49
A10100	164651	07/26/2017	07/28/2017	00006978 CARDINAL BUS SALES & SERV	1,016,948.00	
A10100	164652	07/26/2017	07/31/2017	00017570 GENESIS BUILDING SYSTEMS	13,975.00	
A10100	164653	07/26/2017	07/28/2017	00022091 STATE OF OHIO	127.70	
A10100	164654	07/26/2017	07/28/2017	00022234 JONES TRUCK & SPRING REPA	1,464.39	
A10100	164655	07/26/2017		00022352 NORTHWEST EVALUATION ASSO		5,657.50
A10100	164656	07/26/2017		00024257 PUBLIC FINANCE RESOURCES		1,545.00
A10100	164657	07/26/2017	07/28/2017	00024785 COMPLETE RESTORATION SERV	23,170.00	
A10100	164658	07/26/2017	07/31/2017	00025113 ULINE INC.	530.83	
A10100	164659	07/26/2017	07/31/2017	00025470 A TEAM COOLING TOWERS LLC	24,193.00	
A10100	164660	07/26/2017		00025594 WEST INTERACTIVE SERVICES		21,920.00
A10100	164661	07/26/2017	07/31/2017	00025852 GO ZERO SERVICES	300.00	
A10100	164662	07/26/2017	07/31/2017	00025972 UNIQUE TRUCK EQUIPMENT	124.97	
A10100	164663	07/26/2017	07/31/2017	00025978 ELIZABETH VAN WINKLE	400.00	
A10100	164664	07/26/2017		00025979 TERI GOLDAMMER		250.00
A10100	V164436	07/12/2017	07/12/2017	00024479 SEDGWICK CLAIMS MANAGEMEN	2,805.25	
A10100	V164437	07/12/2017	07/12/2017	00019935 TEAM SPORTS	2,540.00	
A10100	V164438	07/12/2017	07/12/2017	00000383 STANTON'S SHEET MUSIC	129.98	
A10100	V164439	07/12/2017	07/12/2017	00011116 SCHOOL SPECIALTY	50.17	
A10100	V164440	07/12/2017	07/12/2017	00023265 XTEK PARTNERS	22,400.00	
A10100	V164441	07/12/2017	07/12/2017	00024577 PAYFLEX SYSTEMS USA INC.	539.00	
A10100	V164442	07/13/2017	07/13/2017	00002319 KROGER CO.	636.20	
A10100	V164444	07/13/2017	07/13/2017	00001234 GORDON FLESCH CO	1.38	
A10100	V164446	07/13/2017	07/13/2017	00010750 DISCOUNT SCHOOL SUPPLY	944.13	
A10100	V164447	07/13/2017	07/13/2017	00011233 CLASSROOM DIRECT	11.37	
A10100	V164454	07/13/2017	07/13/2017	00023265 XTEK PARTNERS	210.00	
A10100	V164461	07/13/2017	07/13/2017	00024676 FOLLETT SCHOOL SOLUTIONS	11,386.80	
A10100	V164465	07/13/2017	07/13/2017	00025147 E.C. BABBERT INC.	4,965.00	
A10100	V164578	07/20/2017	07/20/2017	00000130 FREY SCIENTIFIC CO.	1,802.63	
A10100	V164579	07/20/2017	07/20/2017	00000369 TRANSPORTATION ACCESSORIE	3,668.07	

POWERSCHOOL LLC
 DATE: 08/04/2017
 TIME: 09:34:52

HILLIARD CITY SCHOOL DISTRICT
 OUTSTANDING CHECKS

PAGE NUMBER: 5
 ACCTPA21
 ACCOUNTING PERIOD: 2/18

SELECTION CRITERIA: transact.period='1'

FUND/SCC - 0010000 - GENERAL FUND

CASH ACCT	CHECK NUMBER	DATE ISSUED	DATE CLEARED	VENDOR	CLEARED	OUTSTANDING
A10100	V164580	07/20/2017	07/20/2017	00000415 WESTWATER SUPPLY CORP	572.86	
A10100	V164581	07/20/2017	07/20/2017	00001278 W.W. GRAINGER	649.58	
A10100	V164582	07/20/2017	07/20/2017	00003006 SCHOLASTIC	296.67	
A10100	V164583	07/20/2017	07/20/2017	00003027 LOEB ELECTRIC	33,175.73	
A10100	V164584	07/20/2017	07/20/2017	00004204 CENTURY EQUIPMENT CO.	498.42	
A10100	V164585	07/20/2017	07/20/2017	00004895 HEINEMANN ED BOOKS	3,998.12	
A10100	V164586	07/20/2017	07/20/2017	00007312 DEBBIE COCHRAN	25.00	
A10100	V164587	07/20/2017	07/20/2017	00008078 VICKY CLARK	25.00	
A10100	V164588	07/20/2017	07/20/2017	00008625 ACCURATE ELECTRIC	187,967.57	
A10100	V164591	07/20/2017	07/20/2017	00009148 BECKER'S ELECTRIC	5,731.20	
A10100	V164592	07/20/2017	07/20/2017	00009971 SCOTSMAN MID-OHIO	40.40	
A10100	V164593	07/20/2017	07/20/2017	00010310 BATTERIES PLUS	39.40	
A10100	V164594	07/20/2017	07/20/2017	00010750 DISCOUNT SCHOOL SUPPLY	5,395.14	
A10100	V164595	07/20/2017	07/20/2017	00011450 AQUA SCIENCE	1,161.60	
A10100	V164596	07/20/2017	07/20/2017	00011511 INTERSTATE BATTERY SYSTEM	291.48	
A10100	V164597	07/20/2017	07/20/2017	00011527 TRISTAR TRANSPORTATION	54,888.00	
A10100	V164598	07/20/2017	07/20/2017	00013143 ARAMARK - LUNCHROOM SERVI	101,074.32	
A10100	V164599	07/20/2017	07/20/2017	00013407 DAWN SAYRE	25.00	
A10100	V164600	07/20/2017	07/20/2017	00013991 RICH BOETTNER	60.00	
A10100	V164601	07/20/2017	07/20/2017	00014462 FIREPROOF RECORDS CENTER	222.61	
A10100	V164602	07/20/2017	07/20/2017	00014469 KIMBALL-MIDWEST	308.14	
A10100	V164603	07/20/2017	07/20/2017	00014883 SCHOOL PRIDE LIMITED	780.00	
A10100	V164604	07/20/2017	07/20/2017	00015695 LEVITATE PLUS FLOORING SY	129,615.00	
A10100	V164605	07/20/2017	07/20/2017	00015874 ROY WALKER	60.00	
A10100	V164606	07/20/2017	07/20/2017	00016252 GREG HENNES	25.00	
A10100	V164607	07/20/2017	07/20/2017	00016337 SCHOLASTIC MAGAZINES	949.86	
A10100	V164608	07/20/2017	07/20/2017	00017522 SKINNER DIESEL SERVICE	558.42	
A10100	V164609	07/20/2017	07/20/2017	00018677 TROY FILTERS	327.12	
A10100	V164610	07/20/2017	07/20/2017	00019827 NATE BOBEK	25.00	
A10100	V164611	07/20/2017	07/20/2017	00020058 CORI KINDL	25.00	
A10100	V164612	07/20/2017	07/20/2017	00020409 CARMEN'S DISTRIBUTION SYS	659.77	
A10100	V164613	07/20/2017	07/20/2017	00020928 WALT'S PAVEMENT MARKINGS	1,652.00	
A10100	V164614	07/20/2017	07/20/2017	00021104 MICHAEL HEITZMAN	25.00	
A10100	V164615	07/20/2017	07/20/2017	00021773 JOHN ERAMO & SONS INC.	301,647.09	
A10100	V164616	07/20/2017	07/20/2017	00022154 KELLY RILEY	1,506.00	
A10100	V164617	07/20/2017	07/20/2017	00022191 STEVE'S AUTO GLASS LLC	100.00	
A10100	V164618	07/20/2017	07/20/2017	00022200 ACCESS 2 INTERPRETERS	163.75	
A10100	V164619	07/20/2017	07/20/2017	00022564 W.D. TIRE SERVICE CENTER	12,855.77	
A10100	V164620	07/20/2017	07/20/2017	00022589 MIKE ABRAHAM	25.00	
A10100	V164621	07/20/2017	07/20/2017	00022594 MIKE MCDONOUGH	60.00	
A10100	V164622	07/20/2017	07/20/2017	00022696 STATE SECURITY	2,134.00	
A10100	V164623	07/20/2017	07/20/2017	00023107 SHELLI MILLER	25.00	
A10100	V164624	07/20/2017	07/20/2017	00023441 KEVIN BUCHMAN	25.00	
A10100	V164625	07/20/2017	07/20/2017	00023652 KATIE WINDHAM	25.00	
A10100	V164626	07/20/2017	07/20/2017	00023825 ALLIED SOURCES	37,250.00	
A10100	V164627	07/20/2017	07/20/2017	00023915 ROJEN COMPANY	387.40	
A10100	V164628	07/20/2017	07/20/2017	00024075 BRIAN HART	99.82	
A10100	V164629	07/20/2017	07/20/2017	00024237 KEITH RABLEY	60.00	
A10100	V164630	07/20/2017	07/20/2017	00024262 RUSH TRUCK CENTERS OF OHI	947.67	
A10100	V164631	07/20/2017	07/20/2017	00024288 JENNIFER LOWERY	60.00	
A10100	V164632	07/20/2017	07/20/2017	00024433 HERBERT HIGGINBOTHAM JR.	25.00	
A10100	V164633	07/20/2017	07/20/2017	00024523 GARY HEYDER	60.00	
A10100	V164634	07/20/2017	07/20/2017	00024781 APOLLO OIL LLC	287.99	
A10100	V164635	07/20/2017	07/20/2017	00025000 R.E.M. COMMUNICATIONS INC	34,125.00	

POWERSCHOOL LLC
 DATE: 08/04/2017
 TIME: 09:34:52

HILLIARD CITY SCHOOL DISTRICT
 OUTSTANDING CHECKS

PAGE NUMBER: 6
 ACCTPA21
 ACCOUNTING PERIOD: 2/18

SELECTION CRITERIA: transact.period='1'

FUND/SCC - 0010000 - GENERAL FUND

CASH ACCT	CHECK NUMBER	DATE ISSUED	DATE CLEARED	-----VENDOR-----	CLEARED	OUTSTANDING
A10100	V164636	07/20/2017	07/20/2017	00025112 RAFAEL MONTANEZ	73.25	
A10100	V164637	07/20/2017	07/20/2017	00025591 LEVEL 3 COMMUNICATIONS L	1,761.90	
A10100	V164638	07/20/2017	07/20/2017	00025797 MW MIELKE INC.	92,518.32	
A10100	V164639	07/20/2017	07/20/2017	00025798 KIRK BROS. MASONRY INC.	363,761.44	
A10100	V164640	07/20/2017	07/20/2017	00025812 NORTH CENTRAL FABRICATION	138,218.25	
A10100	V164641	07/20/2017	07/20/2017	00025814 MILCON COMMERCIAL CONCRET	125,041.79	
A10100	V164642	07/20/2017	07/20/2017	00025904 CROWN BATTERY MANUFACTURI	57.90	
A10100	V164665	07/26/2017	07/26/2017	00003027 LOEB ELECTRIC	428.14	
A10100	V164666	07/26/2017	07/26/2017	00004895 HEINEMANN ED BOOKS	17,743.01	
A10100	V164667	07/26/2017	07/26/2017	00011527 TRISTAR TRANSPORTATION	45,153.00	
A10100	V164668	07/26/2017	07/26/2017	00017344 MARBLE CLIFF OIL COMPANY	3,574.78	
A10100	V164669	07/26/2017	07/26/2017	00018996 DECKER EQUIPMENT	311.77	
A10100	V164670	07/26/2017	07/26/2017	00022564 W.D. TIRE SERVICE CENTER	778.12	
A10100	V164671	07/26/2017	07/26/2017	00023602 PROVIDEO SYSTEMS INC.	4,100.00	
A10100	V164672	07/26/2017	07/26/2017	00025270 CPR - CELL PHONE REPAIR	6,676.00	
A10100	V164673	07/26/2017	07/26/2017	00025452 SELERIX SYSTEMS INC.	5,598.00	
TOTAL CASH ACCOUNT					11,609,184.90	123,187.21
TOTAL FUND					11,609,184.90	123,187.21
TOTAL REPORT					11,609,184.90	123,187.21