

HILLIARD CITY SCHOOL DISTRICT



Monthly Financial Report

February 2017

Brian W. Wilson, Treasurer/C.F.O.

Hilliard City School District

General Fund

End of Month as Compared to One Year Prior
February 28, 2017

| | February 2017 Summary | February 2016 Summary | Variance |
|-------------------|----------------------------------|----------------------------------|-------------------|
| Beginning Balance | 38,471,542 | 32,815,569 | 5,655,973 |
| Revenue | 39,063,982 | 48,417,437 | -9,353,455 |
| Expenditures | 14,219,124 | 13,727,059 | 492,065 |
| Ending Balance | <u>63,316,400</u> | <u>67,505,947</u> | <u>-4,189,547</u> |

Hilliard City School District
 General Fund Budget Comparison
 As of February 28, 2017

| | FY2017 Budget + Carryover Encum. | FYTD Expenditures | % Expended | PFYTD Expenditures | % change from PFYTD |
|---------------------------|---|------------------------------|-----------------------|-------------------------------|--------------------------------|
| Personal services | \$ 114,053,261 | 74,363,967 | 65% | 70,999,733 | 4.7% |
| Fringe benefits | 40,788,976 | 26,808,484 | 66% | 24,226,012 | 10.7% |
| Purchased services | 18,869,992 | 11,328,717 | 60% | 10,574,662 | 7.1% |
| Supplies and Materials | 5,553,641 | 2,355,725 | 42% | 2,227,227 | 5.8% |
| Capital outlay | 162,378 | 86,218 | 53% | 203,015 | -57.5% |
| Other | 4,444,943 | 2,002,095 | 45% | 1,735,217 | 15.4% |
| Total General Fund | \$ 183,873,191 | 116,945,206 | 64% | 109,965,866 | 6.3% |

Hilliard City School District

General Fund Revenue

End of Month as Compared to One Year Prior
February 28, 2017

| <i>Revenue Source</i> | February 2017 Revenue | February 2016 Revenue | Variance |
|---|--------------------------|--------------------------|-------------------|
| Real Estate Taxes | 34,184,000 | 44,092,800 | -9,908,800 |
| Personal Tangible Taxes | 0 | 0 | 0 |
| Other Local Taxes (Manufactured Home Tax, Estate Tax, etc) | 0 | 0 | 0 |
| Unrestricted Grants-in-Aid (State Foundation & Subsidies, Medicare in Schools Program) | 4,032,199 | 4,154,583 | -122,384 |
| Restricted Grants-in-Aid (Poverty Based Assistance, Vocational Funding; E-Rate; QSCB credit) | 43,634 | 45,961 | -2,327 |
| Homestead/Rollback, Public Utility Dereg., TPP Loss Reimb | 0 | 0 | 0 |
| Other Operating Revenue (Tuition, Class Fees, Bldg Rentals, Interest, Sale of Assets, PILOT, etc.) | 798,593 | 124,093 | 674,500 |
| Other Financial Sources (Refund of PY Expenditure) | 5,556 | 0 | 5,556 |
| Transfers / Advances | 0 | 0 | 0 |
| Totals | 39,063,982 | 48,417,437 | -9,353,455 |

Hilliard City School District

General Fund Budget

End of Month as Compared to One Year Prior
February 28, 2017

| <i>Expenditure Area</i> | February 2017 Expenditures | February 2016 Expenditures | Variance |
|-------------------------|-------------------------------|-------------------------------|----------------|
| Salaries & Wages | 9,274,524 | 8,871,438 | 403,086 |
| Fringe Benefits | 3,424,292 | 3,258,958 | 165,334 |
| Total | 12,698,816 | 12,130,396 | 568,420 |
| Purchased Services | 1,190,783 | 1,319,000 | -128,217 |
| Supplies & Materials | 244,080 | 214,124 | 29,956 |
| Capital Outlay | 0 | 7,701 | -7,701 |
| Other Objects | 85,445 | 55,838 | 29,607 |
| Transfers & Advances | 0 | 0 | 0 |
| Totals | 1,520,308 | 1,596,663 | -76,355 |
| Grand Total | 14,219,124 | 13,727,059 | 492,065 |

Hilliard City School District
 Appropriations for the Month Ending February 28, 2017

| | Appropriation | Approved Advances | Prior FY Encumbrance | FYTD Expendable | FYTD Expenditures | Encumbrances | Unencumbered Balance | Unencumbered Percent |
|---|----------------------|-------------------|----------------------|--------------------|--------------------|-------------------|----------------------|----------------------|
| 001 - GENERAL FUND | \$ 182,200,873 | - | 1,672,330 | 183,873,203 | 116,945,205 | 4,663,153 | 62,264,845 | 34% |
| 002 - BOND RETIREMENT | 17,177,000 | - | - | 17,177,000 | 15,739,213 | - | 1,437,787 | 8% |
| 003 - PERMANENT IMPROVEMENT | 4,791,900 | - | 1,103,903 | 5,895,803 | 4,070,174 | 215,482 | 1,610,147 | 27% |
| 004 - BUILDING FUND | 50,000,000 | - | - | 50,000,000 | 1,609,103 | 3,673,792 | 44,717,105 | 89% |
| 006 - FOOD SERVICE | 5,938,500 | - | 174,294 | 6,112,794 | 3,504,919 | 1,723,345 | 884,530 | 14% |
| 007 - SPECIAL TRUST | 61,000 | - | 305 | 61,305 | 16,818 | 9,390 | 35,097 | 57% |
| 011 - ROTARY - SPECIAL SERVICES | 2,853,900 | - | 10,134 | 2,864,034 | 1,649,011 | 117,116 | 1,097,907 | 38% |
| 018 - PUBLIC SCHOOL SUPPORT | 525,000 | - | 15,020 | 540,020 | 184,250 | 97,731 | 258,039 | 48% |
| 019 - OTHER GRANT | 20,000 | - | - | 20,000 | 10,660 | 31 | 9,309 | 47% |
| 024 - EMPLOYEE BENEFITS SELF-INSURANCE | 26,331,500 | - | - | 26,331,500 | 18,644,718 | 5,877,425 | 1,809,357 | 7% |
| 300 - DISTRICT MANAGED STUDENT ACTIVITY | 1,253,000 | - | 54,935 | 1,307,935 | 573,820 | 135,027 | 599,088 | 46% |
| 401 - AUXILLIARY SERVICES | 745,000 | - | 112,683 | 857,683 | 434,561 | 73,096 | 350,026 | 41% |
| 451 - DATA COMMUNICATION | 39,600 | - | - | 39,600 | - | - | 39,600 | 100% |
| 499 - MISCELLANEOUS STATE GRANT | 15,000 | - | - | 15,000 | 13,499 | - | 1,501 | 10% |
| 516 - IDEA PART-B GRANT | 2,950,000 | - | - | 2,950,000 | 1,864,018 | 47,737 | 1,038,245 | 35% |
| 551 - LIMITED ENGLISH PROFICIENCY | 225,000 | - | - | 225,000 | 150,025 | - | 74,975 | 33% |
| 572 - TITLE I | 1,600,000 | - | 5,851 | 1,605,851 | 940,245 | 12,210 | 653,396 | 41% |
| 587 - EARLY CHILDHOOD SPECIAL EDUCATION GRANT | 28,100 | - | - | 28,100 | 18,427 | - | 9,673 | 34% |
| 590 - TITLE II-A IMPROVING TEACHER QUALITY | 194,000 | - | - | 194,000 | 121,858 | - | 72,142 | 37% |
| 599 - MISCELLANEOUS FEDERAL GRANTS | 200,250 | - | - | 200,250 | 72,566 | 17,214 | 110,470 | 55% |
| | \$297,149,623 | - | 3,149,455 | 300,299,078 | 166,563,090 | 16,662,749 | 117,073,239 | 39% |

**Hilliard City School District
 Appropriations Compared to Resources
 as of February 28, 2017**

| | Unencumbered Balance July 1, 2016 | Estimated Resources | Total Available Balances | Appropriations and Advances | Available or Over Appropriation |
|---|--|--------------------------------|-------------------------------------|--|--|
| 001 - GENERAL FUND | \$ 38,578,602 | 177,403,000 | 215,981,602 | 182,200,873 | 33,780,729 |
| 002 - BOND RETIREMENT | 10,814,932 | 17,659,731 | 28,474,663 | 17,177,000 | 11,297,663 |
| 003 - PERMANENT IMPROVEMENT | 167,725 | 4,867,343 | 5,035,068 | 4,791,900 | 243,168 |
| 004 - BUILDING FUND | - | 50,000,000 | 50,000,000 | 50,000,000 | - |
| 006 - FOOD SERVICE | 2,333,643 | 5,301,000 | 7,634,643 | 5,938,500 | 1,696,143 |
| 007 - SPECIAL TRUST | 137,987 | 40,000 | 177,987 | 61,000 | 116,987 |
| 011 - ROTARY - SPECIAL SERVICES | 1,820,700 | 2,770,000 | 4,590,700 | 2,853,900 | 1,736,800 |
| 018 - PUBLIC SCHOOL SUPPORT | 443,983 | 455,000 | 898,983 | 525,000 | 373,983 |
| 019 - OTHER GRANT | 32,091 | 7,500 | 39,591 | 20,000 | 19,591 |
| 022 - STRS/SEC 125/VISION ADMIN | (70,804) | 13,800,000 | 13,729,196 | N/A | |
| 024 - EMPLOYEE BENEFITS SELF-INSURANCE | 7,934,493 | 26,430,000 | 34,364,493 | 26,331,500 | 8,032,993 |
| 031 - UNDERGROUND STORAGE TANKS | 11,000 | - | 11,000 | - | 11,000 |
| 200 - STUDENT MANAGED ACTIVITY | 452,435 | 520,000 | 972,435 | N/A | |
| 300 - DISTRICT MANAGED STUDENT ACTIVITY | 688,217 | 925,000 | 1,613,217 | 1,253,000 | 360,217 |
| 401 - AUXILLIARY SERVICES | 67,794 | 717,000 | 784,794 | 745,000 | 39,794 |
| 451 - DATA COMMUNICATION | - | 39,600 | 39,600 | 39,600 | - |

Hilliard City School District
 Appropriations Compared to Resources
 as of February 28, 2017

| | Unencumbered Balance July 1, 2016 | Estimated Resources | Total Available Balances | Appropriations and Advances | Available or Over Appropriation |
|---|---|------------------------|-----------------------------|--------------------------------|---------------------------------------|
| 499 - MISCELLANEOUS STATE GRANT | 3,558 | 13,000 | 16,558 | 15,000 | 1,558 |
| 516 - IDEA PART-B GRANT | (542) | 2,950,600 | 2,950,058 | 2,950,000 | 58 |
| 551 - LIMITED ENGLISH PROFICIENCY | 244 | 225,000 | 225,244 | 225,000 | 244 |
| 572 - TITLE I | (36,227) | 1,640,000 | 1,603,773 | 1,600,000 | 3,773 |
| 587 - EARLY CHILDHOOD SPECIAL EDUCATION GRANT | 439 | 28,000 | 28,439 | 28,100 | 339 |
| 590 - TITLE II-A IMPROVING TEACHER QUALITY | (228) | 195,000 | 194,772 | 194,000 | 772 |
| 599 - MISCELLANEOUS FEDERAL GRANTS | (293) | 201,000 | 200,707 | 200,250 | 457 |
| TOTAL ALL FUNDS | \$63,379,749 | 306,187,774 | 369,567,523 | 297,149,623 | 57,716,269 |

**Hilliard City School District
Bank Reconciliation
February 28, 2017**

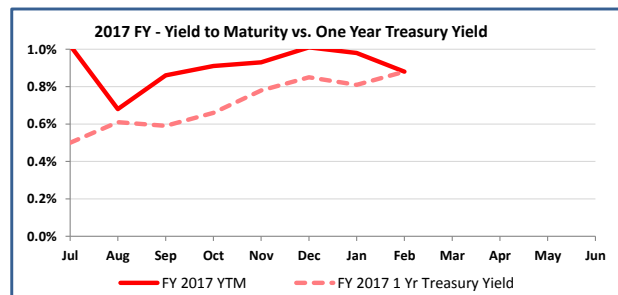
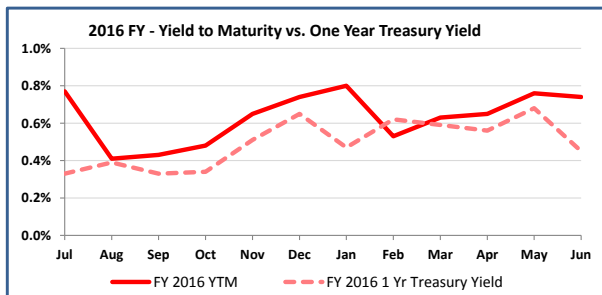
| Description | Beg. Bal. | Receipts | Disburse | End. Bal. |
|--|----------------------|-----------------------|-----------------------|----------------------|
| Huntington Bank - General Account | 13,439,655.32 | 91,443,570.07 | 87,760,897.48 | 17,122,327.91 |
| Huntington Bank - Cafeteria Account | - | 308,466.83 | 308,466.83 | - |
| Huntington Bank - Self Insurance | - | 2,241,349.76 | 2,241,349.76 | - |
| Huntington Bank - Student Fees | - | 46,119.45 | 46,119.45 | - |
| Huntington Bank - Workers Comp Self Ins | - | 3,050.28 | 3,050.28 | - |
| Huntington Bank - Dental Self Ins | - | 150,158.09 | 150,158.09 | - |
| Huntington Bank - Flex Spending | - | 72,972.34 | 72,972.34 | - |
| Investment Portfolio: | - | - | - | - |
| STAROhio - General | 176,686.02 | 8,003,535.10 | - | 8,180,221.12 |
| PNC MMA Savings | 685,062.25 | 20,018,697.02 | 14,942,710.97 | 5,761,048.30 |
| PNC Safekeeping (Comm Paper/Coupon) | 38,822,556.79 | 14,942,627.95 | - | 53,765,184.74 |
| Tristate Capital Bank - CDARS | 7,500,000.00 | - | - | 7,500,000.00 |
| | - | - | - | - |
| | - | - | - | - |
| | - | - | - | - |
| Less O/S checks prior month | (172,446.96) | - | (172,446.96) | - |
| Add: O/S checks current month | - | - | 112,913.44 | (112,913.44) |
| | - | - | - | - |
| Petty Cash Accounts: | 1,000.00 | - | - | 1,000.00 |
| Arbiter Pay - Petty Cash Account | 47,174.50 | 15,000.00 | - | 62,174.50 |
| | - | - | - | - |
| | - | - | - | - |
| | - | - | - | - |
| Feb Variances | - | - | - | - |
| SERS Bd Share, books Feb, bank Mar | - | - | 255,996.43 | (255,996.43) |
| SERS p/u, books Feb, bank Mar | - | - | 21,964.76 | (21,964.76) |
| ACH StopLossPymt, bank Feb, books Mar | - | - | (104,090.18) | 104,090.18 |
| Void PR Check, receipt not posted | - | (1,714.88) | - | (1,714.88) |
| Void Reissue PR Check, not refunded to GenAcct | - | 587.45 | - | 587.45 |
| Void/Reissue PR Check, medicare not refunded to Gen acct | - | 9.23 | - | 9.23 |
| Interest Receipts, bank Feb, books March | - | (3,740.88) | - | (3,740.88) |
| MyPymtsPlus - Receipts Bank Feb, Books Mar | - | (4,042.00) | - | (4,042.00) |
| MyPymtsPlus - Fees, bank Feb, books Mar | - | - | (161.66) | 161.66 |
| WrkrsComp pymts, bank Feb, books Mar | - | - | (2,051.92) | 2,051.92 |
| Feb Lunch receipts, bank Feb, books Mar | - | (15,279.84) | - | (15,279.84) |
| Visa Receipt, bank Feb, books Mar | - | (5,432.50) | - | (5,432.50) |
| Vault Deposits, bank Feb, books March | - | (101,167.21) | - | (101,167.21) |
| ACH Pymts, bank Feb, books Mar | - | - | (306.11) | 306.11 |
| Misc Dep HNB, not posted | - | (3.00) | - | (3.00) |
| Flex Spending Reimbursement, not posted | - | (940.40) | - | (940.40) |
| | - | - | - | - |
| | - | - | - | - |
| | - | - | - | - |
| Jan Variances | - | - | - | - |
| SERS Bd Share, books Jan, bank Feb | (252,815.01) | - | (252,815.01) | - |
| SERS p/u, books Jan, bank Feb | (22,239.76) | - | (22,239.76) | - |
| Return Deposit Item, bank Jan, books Feb | 228.00 | - | 228.00 | - |
| Bldg Fund Transfer, posted in Feb | 33,798.31 | (33,798.31) | - | - |
| | - | - | - | - |
| | - | - | - | - |
| | - | - | - | - |
| | - | - | - | - |
| | - | - | - | - |
| BANK TOTALS | 60,258,659.46 | 137,080,024.55 | 105,362,716.23 | 91,975,967.78 |
| BOOK TOTALS | 60,258,659.46 | 51,845,370.58 | 20,128,062.26 | 91,975,967.78 |

Hilliard City School District
Investment Report
As of February 28, 2017

| Issuer | Security Type | Location | Yield To Maturity | Settlement Date | Maturity Date | Purchase Price | Par | Days held | Length of Security |
|-----------------------------------|------------------------|----------|-------------------|-----------------|---------------|----------------------|-------------------|-------------|--------------------|
| Huntington Bank | Checking | n/a | 0.00% | 02/28/17 | 03/01/17 | 17,122,328 | 17,122,328 | 1.00 | 1.00 |
| PNC Bank | Money Market Account | n/a | 0.05% | 02/28/17 | 03/01/17 | 5,761,048 | 5,761,048 | 1.00 | 1.00 |
| StarOhio | Money Market | n/a | 0.79% | 02/28/17 | 03/01/17 | 8,180,221 | 8,180,221 | 1.00 | 1.00 |
| Commercial Paper | Commercial Paper | PNC | 1.09% | 06/16/16 | 03/10/17 | 1,983,832 | 2,000,000 | 258.00 | 267.00 |
| Commercial Paper | Commercial Paper | PNC | 1.01% | 06/30/16 | 03/21/17 | 2,233,335 | 2,250,000 | 244.00 | 264.00 |
| Commercial Paper | Commercial Paper | PNC | 1.07% | 06/30/16 | 03/24/17 | 248,016 | 250,000 | 244.00 | 267.00 |
| Commercial Paper | Commercial Paper | PNC | 1.00% | 07/01/16 | 03/28/17 | 158,800 | 160,000 | 243.00 | 270.00 |
| Commercial Paper | Commercial Paper | PNC | 1.00% | 07/07/16 | 03/30/17 | 992,611 | 1,000,000 | 237.00 | 266.00 |
| CDARS (TriState Capital Bank) | Certificate of Deposit | n/a | 0.85% | 03/31/16 | 03/30/17 | 2,500,000 | 2,500,000 | 335.00 | 364.00 |
| Commercial Paper | Commercial Paper | PNC | 0.95% | 07/07/16 | 03/31/17 | 943,306 | 950,000 | 237.00 | 267.00 |
| Commercial Paper | Commercial Paper | PNC | 1.01% | 07/11/16 | 04/04/17 | 992,509 | 1,000,000 | 233.00 | 267.00 |
| Commercial Paper | Commercial Paper | PNC | 1.14% | 02/07/17 | 05/03/17 | 498,654 | 500,000 | 22.00 | 85.00 |
| Commercial Paper | Commercial Paper | PNC | 1.24% | 08/10/16 | 05/05/17 | 376,492 | 380,000 | 203.00 | 268.00 |
| Commercial Paper | Commercial Paper | PNC | 1.27% | 08/10/16 | 05/05/17 | 931,113 | 940,000 | 203.00 | 268.00 |
| Commercial Paper | Commercial Paper | PNC | 0.93% | 02/15/17 | 05/22/17 | 2,743,180 | 2,750,000 | 14.00 | 96.00 |
| Commercial Paper | Commercial Paper | PNC | 0.99% | 02/10/17 | 05/31/17 | 1,944,131 | 1,950,000 | 19.00 | 110.00 |
| Commercial Paper | Commercial Paper | PNC | 1.00% | 02/08/17 | 06/07/17 | 2,790,744 | 2,800,000 | 21.00 | 119.00 |
| Commercial Paper | Commercial Paper | PNC | 1.09% | 02/08/17 | 06/19/17 | 2,988,101 | 3,000,000 | 21.00 | 131.00 |
| CDARS (TriState Capital Bank) | Certificate of Deposit | n/a | 0.85% | 06/23/16 | 06/22/17 | 2,000,000 | 2,000,000 | 251.00 | 364.00 |
| Federal Home Loan Mortgage Corp | Coupon 0.900% | PNC | 0.90% | 06/23/15 | 06/23/17 | 1,000,000 | 1,000,000 | 617.00 | 731.00 |
| Commercial Paper | Commercial Paper | PNC | 1.27% | 10/11/16 | 06/26/17 | 990,898 | 1,000,000 | 141.00 | 258.00 |
| Federal Home Loan Mortgage Corp | Coupon 0.900% | PNC | 0.90% | 07/14/15 | 07/14/17 | 1,600,000 | 1,600,000 | 596.00 | 731.00 |
| Commercial Paper | Commercial Paper | PNC | 1.41% | 10/26/16 | 07/21/17 | 534,332 | 540,000 | 126.00 | 268.00 |
| Commercial Paper | Commercial Paper | PNC | 1.14% | 02/07/17 | 07/24/17 | 1,492,067 | 1,500,000 | 22.00 | 167.00 |
| Commercial Paper | Commercial Paper | PNC | 1.41% | 10/31/16 | 07/25/17 | 1,484,314 | 1,500,000 | 121.00 | 267.00 |
| Commercial Paper | Commercial Paper | n/a | 1.20% | 02/07/17 | 07/28/17 | 2,485,750 | 2,500,000 | 22.00 | 171.00 |
| CDARS (TriState Capital Bank) | Certificate of Deposit | n/a | 0.95% | 09/10/15 | 09/07/17 | 1,500,000 | 1,500,000 | 538.00 | 728.00 |
| CDARS (TriState Capital Bank) | Certificate of Deposit | n/a | 0.95% | 10/29/15 | 10/27/17 | 1,500,000 | 1,500,000 | 489.00 | 729.00 |
| CD-Brkrd - Wells Fargo Bank | Coupon 1.000% | PNC | 1.00% | 10/28/15 | 10/30/17 | 249,000 | 249,000 | 490.00 | 733.00 |
| CD-Brkrd - Enerbank | Coupon 1.050% | PNC | 1.05% | 10/29/15 | 10/30/17 | 248,000 | 248,000 | 489.00 | 732.00 |
| CD-Brkrd - Everbank | Coupon 1.050% | PNC | 1.05% | 10/30/15 | 10/30/17 | 248,000 | 248,000 | 488.00 | 731.00 |
| CD-Brkrd - First Niagra Bank NA | Coupon 1.100% | PNC | 1.10% | 10/30/15 | 10/30/17 | 248,000 | 248,000 | 488.00 | 731.00 |
| CD-Brkrd - Fifth Third Bank | Coupon 1.200% | PNC | 1.20% | 02/05/16 | 02/02/18 | 248,000 | 248,000 | 390.00 | 728.00 |
| Federal National Mortgage Assoc | Coupon 1.250% | PNC | 1.25% | 09/28/15 | 09/25/18 | 930,000 | 930,000 | 520.00 | 1,093.00 |
| CD-Brkrd - Ally Bank | Coupon 1.600% | PNC | 1.60% | 10/15/15 | 10/15/18 | 248,000 | 248,000 | 503.00 | 1,096.00 |
| Federal National Mortgage Assoc | Coupon 1.250% | PNC | 1.25% | 02/26/16 | 02/26/19 | 1,000,000 | 1,000,000 | 369.00 | 1,096.00 |
| Federal National Mortgage Assoc | Coupon 1.270% | PNC | 1.27% | 02/26/16 | 02/26/19 | 1,000,000 | 1,000,000 | 369.00 | 1,096.00 |
| Federal National Mortgage Assoc | Coupon 1.300% | PNC | 1.30% | 03/11/16 | 03/15/19 | 1,000,000 | 1,000,000 | 355.00 | 1,099.00 |
| Federal Home Loan Mortgage Corp | Coupon 1.300% | PNC | 1.30% | 05/31/16 | 05/24/19 | 800,000 | 800,000 | 274.00 | 1,088.00 |
| CD-Brkrd - Financial Northeast Co | Coupon 1.300% | PNC | 1.30% | 05/26/16 | 05/28/19 | 200,000 | 200,000 | 279.00 | 1,097.00 |
| Federal National Mortgage Assoc | Coupon 1.250% | PNC | 1.25% | 06/28/16 | 06/28/19 | 500,000 | 500,000 | 246.00 | 1,095.00 |
| Federal National Mortgage Assoc | Coupon 1.270% | PNC | 1.27% | 07/11/16 | 07/11/19 | 500,000 | 500,000 | 233.00 | 1,095.00 |
| Federal Home Loan Mortgage Corp | Coupon 1.300% | PNC | 1.30% | 09/20/16 | 09/20/19 | 775,000 | 775,000 | 162.00 | 1,095.00 |
| Federal Home Loan Mortgage Corp | Coupon 1.300% | PNC | 1.30% | 10/18/16 | 10/18/19 | 775,000 | 775,000 | 134.00 | 1,095.00 |
| Federal Home Loan Bank | Coupon 1.500% | PNC | 1.50% | 02/22/16 | 02/10/20 | 500,000 | 500,000 | 373.00 | 1,449.00 |
| Federal Home Loan Mortgage Corp | Coupon 1.500% | PNC | 1.50% | 05/26/16 | 05/26/20 | 1,000,000 | 1,000,000 | 279.00 | 1,461.00 |
| Federal National Mortgage Assoc | Coupon 1.550% | PNC | 1.55% | 05/27/16 | 05/28/20 | 750,000 | 750,000 | 278.00 | 1,462.00 |
| Federal National Mortgage Assoc | Coupon 1.450% | PNC | 1.45% | 07/28/16 | 07/28/20 | 500,000 | 500,000 | 216.00 | 1,461.00 |
| Federal Home Loan Mortgage Corp | Coupon 1.500% | PNC | 1.50% | 09/08/16 | 09/08/20 | 2,000,000 | 2,000,000 | 174.00 | 1,461.00 |
| Federal National Mortgage Assoc | Coupon 1.500% | PNC | 1.50% | 09/30/16 | 09/30/20 | 1,500,000 | 1,500,000 | 152.00 | 1,461.00 |
| Federal Home Loan Mortgage Corp | Coupon 1.500% | PNC | 1.50% | 09/30/16 | 09/30/20 | 2,500,000 | 2,500,000 | 152.00 | 1,461.00 |
| CD-Brkrd - Comenity Capital Bank | Coupon 2.000% | PNC | 2.00% | 10/13/15 | 10/13/20 | 247,000 | 247,000 | 505.00 | 1,827.00 |
| CD-Brkrd - American Exp Cent Bank | Coupon 2.200% | PNC | 2.20% | 10/14/15 | 10/14/20 | 247,000 | 247,000 | 504.00 | 1,827.00 |
| CD-Brkrd - Goldman Sachs Bank | Coupon 2.200% | PNC | 2.20% | 10/14/15 | 10/14/20 | 247,000 | 247,000 | 504.00 | 1,827.00 |
| CD-Brkrd - Capital One NA | Coupon 2.200% | PNC | 2.20% | 10/15/15 | 10/15/20 | 247,000 | 247,000 | 503.00 | 1,827.00 |
| CD-Brkrd - Discover Bank | Coupon 2.150% | PNC | 2.15% | 10/15/15 | 10/15/20 | 247,000 | 247,000 | 503.00 | 1,827.00 |
| CD-Brkrd - Capital One Bank NA | Coupon 2.200% | PNC | 2.20% | 10/15/15 | 10/15/20 | 247,000 | 247,000 | 503.00 | 1,827.00 |
| Federal Home Loan Mortgage Corp | Coupon 1.500% | PNC | 1.50% | 10/19/16 | 10/19/20 | 1,500,000 | 1,500,000 | 133.00 | 1,461.00 |
| Federal National Mortgage Assoc | Coupon 1.500% | PNC | 1.50% | 10/28/16 | 10/28/20 | 825,000 | 825,000 | 124.00 | 1,461.00 |
| CD-Brkrd - Sallie Mae Bank | Coupon 2.200% | PNC | 2.20% | 11/04/15 | 11/04/20 | 247,000 | 247,000 | 483.00 | 1,827.00 |
| Federal National Mortgage Assoc | Coupon 1.800% | PNC | 1.80% | 06/02/16 | 06/02/21 | 1,500,000 | 1,500,000 | 272.00 | 1,826.00 |
| Federal Home Loan Mortgage Corp | Coupon 2.000% | PNC | 2.00% | 11/30/16 | 11/24/21 | 1,080,000 | 1,080,000 | 91.00 | 1,820.00 |
| Total Portfolio | | | | | | \$ 92,328,783 | 92,486,597 | 1.00 | 1.00 |

| | Total | % |
|-------------------------|----------------------|----------------|
| Bank Accounts | \$ 22,883,376 | 24.78% |
| Certificates of Deposit | 10,918,000 | 11.83% |
| Commercial Paper | 26,812,186 | 29.04% |
| Agencies | 23,535,000 | 25.49% |
| Treasuries | - | 0.00% |
| StarOhio | 8,180,221 | 8.86% |
| Total Portfolio | \$ 92,328,783 | 100.00% |
| | \$ 92,328,783 | |

| | |
|------------------------------|-------------|
| Monthly Interest | \$ 22,542 |
| Total Interest Year To Date | \$ 407,198 |
| Weighted Avg Yld to Maturity | 0.88% |
| Weighted Average Maturity | 330.57 Days |



| Fund # | Fund Description | FYTD | MTD | FYTD | Current | Current | Unencumbered Bank |
|---------------|------------------------------------|----------------|---------------|----------------|---------------|--------------|-------------------|
| Begin Balance | MTD Receipts | Receipts | Expenditures | Expenditures | Fund Balance | Encumbrances | Fund Balance Code |
| 001 0000 | GENERAL FUND | | | | | | |
| 40,250,931.67 | 39,063,981.63 | 140,010,671.31 | 14,219,124.00 | 116,945,205.01 | 63,316,397.97 | 4,663,153.10 | 58,653,244.87 |
| 002 0000 | BOND RETIREMENT FUND | | | | | | |
| 9,142,274.28 | 6,558,143.35 | 16,708,339.63 | 341,394.91 | 15,739,212.72 | 10,111,401.19 | 0.00 | 10,111,401.19 |
| 002 9000 | BOND RETIREMENT SINKING FUND | | | | | | |
| 1,672,658.17 | 1,251.90 | 330,409.44 | 0.00 | 0.00 | 2,003,067.61 | 0.00 | 2,003,067.61 |
| 003 0000 | PERMANENT IMPROVEMENT FUND | | | | | | |
| 1,271,627.21 | 1,254,657.59 | 5,822,419.52 | 140,736.20 | 4,070,173.85 | 3,023,872.88 | 215,482.59 | 2,808,390.29 |
| 006 0000 | FOOD SERVICE FUND | | | | | | |
| 2,507,937.57 | 303,768.33 | 3,324,969.03 | 954,487.17 | 3,504,919.29 | 2,327,987.31 | 1,723,344.81 | 604,642.50 |
| 007 9000 | BANDOW RECOGNITION FUND | | | | | | |
| 208.43 | 0.00 | 200.00- | 0.00 | 0.00 | 8.43 | 0.00 | 8.43 |
| 007 9001 | REINHARD RECOGNITION FUND | | | | | | |
| 159.44 | 0.00 | 2,000.00 | 0.00 | 0.00 | 2,159.44 | 0.00 | 2,159.44 |
| 007 9002 | TOM LAMB MEMORIAL SCHOLARSHIP | | | | | | |
| 1,100.00 | 0.00 | 0.00 | 0.00 | 0.00 | 1,100.00 | 0.00 | 1,100.00 |
| 007 9003 | CONAWAY SCHOLARSHIP FUND | | | | | | |
| 1,000.00 | 0.00 | 0.00 | 0.00 | 0.00 | 1,000.00 | 0.00 | 1,000.00 |
| 007 9004 | ERIC LANGSTON MEMORIAL SCHOLARSHIP | | | | | | |
| 1,000.00 | 0.00 | 0.00 | 0.00 | 0.00 | 1,000.00 | 0.00 | 1,000.00 |
| 007 9007 | OPERATIONS STAFF TRUST | | | | | | |
| 2,360.33 | 180.00 | 365.78 | 0.00 | 956.16 | 1,769.95 | 243.84 | 1,526.11 |
| 007 9008 | COA - STAFF TRUST | | | | | | |
| 10,466.77 | 163.79 | 1,497.28 | 200.95 | 536.35 | 11,427.70 | 3,463.65 | 7,964.05 |
| 007 9009 | DISTRICT ADMIN STAFF TRUST | | | | | | |
| 8.77 | 123.50 | 1,003.00 | 75.95 | 513.56 | 498.21 | 0.00 | 498.21 |
| 007 9010 | ALTON DARBY STAFF TRUST | | | | | | |
| 1,037.58 | 48.95 | 1,615.12 | 0.00 | 577.72 | 2,074.98 | 0.00 | 2,074.98 |
| 007 9011 | I LC STAFF TRUST | | | | | | |
| 212.35 | 0.00 | 11.83 | 0.00 | 0.00 | 224.18 | 200.00 | 24.18 |
| 007 9020 | AVERY STAFF TRUST | | | | | | |
| 347.68 | 12.91 | 140.36 | 70.46 | 320.20 | 167.84 | 171.73 | 3.89- |

Date: 02/27/2017
 Time: 3:04 pm

HILLIARD CITY SCHOOL DISTRICT
 Financial Report by Fund/SCC

| Fund # | Fund Description | FYTD Receipts | MTD Expenditures | FYTD Expenditures | Current Fund Balance | Current Encumbrances | Unencumbered Bank Fund Balance | Code | |
|----------|-------------------------------|---------------|------------------|-------------------|----------------------|----------------------|--------------------------------|--------|----------|
| 007 9030 | BEACON STAFF TRUST | 594.38 | 35.46 | 231.90 | 0.00 | 49.37 | 776.91 | 0.00 | 776.91 |
| 007 9040 | BRITTON STAFF TRUST | 2,343.69 | 29.25 | 202.05 | 0.00 | 201.61 | 2,344.13 | 0.00 | 2,344.13 |
| 007 9050 | BROWN STAFF TRUST | 1,154.14 | 32.28 | 1,230.81 | 168.41 | 1,115.17 | 1,269.78 | 98.83 | 1,170.95 |
| 007 9060 | DARBY CREEK STAFF TRUST | 523.04 | 42.97 | 309.16 | 0.00 | 13.39 | 818.81 | 0.00 | 818.81 |
| 007 9070 | HILLIARD CROSSING STAFF TRUST | 232.04 | 0.00 | 0.00 | 0.00 | 0.00 | 232.04 | 0.00 | 232.04 |
| 007 9080 | HILLIARD HORIZON STAFF TRUST | 1,057.45 | 30.62 | 255.22 | 0.00 | 196.57 | 1,116.10 | 240.00 | 876.10 |
| 007 9090 | HOFFMAN TRAILS STAFF TRUST | 153.60 | 0.00 | 0.00 | 0.00 | 0.00 | 153.60 | 0.00 | 153.60 |
| 007 9100 | J. W. REASON STAFF TRUST | 196.48 | 41.97 | 1,174.05 | 49.25 | 557.23 | 813.30 | 470.25 | 343.05 |
| 007 9110 | NORWICH STAFF TRUST | 309.23 | 34.17 | 175.98 | 0.00 | 8.09 | 477.12 | 0.00 | 477.12 |
| 007 9120 | RIDGEWOOD STAFF TRUST | 346.20 | 63.28 | 427.17 | 0.00 | 291.77 | 481.60 | 359.21 | 122.39 |
| 007 9130 | SCIOTO DARBY STAFF TRUST | 1,396.38 | 28.55 | 98.93 | 0.00 | 10.04 | 1,485.27 | 0.00 | 1,485.27 |
| 007 9140 | HILLIARD STATION STAFF TRUST | 1,046.26 | 56.08 | 532.73 | 0.00 | 24.41 | 1,554.58 | 0.00 | 1,554.58 |
| 007 9150 | HILLIARD THARP STAFF TRUST | 1,139.31 | 41.25 | 200.74 | 0.00 | 312.09 | 1,027.96 | 0.00 | 1,027.96 |
| 007 9160 | PRESCHOOL STAFF TRUST | 1,823.01 | 0.00 | 106.09 | 0.00 | 251.67 | 1,677.43 | 0.00 | 1,677.43 |
| 007 9200 | HERITAGE MS STAFF TRUST | 606.58 | 300.73 | 1,189.28 | 0.00 | 221.06 | 1,574.80 | 500.00 | 1,074.80 |
| 007 9203 | HERITAGE MS RECOGNITION FUND | 3,395.82 | 0.00 | 861.00 | 0.00 | 0.00 | 4,256.82 | 0.00 | 4,256.82 |

| Fund # | Fund Description | FYTD | MTD | FYTD | Current | Current | Unencumbered Bank | | |
|---------------|---------------------------------------|--------------|--------------|--------------|--------------|--------------|-------------------|-----------|--------------|
| Begin Balance | MTD Receipts | Receipts | Expenditures | Expenditures | Fund Balance | Encumbrances | Fund Balance Code | | |
| 007 9300 | MEMORIAL MS STAFF TRUST | 862.23 | 200.07 | 703.16 | 223.85 | 488.88 | 1,076.51 | 111.12 | 965.39 |
| 007 9301 | MEMORIAL MS SCHOLARSHIP FUND | 3,714.90 | 0.00 | 0.00 | 0.00 | 0.00 | 3,714.90 | 0.00 | 3,714.90 |
| 007 9400 | WEAVER MS STAFF TRUST | 224.23 | 126.36 | 855.49 | 0.00 | 17.86 | 1,061.86 | 0.00 | 1,061.86 |
| 007 9401 | DANNY TRAUTMAN ATHLETIC FUND | 2,940.00 | 0.00 | 0.00 | 0.00 | 320.00 | 2,620.00 | 0.00 | 2,620.00 |
| 007 9500 | DARBY STAFF TRUST | 1,207.80 | 1,168.12 | 6,152.88 | 129.22 | 2,477.97 | 4,882.71 | 0.00 | 4,882.71 |
| 007 9600 | DAVIDSON STAFF TRUST | 2,891.29 | 1,006.08 | 6,195.89 | 0.00 | 1,405.54 | 7,681.64 | 946.33 | 6,735.31 |
| 007 9601 | KAREN LEHRER SCHOLARSHIP FUND | 709.00 | 0.00 | 0.00 | 0.00 | 0.00 | 709.00 | 0.00 | 709.00 |
| 007 9610 | DAVIDSON GIRLS VOLLEYBALL SCHOLARSHIP | 1,366.95 | 0.00 | 0.00 | 0.00 | 0.00 | 1,366.95 | 0.00 | 1,366.95 |
| 007 9700 | BRADLEY STAFF TRUST | 5,791.39 | 1,209.52 | 6,763.34 | 548.00 | 2,100.87 | 10,453.86 | 235.02 | 10,218.84 |
| 007 9800 | TRANSPORTATION STAFF TRUST | 5,052.66 | 57.71 | 554.51 | 113.72 | 787.99 | 4,819.18 | 2,212.01 | 2,607.17 |
| 007 9900 | UNCLAIMED FUNDS | 75,665.74 | 0.00 | 810.00 | 0.00 | 3,062.28 | 73,413.46 | 137.72 | 73,275.74 |
| 007 9901 | CELEBRATE EXCELLENCE FUND | 3,646.80 | 0.00 | 0.00 | 0.00 | 0.00 | 3,646.80 | 0.00 | 3,646.80 |
| 011 9001 | LATCHKEY FUND | 1,650,365.11 | 280,036.07 | 1,793,937.07 | 179,915.63 | 1,536,556.82 | 1,907,745.36 | 93,479.01 | 1,814,266.35 |
| 011 9003 | PAMELA CARPENTER MEMORIAL FUND | 375.87 | 0.00 | 0.00 | 0.00 | 0.00 | 375.87 | 0.00 | 375.87 |
| 011 9005 | TECHNOLOGY ROTARY FUND | 63,572.16 | 0.00 | 0.00 | 542.88 | 769.82 | 62,802.34 | 0.00 | 62,802.34 |
| 011 9006 | DISTRICT NEXT PROGRAM | 15,092.12 | 7,786.00 | 70,959.00 | 2,430.75 | 51,859.90 | 34,191.22 | 13,487.04 | 20,704.18 |

| Fund # | Fund Description | FYTD Receipts | MTD Expenditures | FYTD Expenditures | Current Fund Balance | Current Encumbrances | Unencumbered Bank Fund Balance | Code | |
|--------|---|---------------|------------------|-------------------|----------------------|----------------------|--------------------------------|-----------|------------|
| 011 | 9007 DISTRICT ONEZONE PROGRAM | 7,279.35 | 822.49 | 148,535.18 | 9,708.00 | 41,940.50 | 113,874.03 | 9,059.50 | 104,814.53 |
| 011 | 9500 AP FUND - DARBY | 23,982.79 | 2,883.00 | 3,383.00 | 0.00 | 0.00 | 27,365.79 | 0.00 | 27,365.79 |
| 011 | 9501 PSAT FUND - DARBY | 9,958.67 | 0.00 | 4,940.00 | 0.00 | 4,530.00 | 10,368.67 | 90.00 | 10,278.67 |
| 011 | 9600 AP FUND - DAVIDSON | 25,534.52 | 18,951.00 | 19,359.00 | 0.00 | 4,839.85 | 40,053.67 | 1,000.00 | 39,053.67 |
| 011 | 9601 PSAT FUND - DAVIDSON | 304.00 | 0.00 | 5,020.00 | 0.00 | 4,314.00 | 1,010.00 | 0.00 | 1,010.00 |
| 011 | 9700 AP FUND - BRADLEY | 27,752.12 | 9,486.00 | 9,986.00 | 0.00 | 0.00 | 37,738.12 | 0.00 | 37,738.12 |
| 011 | 9701 PSAT FUND - BRADLEY | 655.60 | 0.00 | 4,360.00 | 0.00 | 4,200.00 | 815.60 | 0.00 | 815.60 |
| 011 | 9900 COLLEGE SENSE FUND | 4,680.00 | 0.00 | 0.00 | 0.00 | 0.00 | 4,680.00 | 0.00 | 4,680.00 |
| 011 | 9901 PSAT FUND - INNOVATIVE LEARNING CENTER | 1,282.10 | 0.00 | 0.00 | 0.00 | 0.00 | 1,282.10 | 0.00 | 1,282.10 |
| 018 | 9000 MULTI CULTURAL FUND | 4,788.57 | 0.00 | 0.00 | 0.00 | 78.00 | 4,710.57 | 350.00 | 4,360.57 |
| 018 | 9001 HUMAN RESOURCES - FINGERPRINTING | 39,791.68 | 958.00 | 11,223.00 | 1,096.00 | 15,874.00 | 35,140.68 | 11,818.00 | 23,322.68 |
| 018 | 9002 HILLIARD MUSIC BOOSTERS | 0.00 | 0.00 | 57,781.96 | 14,185.00 | 14,185.00 | 43,596.96 | 3,355.00 | 40,241.96 |
| 018 | 9003 EXCEPTIONAL CHILD OF THE MONTH | 10,519.09 | 0.00 | 0.00 | 0.00 | 0.00 | 10,519.09 | 0.00 | 10,519.09 |
| 018 | 9004 COA BUILDING FUND | 2,317.80 | 0.00 | 0.00 | 0.00 | 0.00 | 2,317.80 | 0.00 | 2,317.80 |
| 018 | 9005 TECHNOLOGY FUND | 21,404.28- | 0.00 | 21,716.00 | 299.00 | 359.00 | 47.28- | 9,641.00 | 9,688.28- |
| 018 | 9006 PRINCIPAL'S FUND - ILC | 4,910.07 | 1,674.15 | 12,752.33 | 320.43 | 13,415.83 | 4,246.57 | 1,194.94 | 3,051.63 |

Date: 02/27/2017
 Time: 3:04 pm

HILLIARD CITY SCHOOL DISTRICT
 Financial Report by Fund/SCC

| Fund # | Fund Description | FYTD Receipts | MTD Expenditures | FYTD Expenditures | Current Fund Balance | Current Encumbrances | Unencumbered Bank Fund Balance | Code | |
|----------|---------------------------------|---------------|------------------|-------------------|----------------------|----------------------|--------------------------------|----------|------------|
| 018 9007 | CELL TOWER FUND | 68,279.50 | 31,200.00 | 48,000.00 | 0.00 | 0.00 | 116,279.50 | 0.00 | 116,279.50 |
| 018 9008 | TOP 25 BREAKFAST FUND | 115.85 | 0.00 | 0.00 | 0.00 | 0.00 | 115.85 | 2,080.00 | 1,964.15- |
| 018 9010 | PRINCIPAL'S FUND - ALTON DARBY | 27,958.72 | 0.00 | 540.61 | 167.11 | 3,197.63 | 25,301.70 | 1,614.94 | 23,686.76 |
| 018 9011 | MEDIA CENTER - ALTON DARBY | 293.56 | 0.00 | 60.49 | 0.00 | 0.00 | 354.05 | 0.00 | 354.05 |
| 018 9012 | HUMAN RESOURCES - CIVIL SERVICE | 2,380.00 | 0.00 | 660.00 | 0.00 | 0.00 | 3,040.00 | 0.00 | 3,040.00 |
| 018 9020 | PRINCIPAL'S FUND - AVERY | 2,560.91 | 0.00 | 0.00 | 0.00 | 0.00 | 2,560.91 | 0.00 | 2,560.91 |
| 018 9021 | MEDIA CENTER - AVERY | 2,092.41 | 0.00 | 14.00 | 0.00 | 1,928.24 | 178.17 | 0.00 | 178.17 |
| 018 9030 | PRINCIPAL'S FUND - BEACON | 10,376.88 | 1,326.97 | 1,326.97 | 0.00 | 34.98 | 11,668.87 | 1,965.02 | 9,703.85 |
| 018 9031 | MEDIA CENTER - BEACON | 466.83 | 0.00 | 25.00 | 0.00 | 0.00 | 491.83 | 0.00 | 491.83 |
| 018 9040 | PRINCIPAL'S FUND - BRITTON | 6,255.50 | 0.00 | 0.00 | 0.00 | 275.93 | 5,979.57 | 2,224.07 | 3,755.50 |
| 018 9041 | MEDIA CENTER - BRITTON | 2,624.52 | 19.00 | 19.00 | 0.00 | 0.00 | 2,643.52 | 175.17 | 2,468.35 |
| 018 9050 | PRINCIPAL'S FUND - BROWN | 20,649.51 | 3,443.00 | 5,048.26 | 828.63 | 9,100.92 | 16,596.85 | 435.38 | 16,161.47 |
| 018 9051 | MEDIA CENTER - BROWN | 1,231.10 | 23.00 | 55.30 | 0.00 | 0.00 | 1,286.40 | 0.00 | 1,286.40 |
| 018 9052 | LITERACY FUND - BROWN | 209.16 | 0.00 | 0.00 | 0.00 | 0.00 | 209.16 | 0.00 | 209.16 |
| 018 9060 | PRINCIPAL'S FUND - DARBY CREEK | 118.17 | 0.00 | 0.00 | 0.00 | 0.00 | 118.17 | 0.00 | 118.17 |
| 018 9061 | MEDIA CENTER - DARBY CREEK | 231.83 | 0.00 | 0.00 | 0.00 | 0.00 | 231.83 | 0.00 | 231.83 |

Date: 02/27/2017
 Time: 3:04 pm

HILLIARD CITY SCHOOL DISTRICT
 Financial Report by Fund/SCC

| Fund # | Fund Description | FYTD Receipts | MTD Expenditures | FYTD Expenditures | Current Fund Balance | Current Encumbrances | Unencumbered Bank Fund Balance | Code | |
|----------|--------------------------------------|---------------|------------------|-------------------|----------------------|----------------------|--------------------------------|----------|-----------|
| 018 9070 | PRINCIPAL'S FUND - HILLIARD CROSSING | 8,270.98 | 1,240.45 | 1,490.45 | 0.00 | 298.69 | 9,462.74 | 1,240.00 | 8,222.74 |
| 018 9071 | MEDIA CENTER - HILLIARD CROSSING | 388.64 | 10.00 | 122.95 | 0.00 | 296.44 | 215.15 | 0.00 | 215.15 |
| 018 9080 | PRINCIPAL'S FUND - HILLIARD HORIZON | 1,541.00 | 0.00 | 976.00 | 0.00 | 1,028.00 | 1,489.00 | 0.00 | 1,489.00 |
| 018 9081 | MEDIA CENTER - HILLIARD HORIZON | 713.06 | 16.95 | 94.07 | 0.00 | 650.00 | 157.13 | 0.00 | 157.13 |
| 018 9082 | ILC - ADULT COLLEGE FAIR | 0.00 | 600.00 | 600.00 | 0.00 | 0.00 | 600.00 | 0.00 | 600.00 |
| 018 9090 | PRINCIPAL'S FUND - HOFFMAN TRAILS | 3,572.64 | 2,697.77 | 3,791.66 | 60.71 | 873.41 | 6,490.89 | 440.05 | 6,050.84 |
| 018 9091 | MEDIA CENTER - HOFFMAN TRAILS | 807.27 | 0.00 | 46.85 | 0.00 | 0.00 | 854.12 | 0.00 | 854.12 |
| 018 9100 | PRINCIPAL'S FUND - J.W. REASON | 8,947.05 | 1,437.27 | 3,064.02 | 54.91 | 2,319.83 | 9,691.24 | 731.64 | 8,959.60 |
| 018 9101 | MEDIA CENTER - J.W. REASON | 637.36 | 7.00 | 258.00 | 0.00 | 0.00 | 895.36 | 0.00 | 895.36 |
| 018 9110 | PRINCIPAL'S FUND - NORWICH | 239.49 | 0.00 | 0.00 | 0.00 | 195.00 | 44.49 | 0.00 | 44.49 |
| 018 9111 | MEDIA CENTER - NORWICH | 108.69 | 37.37 | 128.58 | 0.00 | 0.00 | 237.27 | 0.00 | 237.27 |
| 018 9120 | PRINCIPAL'S FUND - RIDGEWOOD | 1,080.99 | 0.00 | 829.79 | 9.29 | 2,171.96 | 261.18- | 4,190.44 | 4,451.62- |
| 018 9121 | MEDIA CENTER - RIDGEWOOD | 288.29- | 0.00 | 167.35 | 0.00 | 0.00 | 120.94- | 0.00 | 120.94- |
| 018 9130 | PRINCIPAL'S FUND - SCIOTO DARBY | 120.47 | 0.00 | 0.00 | 0.00 | 0.00 | 120.47 | 0.00 | 120.47 |
| 018 9131 | MEDIA CENTER - SCIOTO DARBY | 1,240.36 | 18.00 | 123.00 | 0.00 | 0.00 | 1,363.36 | 0.00 | 1,363.36 |
| 018 9140 | PRINCIPAL'S FUND - HILLIARD STATION | 115.68 | 0.00 | 309.56 | 0.00 | 0.00 | 425.24 | 0.00 | 425.24 |

Date: 02/27/2017
 Time: 3:04 pm

HILLIARD CITY SCHOOL DISTRICT
 Financial Report by Fund/SCC

| Fund # | Fund Description | FYTD | MTD | FYTD | Current | Current | Unencumbered Bank | | |
|---------------|--|-----------|--------------|--------------|--------------|--------------|-------------------|----------|-----------|
| Begin Balance | MTD Receipts | Receipts | Expenditures | Expenditures | Fund Balance | Encumbrances | Fund Balance Code | | |
| 018 9141 | MEDIA CENTER - HILLIARD STATION | 1,917.23 | 0.00 | 56.97 | 0.00 | 0.00 | 1,974.20 | 0.00 | 1,974.20 |
| 018 9146 | BAND INSTRUMENT RENTAL - STATION | 0.00 | 0.00 | 440.00 | 0.00 | 0.00 | 440.00 | 0.00 | 440.00 |
| 018 9147 | ORCHESTRA INSTRUMENT RENTAL - STATION | 0.00 | 0.00 | 1,040.00 | 0.00 | 554.50 | 485.50 | 0.00 | 485.50 |
| 018 9150 | PRINCIPAL'S FUND - HILLIARD THARP | 16,883.87 | 0.00 | 26.50 | 0.00 | 0.00 | 16,910.37 | 0.00 | 16,910.37 |
| 018 9151 | MEDIA CENTER - HILLIARD THARP | 2,171.06 | 0.00 | 80.64 | 0.00 | 0.00 | 2,251.70 | 0.00 | 2,251.70 |
| 018 9156 | BAND INSTRUMENT RENTAL - THARP | 0.00 | 80.00 | 1,720.00 | 0.00 | 21.75 | 1,698.25 | 0.00 | 1,698.25 |
| 018 9157 | ORCHESTRA INSTRUMENT RENTAL - THARP | 0.00 | 40.00 | 1,040.00 | 165.00 | 200.00 | 840.00 | 335.00 | 505.00 |
| 018 9160 | PRINCIPAL'S FUND - ALTON DARBY PRESCHOOL | 1,239.53 | 0.00 | 457.76 | 0.00 | 1,000.00 | 697.29 | 0.00 | 697.29 |
| 018 9170 | PRINCIPAL'S FUND - WASHINGTON | 3,457.89 | 944.57 | 1,561.07 | 0.00 | 250.00 | 4,768.96 | 700.00 | 4,068.96 |
| 018 9171 | MEDIA CENTER - WASHINGTON | 4,827.06 | 6.01 | 3,648.38 | 0.00 | 2,011.15 | 6,464.29 | 0.00 | 6,464.29 |
| 018 9200 | PRINCIPAL'S FUND - HERITAGE M. S. | 8,658.24 | 2,755.27 | 12,874.13 | 378.15 | 7,702.73 | 13,829.64 | 9,657.08 | 4,172.56 |
| 018 9201 | MEDIA CENTER - HERITAGE M. S. | 319.46- | 0.00 | 5,490.50 | 0.00 | 5,008.98 | 162.06 | 0.00 | 162.06 |
| 018 9202 | PROFESSIONAL DEVELOPMENT - HERITAGE | 727.50 | 0.00 | 0.00 | 0.00 | 0.00 | 727.50 | 0.00 | 727.50 |
| 018 9203 | BOX TOPS FUND - HERITAGE | 2,192.22 | 0.00 | 433.50 | 23.22 | 350.01 | 2,275.71 | 680.55 | 1,595.16 |
| 018 9206 | BAND INSTRUMENT RENTAL - HERITAGE | 0.00 | 0.00 | 160.00 | 0.00 | 0.00 | 160.00 | 0.00 | 160.00 |
| 018 9207 | ORCHESTRA INSTRUMENT RENTAL - HERITAGE | 0.00 | 0.00 | 1,032.00 | 90.00 | 90.00 | 942.00 | 510.00 | 432.00 |

| Fund # | Fund Description | FYTD | MTD | FYTD | Current | Current | Unencumbered Bank |
|---------------|--|-----------|--------------|--------------|--------------|--------------|-------------------|
| Begin Balance | MTD Receipts | Receipts | Expenditures | Expenditures | Fund Balance | Encumbrances | Fund Balance Code |
| 018 9300 | PRINCIPAL'S FUND - MEMORIAL M. S. | 10,114.47 | 1,092.22 | 8,434.16 | 12,175.17 | 3,875.62 | 8,299.55 |
| | 10,494.86 | 0.00 | | | | | |
| 018 9301 | MEDIA CENTER - MEMORIAL M. S. | 5,061.87 | 0.00 | 4,887.17 | 4,602.15 | 0.00 | 4,602.15 |
| | 4,427.45 | 4.15 | | | | | |
| 018 9306 | BAND INSTRUMENT RENTAL - MEMORIAL | 1,600.00 | 0.00 | 0.00 | 1,600.00 | 0.00 | 1,600.00 |
| | 0.00 | 0.00 | | | | | |
| 018 9307 | ORCHESTRA INSTRUMENT RENTAL - MEMORIAL | 1,160.00 | 0.00 | 0.00 | 1,160.00 | 0.00 | 1,160.00 |
| | 0.00 | 40.00 | | | | | |
| 018 9400 | PRINCIPAL'S FUND - WEAVER M. S. | 12,806.98 | 746.05 | 11,810.70 | 39,959.67 | 8,846.84 | 31,112.83 |
| | 38,963.39 | 963.00 | | | | | |
| 018 9401 | MEDIA CENTER - WEAVER M. S. | 4,887.09 | 0.00 | 3,474.75 | 2,586.19 | 0.00 | 2,586.19 |
| | 1,173.85 | 47.46 | | | | | |
| 018 9406 | BAND INSTRUMENT RENTAL - WEAVER | 2,260.00 | 0.00 | 1,240.25 | 1,019.75 | 259.75 | 760.00 |
| | 0.00 | 0.00 | | | | | |
| 018 9407 | ORCHESTRA INSTRUMENT RENTAL - WEAVER | 1,265.00 | 0.00 | 0.00 | 1,265.00 | 600.00 | 665.00 |
| | 0.00 | 40.00 | | | | | |
| 018 9500 | PRINCIPAL'S FUND - DARBY HIGH SCHOOL | 4,288.44 | 143.19 | 11,834.40 | 2,704.34 | 3,587.20 | 882.86- |
| | 10,250.30 | 3,562.01 | | | | | |
| 018 9501 | MEDIA CENTER - DARBY HIGH SCHOOL | 475.71 | 0.00 | 175.00 | 2,047.22 | 0.00 | 2,047.22 |
| | 1,746.51 | 40.34 | | | | | |
| 018 9502 | ATHLETIC UNIFORMS - DARBY HIGH SCHOOL | 0.00 | 0.00 | 0.00 | 16.00 | 0.00 | 16.00 |
| | 16.00 | 0.00 | | | | | |
| 018 9504 | ALUMNI GROVE - DARBY HIGH SCHOOL | 0.00 | 0.00 | 0.00 | 3,648.27 | 0.00 | 3,648.27 |
| | 3,648.27 | 0.00 | | | | | |
| 018 9505 | FRESH START - DARBY HIGH SCHOOL | 0.00 | 0.00 | 0.00 | 29.43 | 0.00 | 29.43 |
| | 29.43 | 0.00 | | | | | |
| 018 9506 | BAND INSTRUMENT RENTAL - DARBY | 1,660.00 | 0.00 | 2,290.00 | 630.00- | 2,500.00 | 3,130.00- |
| | 0.00 | 120.00 | | | | | |
| 018 9507 | ORCHESTRA INSTRUMENT RENTAL - DARBY | 920.00 | 0.00 | 0.00 | 920.00 | 0.00 | 920.00 |
| | 0.00 | 0.00 | | | | | |
| 018 9508 | BAND UNIFORM RENTAL - DARBY | 6,800.00 | 0.00 | 17,665.60 | 10,865.60- | 0.00 | 10,865.60- |
| | 0.00 | 200.00 | | | | | |

Date: 02/27/2017
 Time: 3:04 pm

HILLIARD CITY SCHOOL DISTRICT
 Financial Report by Fund/SCC

| Fund # | Fund Description | FYTD | MTD | FYTD | Current | Current | Unencumbered Bank |
|---------------|--|-----------|--------------|--------------|--------------|--------------|-------------------|
| Begin Balance | MTD Receipts | Receipts | Expenditures | Expenditures | Fund Balance | Encumbrances | Fund Balance Code |
| 018 9509 | ORCHESTRA UNIFORM RENTAL - DARBY | 0.00 | 80.00 | 1,040.00 | 0.00 | 0.00 | 1,040.00 |
| 018 9510 | CHOIR ROBE RENTAL - DARBY | 0.00 | 0.00 | 1,690.00 | 0.00 | 0.00 | 1,690.00 |
| 018 9600 | PRINCIPAL'S FUND - DAVIDSON H. S. | 32,169.58 | 2,981.17 | 6,553.71 | 591.59 | 9,069.93 | 29,653.36 |
| 018 9601 | MEDIA CENTER - DAVIDSON H. S. | 214.42 | 13.25- | 63.39 | 61.67 | 61.67 | 216.14 |
| 018 9602 | ATHLETIC UNIFORMS - DAVIDSON H. S. | 1,115.95 | 0.00 | 0.00 | 0.00 | 0.00 | 1,115.95 |
| 018 9603 | MUSIC UNIFORMS - DAVIDSON H. S. | 4,040.76 | 0.00 | 0.00 | 0.00 | 3,441.76 | 599.00 |
| 018 9605 | BOOK SALE - DAVIDSON H. S. | 14.99 | 0.00 | 0.00 | 0.00 | 0.00 | 14.99 |
| 018 9606 | BAND INSTRUMENT RENTAL - DAVIDSON | 0.00 | 120.00 | 2,120.00 | 4,100.00 | 4,100.00 | 1,980.00- |
| 018 9607 | ORCHESTRA INSTRUMENT RENTAL - DAVIDSON | 0.00 | 40.00 | 1,280.00 | 0.00 | 0.00 | 1,280.00 |
| 018 9608 | BAND UNIFORM RENTAL - DAVIDSON | 0.00 | 300.00 | 9,731.00 | 0.00 | 9,242.99 | 488.01 |
| 018 9609 | ORCHESTRA UNIFORM RENTAL - DAVIDSON | 0.00 | 80.00 | 1,280.00 | 0.00 | 716.00 | 564.00 |
| 018 9610 | CHOIR ROBE RENTAL - DAVIDSON | 0.00 | 100.00 | 3,356.50 | 0.00 | 1,924.47 | 1,432.03 |
| 018 9700 | PRINCIPAL'S FUND - BRADLEY HIGH SCHOOL | 45,873.96 | 3,188.01 | 5,298.73 | 1,037.92 | 7,827.58 | 43,345.11 |
| 018 9701 | MEDIA CENTER - BRADLEY HIGH SCHOOL | 3,542.85 | 68.70 | 659.66 | 0.00 | 0.00 | 4,202.51 |
| 018 9703 | MUSIC UNIFORMS - BRADLEY HS | 10,000.00 | 0.00 | 0.00 | 0.00 | 0.00 | 10,000.00 |
| 018 9704 | TURF REPLACEMENT - BRADLEY HIGH SCHOOL | 35,262.10 | 0.00 | 5,314.00 | 0.00 | 0.00 | 40,576.10 |

Date: 02/27/2017
 Time: 3:04 pm

HILLIARD CITY SCHOOL DISTRICT
 Financial Report by Fund/SCC

| Fund # | Fund Description | FYTD Receipts | MTD Expenditures | FYTD Expenditures | Current Fund Balance | Current Encumbrances | Unencumbered Bank Fund Balance | Bank Code |
|----------|---|---------------|------------------|-------------------|----------------------|----------------------|--------------------------------|-----------|
| 018 9706 | BAND INSTRUMENT RENTAL - BRADLEY | 0.00 | 40.00 | 1,840.00 | 0.00 | 0.00 | 1,840.00 | |
| 018 9707 | ORCHESTRA INSTRUMENT RENTAL - BRADLEY | 0.00 | 40.00 | 880.00 | 0.00 | 580.64 | 299.36 | 190.00 |
| 018 9708 | BAND UNI FORM RENTAL - BRADLEY | 0.00 | 150.00 | 5,650.00 | 0.00 | 0.00 | 5,650.00 | |
| 018 9709 | ORCHESTRA UNI FORM RENTAL - BRADLEY | 0.00 | 40.00 | 2,465.00 | 0.00 | 0.00 | 2,465.00 | |
| 018 9710 | CHOIR ROBE RENTAL - BRADLEY | 0.00 | 37.50 | 1,487.50 | 0.00 | 2,000.58 | 513.08- | 0.00 |
| 019 9000 | CPR/FIRST AID FUND | 1,028.77 | 0.00 | 0.00 | 0.00 | 0.00 | 1,028.77 | |
| 019 9002 | ASHLAND UNI VERSI TY FUND | 1,128.23 | 0.00 | 0.00 | 0.00 | 0.00 | 1,128.23 | |
| 019 9011 | AWAKENINGS PLAYGROUND PROJECT-HZN | 2,000.00 | 0.00 | 0.00 | 0.00 | 2,000.00 | 0.00 | 0.00 |
| 019 9085 | COLUMBUS FOUNDATION-LEGACY FUND SDE | 10,000.00 | 0.00 | 0.00 | 0.00 | 7,656.36 | 2,343.64 | 0.00 |
| 019 9107 | RDW FUEL UP GRANT | 931.07 | 0.00 | 0.00 | 0.00 | 853.66 | 77.41 | 31.34 |
| 019 9110 | CAREER ED GRANT 2009-10 | 8,244.72 | 0.00 | 0.00 | 0.00 | 0.00 | 8,244.72 | 0.00 |
| 019 9130 | FUEL UP TO PLAY 60 GRANT - SDE ELEMENTARY | 32.63 | 0.00 | 0.00 | 0.00 | 0.00 | 32.63 | 0.00 |
| 019 9900 | HIGH SCHOOL 2020 | 8,726.00 | 0.00 | 0.00 | 150.00 | 150.00 | 8,576.00 | 0.00 |
| 022 9001 | VISION ADMINISTRATION | 19,497.65- | 166.28 | 151,780.64 | 22,373.24 | 154,317.80 | 22,034.81- | 55,682.20 |
| 022 9002 | INTER-SCHOOL PTO | 3,117.31 | 0.00 | 475.00 | 0.00 | 0.00 | 3,592.31 | 0.00 |
| 022 9003 | DISTRICT AGENCY - STRS | 45,833.21- | 1,087,094.03 | 8,662,160.87 | 1,138,120.00 | 8,764,210.12 | 147,882.46- | 0.00 |

Date: 02/27/2017
 Time: 3:04 pm

HILLIARD CITY SCHOOL DISTRICT
 Financial Report by Fund/SCC

| Fund # | Fund Description | FYTD | MTD | FYTD | Current | Current | Unencumbered Bank | | |
|---------------|---|--------------|--------------|---------------|--------------|---------------|-------------------|--------------|--------------|
| Begin Balance | MTD Receipts | Receipts | Expenditures | Expenditures | Fund Balance | Encumbrances | Fund Balance Code | | |
| 022 9004 | DISTRICT AGENCY - FLEX SPENDING | 60,303.59 | 58,409.17 | 454,202.77 | 91,372.46 | 449,261.78 | 65,244.58 | 153,602.78 | 88,358.20- |
| 022 9510 | DARBY - OHSAA TOURNAMENT | 158.02- | 968.00 | 8,591.02 | 631.07 | 7,429.73 | 1,003.27 | 2,275.00 | 1,271.73- |
| 022 9610 | DAVIDSON - OHSAA TOURNAMENT | 37.68 | 0.00 | 5,560.32 | 0.00 | 5,585.92 | 12.08 | 0.00 | 12.08 |
| 022 9710 | BRADLEY - OHSAA TOURNAMENT | 168.10 | 673.00 | 37,827.90 | 120.00 | 37,316.73 | 679.27 | 200.00 | 479.27 |
| 024 0000 | SELF INSURANCE | 7,432,921.84 | 2,109,989.34 | 16,146,061.18 | 2,324,797.47 | 17,357,574.82 | 6,221,408.20 | 4,953,500.00 | 1,267,908.20 |
| 024 9001 | WORKERS COMP SELF INSURANCE | 171,501.58 | 28,270.24 | 226,819.42 | 998.36 | 87,179.58 | 311,141.42 | 138,889.65 | 172,251.77 |
| 024 9002 | DENTAL SELF INSURANCE | 330,069.33 | 157,417.36 | 1,251,199.12 | 150,158.09 | 1,199,963.78 | 381,304.67 | 785,035.22 | 403,730.55- |
| 031 9000 | UNDERGROUND STORAGE TANKS | 11,000.00 | 0.00 | 0.00 | 0.00 | 0.00 | 11,000.00 | 0.00 | 11,000.00 |
| 200 9030 | STUDENT COUNCIL - BEACON | 352.62 | 0.00 | 0.00 | 0.00 | 0.00 | 352.62 | 0.00 | 352.62 |
| 200 9070 | STUDENT LEADERSHIP TEAM - HILLIARD CROSSING | 949.44 | 0.00 | 0.00 | 0.00 | 0.00 | 949.44 | 0.00 | 949.44 |
| 200 9090 | STUDENT COUNCIL - HOFFMAN TRAILS | 3,075.23 | 0.00 | 0.00 | 0.00 | 0.00 | 3,075.23 | 0.00 | 3,075.23 |
| 200 9100 | STUDENT LEADERS - J.W. REASON | 693.00 | 0.00 | 0.00 | 0.00 | 0.00 | 693.00 | 0.00 | 693.00 |
| 200 9120 | STUDENT COUNCIL - RIDGEWOOD | 1,435.11 | 0.00 | 0.00 | 47.97 | 201.97 | 1,233.14 | 298.03 | 935.11 |
| 200 9140 | STUDENT COUNCIL - HILLIARD STATION | 271.65 | 0.00 | 0.00 | 0.00 | 0.00 | 271.65 | 0.00 | 271.65 |
| 200 9211 | SKI CLUB - HERITAGE | 1,839.23 | 0.00 | 1,500.00 | 1,250.00 | 1,250.00 | 2,089.23 | 550.00 | 1,539.23 |
| 200 9212 | NEWSPAPER - HERITAGE | 39.89 | 0.00 | 0.00 | 0.00 | 0.00 | 39.89 | 0.00 | 39.89 |

| Fund # | Fund Description | FYTD Receipts | MTD Expenditures | FYTD Expenditures | Current Fund Balance | Current Encumbrances | Unencumbered Bank Fund Balance | Code |
|----------|--|---------------|------------------|-------------------|----------------------|----------------------|--------------------------------|------|
| 200 9213 | YEARBOOK - HERITAGE | 2,518.17 | 0.00 | 0.00 | 2,518.17 | 0.00 | 2,518.17 | |
| 200 9214 | DRAMA CLUB - HERITAGE | 3,517.17 | 956.00 | 296.40 | 3,416.77 | 742.45 | 2,674.32 | |
| 200 9215 | LEADERSHIP ACADEMY - HERITAGE | 1,818.31 | 0.00 | 0.00 | 2,128.31 | 0.00 | 2,128.31 | |
| 200 9217 | ART CLUB - HERITAGE | 221.64 | 0.00 | 0.00 | 221.64 | 0.00 | 221.64 | |
| 200 9218 | SCHOOL STORE - HERITAGE | 1,098.95 | 0.00 | 0.00 | 1,098.95 | 0.00 | 1,098.95 | |
| 200 9219 | SOCIAL STUDIES CLUB - HERITAGE | 1,434.42 | 0.00 | 0.00 | 1,434.42 | 0.00 | 1,434.42 | |
| 200 9220 | MATH CLUB - HERITAGE | 15.82 | 0.00 | 0.00 | 15.82 | 0.00 | 15.82 | |
| 200 9221 | ENVIRONMENT CLUB - HERITAGE | 488.00 | 0.00 | 0.00 | 488.00 | 0.00 | 488.00 | |
| 200 9311 | SKI CLUB - MEMORIAL | 168.54 | 2,300.00 | 1,719.00 | 199.54 | 0.00 | 199.54 | |
| 200 9312 | SCHOOL STORE - MEMORIAL | 21.63 | 0.00 | 0.00 | 21.63 | 0.00 | 21.63 | |
| 200 9313 | YEARBOOK - MEMORIAL | 3,064.38 | 0.00 | 0.00 | 1,471.38 | 0.00 | 1,471.38 | |
| 200 9314 | MATH CLUB - MEMORIAL | 1,757.97 | 0.00 | 0.00 | 1,757.97 | 0.00 | 1,757.97 | |
| 200 9315 | SODA CLUB - MEMORIAL | 82.97- | 0.00 | 0.00 | 146.37- | 0.00 | 146.37- | |
| 200 9316 | RENAISSANCE CLUB - MEMORIAL | 258.84 | 0.00 | 0.00 | 258.84 | 0.00 | 258.84 | |
| 200 9317 | NATIONAL JUNIOR HONOR SOCIETY - MEMORIAL | 1,443.80 | 0.00 | 405.00 | 1,038.80 | 155.00 | 883.80 | |
| 200 9318 | DRAMA CLUB - MEMORIAL | 7,662.40 | 1,340.00 | 1,562.78 | 6,604.62 | 1,405.01 | 5,199.61 | |

| Fund # | Fund Description | FYTD | MTD | FYTD | Current | Current | Unencumbered Bank | | |
|---------------|---------------------------------------|-----------|--------------|--------------|--------------|--------------|-------------------|----------|----------|
| Begin Balance | MTD Receipts | Receipts | Expenditures | Expenditures | Fund Balance | Encumbrances | Fund Balance Code | | |
| 200 9319 | FUNDS FOR FITNESS - MEMORIAL | 942.41 | 0.00 | 430.00 | 0.00 | 2,156.13 | 783.72- | 0.00 | 783.72- |
| 200 9320 | LIBRARY CLUB - MEMORIAL | 889.31 | 0.00 | 187.30 | 46.95 | 46.95 | 1,029.66 | 53.05 | 976.61 |
| 200 9321 | LEADERSHIP ACADEMY - MEMORIAL | 1,412.41 | 0.00 | 0.00 | 0.00 | 2,312.50 | 900.09- | 0.00 | 900.09- |
| 200 9322 | DIVERSITY CLUB - MEMORIAL | 0.00 | 0.00 | 747.25 | 125.92 | 206.67 | 540.58 | 574.99 | 34.41- |
| 200 9411 | SKI CLUB - WEAVER | 1,881.10 | 50.00- | 7,650.00 | 4,074.89 | 5,174.89 | 4,356.21 | 2,497.11 | 1,859.10 |
| 200 9413 | YEARBOOK - WEAVER | 8,449.52 | 0.00 | 0.00 | 0.00 | 3,597.16 | 4,852.36 | 0.00 | 4,852.36 |
| 200 9511 | ART CLUB - DARBY | 1,118.70 | 0.00 | 120.00 | 0.00 | 0.00 | 1,238.70 | 0.00 | 1,238.70 |
| 200 9512 | CLAY CATS - DARBY | 768.18 | 0.00 | 338.00 | 53.20 | 291.20 | 814.98 | 678.80 | 136.18 |
| 200 9513 | THEATRE TROUPE - DARBY | 14,250.66 | 2,769.42 | 5,146.69 | 2,089.03 | 8,073.63 | 11,323.72 | 4,421.37 | 6,902.35 |
| 200 9514 | LITERARY ARTS - DARBY | 1,169.22 | 0.00 | 0.00 | 0.00 | 0.00 | 1,169.22 | 0.00 | 1,169.22 |
| 200 9515 | GIRL IN SCIENCE - DARBY | 0.00 | 0.00 | 554.44 | 0.00 | 211.53 | 342.91 | 421.47 | 78.56- |
| 200 9516 | PANTHER PRESS - DARBY | 951.62- | 951.62 | 951.62 | 0.00 | 0.00 | 0.00 | 0.00 | 0.00 |
| 200 9517 | ENVIRONMENTAL & WILDLIFE CLUB - DARBY | 0.00 | 0.00 | 0.00 | 0.00 | 0.00 | 0.00 | 200.00 | 200.00- |
| 200 9519 | FRENCH CLUB - DARBY | 914.41 | 0.00 | 320.00 | 0.00 | 449.17 | 785.24 | 38.65 | 746.59 |
| 200 9522 | SPANISH CLUB - DARBY | 34.56 | 0.00 | 0.00 | 0.00 | 0.00 | 34.56 | 0.00 | 34.56 |
| 200 9523 | MATH CLUB - DARBY | 321.81 | 0.00 | 245.00 | 0.00 | 230.00 | 336.81 | 0.00 | 336.81 |

Date: 02/27/2017
 Time: 3:04 pm

HILLIARD CITY SCHOOL DISTRICT
 Financial Report by Fund/SCC

| Fund # | Fund Description | FYTD | MTD | FYTD | Current | Current | Unencumbered Bank | | |
|---------------|---------------------------------|-----------|--------------|--------------|--------------|--------------|-------------------|-----------|-----------|
| Begin Balance | MTD Receipts | Receipts | Expenditures | Expenditures | Fund Balance | Encumbrances | Fund Balance Code | | |
| 200 9524 | HOME COMING - DARBY | 13,248.44 | 0.00 | 14,070.00 | 0.00 | 12,600.63 | 14,717.81 | 0.00 | 14,717.81 |
| 200 9525 | SCIENCE CLUB - DARBY | 1,183.75 | 0.00 | 234.00 | 1,175.62 | 1,175.62 | 242.13 | 0.00 | 242.13 |
| 200 9526 | ORCHESTRA CLUB - DARBY | 662.38 | 0.00 | 0.00 | 0.00 | 0.00 | 662.38 | 0.00 | 662.38 |
| 200 9527 | NATIONAL HONOR SOCIETY - DARBY | 1,368.47 | 75.00 | 3,286.00 | 0.00 | 0.00 | 4,654.47 | 4,455.00 | 199.47 |
| 200 9528 | PANTHER AMBASSADORS - DARBY | 371.84 | 0.00 | 1,361.96 | 0.00 | 924.04 | 809.76 | 829.00 | 19.24- |
| 200 9529 | RENAISSANCE CLUB - DARBY | 13,664.41 | 0.00 | 461.77 | 207.60 | 3,574.24 | 10,551.94 | 10,978.17 | 426.23- |
| 200 9530 | CHINESE CLUB - DARBY/ILC | 37.01 | 5.00 | 130.00 | 55.56 | 160.11 | 6.90 | 14.50 | 7.60- |
| 200 9531 | SCHOOL STORE - DARBY | 254.25- | 0.00 | 254.25 | 0.00 | 0.00 | 0.00 | 0.00 | 0.00 |
| 200 9532 | F. C. C. L. A. - DARBY | 2,451.72 | 0.00 | 0.00 | 0.00 | 0.00 | 2,451.72 | 0.00 | 2,451.72 |
| 200 9533 | JUNIOR STATE OF AMERICA - DARBY | 97.56 | 1,230.00 | 1,230.00 | 0.00 | 0.00 | 1,327.56 | 3,000.00 | 1,672.44- |
| 200 9535 | KEY CLUB - DARBY | 335.38 | 1,141.00 | 2,075.97 | 0.00 | 810.51 | 1,600.84 | 2,809.49 | 1,208.65- |
| 200 9537 | QUIZ TEAM - DARBY | 0.00 | 0.00 | 1,500.00 | 0.00 | 0.00 | 1,500.00 | 200.00 | 1,300.00 |
| 200 9541 | LIBRARY CLUB - DARBY | 180.00 | 0.00 | 0.00 | 0.00 | 0.00 | 180.00 | 0.00 | 180.00 |
| 200 9542 | YEARBOOK - DARBY | 936.96 | 130.00 | 3,288.32 | 0.00 | 368.17 | 3,857.11 | 0.00 | 3,857.11 |
| 200 9546 | GAY STRAIGHT ALLIANCE - DARBY | 5.87 | 0.00 | 0.00 | 0.00 | 0.00 | 5.87 | 200.00 | 194.13- |
| 200 9547 | ADVANCED FITNESS - DARBY | 0.18 | 0.00 | 0.00 | 0.00 | 0.00 | 0.18 | 0.00 | 0.18 |

Date: 02/27/2017
 Time: 3:04 pm

HILLIARD CITY SCHOOL DISTRICT
 Financial Report by Fund/SCC

| Fund # | Fund Description | FYTD | MTD | FYTD | Current | Current | Unencumbered Bank |
|---------------|--------------------------------------|----------|--------------|--------------|--------------|--------------|-------------------|
| Begin Balance | MTD Receipts | Receipts | Expenditures | Expenditures | Fund Balance | Encumbrances | Fund Balance Code |
| 200 9549 | PARTNERS' CLUB - DARBY 80.72 | 0.00 | 0.00 | 0.00 | 80.72 | 0.00 | 80.72 |
| 200 9551 | INTERACT CLUB - DARBY 5,677.35 | 269.00 | 65.23 | 481.78 | 5,464.57 | 2,118.22 | 3,346.35 |
| 200 9553 | SCIENCE ACTIVITY - DARBY 475.33 | 0.00 | 0.00 | 0.00 | 475.33 | 300.00 | 175.33 |
| 200 9554 | PHOTOGRAPHY CLUB - DARBY 3,097.98 | 3,256.50 | 2,304.90 | 3,989.30 | 2,365.18 | 2,122.35 | 242.83 |
| 200 9555 | DIVERSITY CLUB - DARBY 432.78 | 0.00 | 0.00 | 39.90 | 392.88 | 910.10 | 517.22- |
| 200 9556 | INTRAMURALS - DARBY 466.26 | 516.00 | 120.00 | 148.13 | 834.13 | 917.87 | 83.74- |
| 200 9565 | CLASS OF 2005 - DARBY 475.74 | 0.00 | 0.00 | 0.00 | 475.74 | 0.00 | 475.74 |
| 200 9566 | CLASS OF 2006 - DARBY 500.00 | 0.00 | 0.00 | 500.00 | 0.00 | 0.00 | 0.00 |
| 200 9567 | CLASS OF 2007 - DARBY 500.00 | 0.00 | 0.00 | 0.00 | 500.00 | 0.00 | 500.00 |
| 200 9568 | CLASS OF 2008 - DARBY 500.00 | 0.00 | 0.00 | 0.00 | 500.00 | 0.00 | 500.00 |
| 200 9569 | CLASS OF 2009 - DARBY 500.00 | 0.00 | 0.00 | 0.00 | 500.00 | 0.00 | 500.00 |
| 200 9570 | CLASS OF 2010 - DARBY 100.00 | 0.00 | 0.00 | 0.00 | 100.00 | 0.00 | 100.00 |
| 200 9571 | CLASS OF 2011 - DARBY 500.00 | 0.00 | 0.00 | 500.00 | 0.00 | 0.00 | 0.00 |
| 200 9572 | CLASS OF 2012 - DARBY 500.00 | 0.00 | 0.00 | 0.00 | 500.00 | 0.00 | 500.00 |
| 200 9573 | CLASS OF 2013 - DARBY 493.28 | 0.00 | 0.00 | 0.00 | 493.28 | 0.00 | 493.28 |
| 200 9574 | CLASS OF 2014 - DARBY 1,209.83 | 0.00 | 0.00 | 0.00 | 1,209.83 | 550.00 | 659.83 |

| Fund # | Fund Description | FYTD | MTD | FYTD | Current | Current | Unencumbered Bank | |
|---------------|------------------------------|-----------|--------------|--------------|--------------|--------------|-------------------|-----------|
| Begin Balance | MTD Receipts | Receipts | Expenditures | Expenditures | Fund Balance | Encumbrances | Fund Balance Code | |
| 200 9575 | CLASS OF 2015 - DARBY | 1,322.96 | 0.00 | 0.00 | 0.00 | 1,322.96 | 346.98 | 975.98 |
| 200 9576 | CLASS OF 2016 - DARBY | 5,049.65 | 0.00 | 0.00 | 2,500.00 | 2,549.65 | 370.00 | 2,179.65 |
| 200 9577 | CLASS OF 2017 - DARBY | 4,972.58 | 666.00 | 1,475.54 | 2,000.00 | 4,448.12 | 1,459.10 | 2,989.02 |
| 200 9578 | CLASS OF 2018 - DARBY | 3,382.03 | 276.83 | 4,404.83 | 120.00 | 7,666.86 | 15,430.00 | 7,763.14- |
| 200 9579 | CLASS OF 2019 - DARBY | 1,113.00 | 2,559.00 | 4,191.82 | 0.00 | 5,304.82 | 50.00 | 5,254.82 |
| 200 9580 | CLASS OF 2020 - DARBY | 0.00 | 0.00 | 1,269.00 | 30.00 | 1,239.00 | 1,556.39 | 317.39- |
| 200 9582 | TRAVEL CLUB - HILLIARD | 22.38 | 0.00 | 0.00 | 0.00 | 22.38 | 0.00 | 22.38 |
| 200 9611 | ART CLUB - DAVIDSON | 687.18 | 0.00 | 150.00 | 95.82 | 741.36 | 104.18 | 637.18 |
| 200 9612 | DRAMA CLUB - DAVIDSON | 68,039.59 | 1,153.00 | 17,608.40 | 4,558.37 | 22,346.91 | 5,127.70 | 58,173.38 |
| 200 9613 | BLUE TEAM - DAVIDSON | 465.46 | 0.00 | 90.00 | 57.43 | 498.03 | 142.57 | 355.46 |
| 200 9614 | CHEMISTRY CLUB - DAVIDSON | 3,012.62 | 0.00 | 0.00 | 0.00 | 3,012.62 | 374.25 | 2,638.37 |
| 200 9615 | PHYSICS CLUB - DAVIDSON | 933.31 | 0.00 | 0.00 | 220.00 | 713.31 | 7,610.00 | 6,896.69- |
| 200 9616 | FILM FEST - DAVIDSON | 3,191.22 | 0.00 | 520.00 | 2,137.08 | 1,574.14 | 504.64 | 1,069.50 |
| 200 9617 | WILDCAT NEWSPAPER - DAVIDSON | 1,480.43 | 0.00 | 1,310.00 | 0.00 | 1,441.20 | 1,758.80 | 409.57- |
| 200 9618 | BOOK CLUB - DAVIDSON | 109.00 | 0.00 | 0.00 | 0.00 | 109.00 | 0.00 | 109.00 |
| 200 9619 | FRENCH CLUB - DAVIDSON | 1,319.30 | 0.00 | 247.00 | 246.05 | 1,320.25 | 105.75 | 1,214.50 |

| Fund # | Fund Description | FYTD | MTD | FYTD | Current | Current | Unencumbered Bank | | |
|---------------|-----------------------------------|-----------|--------------|--------------|--------------|--------------|-------------------|----------|-----------|
| Begin Balance | MTD Receipts | Receipts | Expenditures | Expenditures | Fund Balance | Encumbrances | Fund Balance Code | | |
| 200 9620 | FRENCH HONOR SOCIETY - DAVIDSON | 235.23 | 0.00 | 0.00 | 0.00 | 235.23 | 0.00 | 235.23 | |
| 200 9621 | GERMAN CLUB - DAVIDSON | 791.31 | 0.00 | 120.00 | 29.26 | 149.19 | 762.12 | 300.81 | 461.31 |
| 200 9622 | SPANISH CLUB - DAVIDSON | 76.13 | 0.00 | 165.00 | 0.00 | 0.00 | 241.13 | 0.00 | 241.13 |
| 200 9623 | DANCE TEAM - DAVIDSON | 9.77- | 0.00 | 9.77 | 0.00 | 0.00 | 0.00 | 0.00 | 0.00 |
| 200 9624 | TECH CREW - DAVIDSON | 308.38 | 0.00 | 0.00 | 0.00 | 0.00 | 308.38 | 0.00 | 308.38 |
| 200 9625 | NATIONAL HONOR SOCIETY - DAVIDSON | 2,365.69 | 0.00 | 860.00 | 45.06 | 600.82 | 2,624.87 | 1,124.36 | 1,500.51 |
| 200 9626 | RENAISSANCE CLUB - DAVIDSON | 21,236.67 | 379.00 | 2,255.59 | 0.00 | 1,765.07 | 21,727.19 | 3,982.43 | 17,744.76 |
| 200 9627 | CHESS CLUB - DAVIDSON | 41.93 | 0.00 | 0.00 | 0.00 | 0.00 | 41.93 | 0.00 | 41.93 |
| 200 9628 | F. C. C. L. A. - DAVIDSON | 1,735.85 | 0.00 | 0.00 | 0.00 | 0.00 | 1,735.85 | 0.00 | 1,735.85 |
| 200 9629 | A. F. S. - DAVIDSON | 15.65 | 0.00 | 0.00 | 0.00 | 0.00 | 15.65 | 0.00 | 15.65 |
| 200 9630 | CULINARY ART CLUB - DAVIDSON | 274.26 | 0.00 | 0.00 | 0.00 | 0.00 | 274.26 | 0.00 | 274.26 |
| 200 9631 | SCHOOL STORE - DAVIDSON | 2,301.31 | 0.00 | 0.00 | 0.00 | 2,301.31 | 0.00 | 0.00 | 0.00 |
| 200 9632 | KEY CLUB - DAVIDSON | 6,936.80 | 2,420.00 | 7,272.32 | 0.00 | 2,865.00 | 11,344.12 | 5,000.00 | 6,344.12 |
| 200 9633 | FUTURE MEDICAL CAREERS - DAVIDSON | 431.80 | 0.00 | 0.00 | 0.00 | 0.00 | 431.80 | 0.00 | 431.80 |
| 200 9634 | PRE-ENGINEERING - DAVIDSON | 5,836.31 | 0.00 | 0.00 | 0.00 | 375.00 | 5,461.31 | 77.84 | 5,383.47 |
| 200 9635 | CBI - DAVIDSON | 3,459.88 | 0.00 | 0.00 | 0.00 | 0.00 | 3,459.88 | 0.00 | 3,459.88 |

Date: 02/27/2017
 Time: 3:04 pm

HILLIARD CITY SCHOOL DISTRICT
 Financial Report by Fund/SCC

| Fund # | Fund Description | FYTD | MTD | FYTD | Current | Current | Unencumbered Bank | | |
|---------------|--|-----------|--------------|--------------|--------------|--------------|-------------------|-----------|-----------|
| Begin Balance | MTD Receipts | Receipts | Expenditures | Expenditures | Fund Balance | Encumbrances | Fund Balance Code | | |
| 200 9636 | LEADERSHIP CLUB - DAVIDSON | 987.06 | 0.00 | 0.00 | 0.00 | 987.06 | 0.00 | 987.06 | |
| 200 9637 | SKI CLUB - DAVIDSON | 2,947.86 | 0.00 | 7,892.62 | 3,885.50 | 4,274.66 | 6,565.82 | 4,045.58 | 2,520.24 |
| 200 9639 | STUDENT COUNCIL - DAVIDSON | 34,620.06 | 4,278.37 | 18,378.42 | 605.49 | 12,423.77 | 40,574.71 | 11,549.02 | 29,025.69 |
| 200 9640 | CULTURAL AWARENESS CLUB - DAVIDSON | 961.52 | 0.00 | 120.00 | 0.00 | 158.95 | 922.57 | 66.05 | 856.52 |
| 200 9641 | ENVIRONMENTAL AWARENESS - DAVIDSON | 615.91 | 0.00 | 0.00 | 0.00 | 0.00 | 615.91 | 0.00 | 615.91 |
| 200 9642 | F. C. A. - DAVIDSON | 49.55 | 0.00 | 0.00 | 0.00 | 0.00 | 49.55 | 0.00 | 49.55 |
| 200 9643 | FOCUS - DAVIDSON | 3,075.91 | 0.00 | 725.00 | 0.00 | 1,259.28 | 2,541.63 | 250.00 | 2,291.63 |
| 200 9644 | YOUTH TO YOUTH - DAVIDSON | 566.60 | 0.00 | 0.00 | 0.00 | 0.00 | 566.60 | 0.00 | 566.60 |
| 200 9645 | CODING CLUB - DAVIDSON | 0.00 | 0.00 | 105.00 | 0.00 | 0.00 | 105.00 | 0.00 | 105.00 |
| 200 9646 | GAY STRAIGHT ALLIANCE - DAVIDSON | 120.00 | 0.00 | 0.00 | 0.00 | 0.00 | 120.00 | 0.00 | 120.00 |
| 200 9647 | YEARBOOK - DAVIDSON | 29,708.34 | 80.00 | 3,580.00 | 0.00 | 774.66 | 32,513.68 | 2,929.54 | 29,584.14 |
| 200 9648 | FUTURE EDUCATORS - DAVIDSON | 123.32 | 0.00 | 0.00 | 0.00 | 0.00 | 123.32 | 0.00 | 123.32 |
| 200 9649 | F. H. A. - DAVIDSON | 397.00 | 0.00 | 0.00 | 0.00 | 0.00 | 397.00 | 0.00 | 397.00 |
| 200 9650 | CROSS AGE MENTORING FOR PEACE - DAVIDSON | 46.00 | 0.00 | 0.00 | 0.00 | 0.00 | 46.00 | 0.00 | 46.00 |
| 200 9651 | LAS GATITAS - DAVIDSON | 299.40 | 0.00 | 0.00 | 0.00 | 0.00 | 299.40 | 0.00 | 299.40 |
| 200 9652 | TRAVEL CLUB - DAVIDSON | 34.70 | 0.00 | 0.00 | 0.00 | 0.00 | 34.70 | 0.00 | 34.70 |

| Fund # | Fund Description | FYTD | MTD | FYTD | Current | Current | Unencumbered Bank |
|---------------|--|----------|--------------|--------------|--------------|--------------|-------------------|
| Begin Balance | MTD Receipts | Receipts | Expenditures | Expenditures | Fund Balance | Encumbrances | Fund Balance Code |
| 200 9653 | GO GREEN TEAM - DAVIDSON | 0.00 | 0.00 | 0.00 | 0.15 | 0.00 | 0.15 |
| | 0.15 | 0.00 | | | | | |
| 200 9654 | CATS TEAM - DAVIDSON | 0.00 | 0.00 | 0.00 | 59.03 | 0.00 | 59.03 |
| | 59.03 | 0.00 | | | | | |
| 200 9655 | LIFE SKILLS - DAVIDSON | 748.00 | 51.30 | 372.01 | 3,538.81 | 552.99 | 2,985.82 |
| | 3,162.82 | 186.50 | | | | | |
| 200 9656 | INTERACT CLUB - DAVIDSON | 3,143.46 | 0.00 | 2,236.58 | 5,026.35 | 974.42 | 4,051.93 |
| | 4,119.47 | 0.00 | | | | | |
| 200 9657 | GERMAN AMERICAN PARTNERSHIP - DAVIDSON | 0.00 | 0.00 | 0.00 | 410.40 | 0.00 | 410.40 |
| | 410.40 | 0.00 | | | | | |
| 200 9658 | BROADWAY SERIES - DAVIDSON | 2,767.00 | 540.00 | 2,408.90 | 376.43 | 10,443.10 | 10,066.67- |
| | 18.33 | 495.00 | | | | | |
| 200 9659 | NEW STUDENT MENTORS - DAVIDSON | 431.00 | 0.00 | 555.18 | 2,184.35 | 432.32 | 1,752.03 |
| | 2,308.53 | 100.00 | | | | | |
| 200 9660 | CLASS OF 2000 - DAVIDSON | 0.00 | 0.00 | 0.00 | 467.42 | 0.00 | 467.42 |
| | 467.42 | 0.00 | | | | | |
| 200 9663 | CLASS OF 2003 - DAVIDSON | 0.00 | 0.00 | 0.00 | 9.77 | 0.00 | 9.77 |
| | 9.77 | 0.00 | | | | | |
| 200 9665 | CLASS OF 2005 - DAVIDSON | 0.00 | 0.00 | 0.00 | 500.00 | 0.00 | 500.00 |
| | 500.00 | 0.00 | | | | | |
| 200 9666 | CLASS OF 2006 - DAVIDSON | 0.00 | 0.00 | 0.00 | 500.00 | 0.00 | 500.00 |
| | 500.00 | 0.00 | | | | | |
| 200 9667 | CLASS OF 2007 - DAVIDSON | 0.00 | 0.00 | 0.00 | 500.00 | 0.00 | 500.00 |
| | 500.00 | 0.00 | | | | | |
| 200 9668 | CLASS OF 2008 - DAVIDSON | 0.00 | 0.00 | 0.00 | 500.00 | 0.00 | 500.00 |
| | 500.00 | 0.00 | | | | | |
| 200 9669 | CLASS OF 2009 - DAVIDSON | 0.00 | 0.00 | 0.00 | 500.00 | 0.00 | 500.00 |
| | 500.00 | 0.00 | | | | | |
| 200 9670 | CLASS OF 2010 - DAVIDSON | 0.00 | 0.00 | 0.00 | 207.24 | 0.00 | 207.24 |
| | 207.24 | 0.00 | | | | | |
| 200 9671 | CLASS OF 2011 - DAVIDSON | 0.00 | 0.00 | 0.00 | 348.08 | 0.00 | 348.08 |
| | 348.08 | 0.00 | | | | | |

| Fund # | Fund Description | FYTD | MTD | FYTD | Current | Current | Unencumbered Bank | | |
|---------------|-----------------------------------|-----------|--------------|--------------|--------------|--------------|-------------------|-----------|-----------|
| Begin Balance | MTD Receipts | Receipts | Expenditures | Expenditures | Fund Balance | Encumbrances | Fund Balance Code | | |
| 200 9672 | CLASS OF 2012 - DAVIDSON | 581.81 | 0.00 | 0.00 | 0.00 | 581.81 | 0.00 | 581.81 | |
| 200 9673 | CLASS OF 2013 - DAVIDSON | 575.76 | 0.00 | 0.00 | 0.00 | 575.76 | 0.00 | 575.76 | |
| 200 9674 | CLASS OF 2014 - DAVIDSON | 631.22 | 0.00 | 0.00 | 0.00 | 631.22 | 0.00 | 631.22 | |
| 200 9675 | CLASS OF 2015 - DAVIDSON | 1,656.78 | 0.00 | 0.00 | 0.00 | 1,656.78 | 0.00 | 1,656.78 | |
| 200 9676 | CLASS OF 2016 - DAVIDSON | 333.58 | 0.00 | 0.00 | 0.00 | 333.58 | 0.00 | 333.58 | |
| 200 9677 | CLASS OF 2017 - DAVIDSON | 2,893.81 | 0.00 | 200.00 | 0.00 | 280.76 | 2,813.05 | 1,149.24 | 1,663.81 |
| 200 9678 | CLASS OF 2018 - DAVIDSON | 3,033.35 | 0.00 | 5,470.00 | 0.00 | 296.43 | 8,206.92 | 16,605.00 | 8,398.08- |
| 200 9679 | CLASS OF 2019 - DAVIDSON | 3,759.88 | 495.00 | 3,099.00 | 15.96 | 1,814.30 | 5,044.58 | 17.70 | 5,026.88 |
| 200 9680 | CLASS OF 2020 - DAVIDSON | 0.00 | 0.00 | 2,815.80 | 0.00 | 1,320.65 | 1,495.15 | 114.53 | 1,380.62 |
| 200 9681 | MODEL UN CLUB - DAVIDSON | 0.00 | 110.00 | 480.00 | 0.00 | 0.00 | 480.00 | 200.00 | 280.00 |
| 200 9711 | ART CLUB - BRADLEY | 398.46 | 5.00 | 210.00 | 0.00 | 98.93 | 509.53 | 13.61 | 495.92 |
| 200 9713 | DRAMA CLUB - BRADLEY | 23,534.11 | 4,055.43 | 7,111.92 | 1,724.83 | 8,309.13 | 22,336.90 | 2,074.07 | 20,262.83 |
| 200 9714 | BEST BUDDIES CLUB - BRADLEY | 4,076.85 | 0.00 | 0.00 | 0.00 | 0.00 | 4,076.85 | 0.00 | 4,076.85 |
| 200 9716 | REPORTER NEWSPAPER - BRADLEY | 120.32 | 0.00 | 260.00 | 0.00 | 104.00 | 276.32 | 0.00 | 276.32 |
| 200 9717 | FUTURE ENGINEERS - BRADLEY | 1,246.50 | 0.00 | 750.00 | 133.11 | 730.10 | 1,266.40 | 425.25 | 841.15 |
| 200 9718 | FUTURE BUSINESS LEADERS - BRADLEY | 7,248.29 | 140.00 | 460.00 | 0.00 | 115.00 | 7,593.29 | 0.00 | 7,593.29 |

Date: 02/27/2017
 Time: 3:04 pm

HILLIARD CITY SCHOOL DISTRICT
 Financial Report by Fund/SCC

| Fund # | Fund Description | FYTD | MTD | FYTD | Current | Current | Unencumbered Bank | | |
|---------------|---|----------|--------------|--------------|--------------|--------------|-------------------|----------|----------|
| Begin Balance | MTD Receipts | Receipts | Expenditures | Expenditures | Fund Balance | Encumbrances | Fund Balance Code | | |
| 200 9719 | JAGS OF CLAY - BRADLEY | 982.44 | 0.00 | 421.00 | 0.00 | 0.00 | 1,403.44 | 0.00 | 1,403.44 |
| 200 9720 | FRENCH CLUB - BRADLEY | 0.59 | 0.00 | 0.00 | 0.00 | 0.00 | 0.59 | 0.00 | 0.59 |
| 200 9721 | GERMAN CLUB - BRADLEY | 611.98 | 0.00 | 110.00 | 0.00 | 188.47 | 533.51 | 300.00 | 233.51 |
| 200 9722 | SPANISH CLUB - BRADLEY | 145.45 | 213.00 | 213.00 | 0.00 | 0.00 | 358.45 | 216.75 | 141.70 |
| 200 9723 | CHOIR - BRADLEY | 0.21 | 0.00 | 0.00 | 0.00 | 0.00 | 0.21 | 0.00 | 0.21 |
| 200 9724 | WORK STUDY COPY CENTER - BRADLEY | 48.30 | 0.00 | 0.00 | 0.00 | 46.21 | 2.09 | 0.00 | 2.09 |
| 200 9725 | SCIENCE CLUB - BRADLEY | 553.29 | 0.00 | 0.00 | 0.00 | 0.00 | 553.29 | 0.00 | 553.29 |
| 200 9726 | WORK STUDY CLUB - BRADLEY/DARBY/DAVIDSON | 775.61 | 0.00 | 0.00 | 0.00 | 125.38 | 650.23 | 0.00 | 650.23 |
| 200 9727 | NATIONAL HONOR SOCIETY - BRADLEY | 1,294.58 | 31.00 | 1,461.00 | 606.65 | 1,924.88 | 830.70 | 522.60 | 308.10 |
| 200 9728 | JAGUAR AMBASSADORS - BRADLEY | 1,367.60 | 2,856.82 | 4,216.82 | 0.00 | 165.29 | 5,419.13 | 621.20 | 4,797.93 |
| 200 9729 | RENAISSANCE CLUB - BRADLEY | 201.00 | 0.00 | 0.00 | 0.00 | 0.00 | 201.00 | 0.00 | 201.00 |
| 200 9731 | SCHOOL STORE - BRADLEY | 140.07 | 0.00 | 0.00 | 0.00 | 140.07 | 0.00 | 0.00 | 0.00 |
| 200 9732 | HILLIARD AGAINST DISTRACTED DRIVING - BRADLEY | 198.53 | 0.00 | 0.00 | 0.00 | 0.00 | 198.53 | 0.00 | 198.53 |
| 200 9733 | MATH CLUB - BRADLEY | 19.50- | 0.00 | 310.00 | 0.00 | 290.00 | 0.50 | 0.00 | 0.50 |
| 200 9736 | SPIRIT CLUB - BRADLEY | 0.00 | 0.00 | 2,085.00 | 0.00 | 1,995.00 | 90.00 | 0.00 | 90.00 |
| 200 9737 | SKI CLUB - BRADLEY | 3,647.00 | 0.00 | 7,865.81 | 3,905.50 | 3,905.50 | 7,607.31 | 3,035.58 | 4,571.73 |

Date: 02/27/2017
 Time: 3:04 pm

HILLIARD CITY SCHOOL DISTRICT
 Financial Report by Fund/SCC

| Fund # | Fund Description | FYTD | MTD | FYTD | Current | Current | Unencumbered Bank | | |
|---------------|----------------------------------|-----------|--------------|--------------|--------------|--------------|-------------------|-----------|-----------|
| Begin Balance | MTD Receipts | Receipts | Expenditures | Expenditures | Fund Balance | Encumbrances | Fund Balance Code | | |
| 200 9738 | INTRAMURALS - BRADLEY | 25.00 | 0.00 | 0.00 | 0.00 | 25.00 | 0.00 | 25.00 | |
| 200 9740 | DIVERSITY CLUB - BRADLEY | 2,346.88 | 0.00 | 0.00 | 0.00 | 1,800.00 | 0.00 | 546.88 | |
| 200 9741 | LIBRARY ADVISORY BOARD - BRADLEY | 2,888.92 | 0.00 | 0.00 | 687.22 | 687.22 | 0.00 | 2,201.70 | |
| 200 9742 | YEARBOOK - BRADLEY | 17,476.80 | 0.00 | 9,031.52 | 0.00 | 460.00 | 0.00 | 26,048.32 | |
| 200 9744 | YOUTH COUNCIL - BRADLEY | 663.27 | 502.75 | 1,990.37 | 465.98 | 1,603.99 | 0.00 | 1,049.65 | |
| 200 9746 | GAY STRAIGHT ALLIANCE - BRADLEY | 197.88 | 0.00 | 0.00 | 0.00 | 0.00 | 0.00 | 197.88 | |
| 200 9748 | FUTURE EDUCATORS - BRADLEY | 20.00 | 0.00 | 0.00 | 0.00 | 0.00 | 0.00 | 20.00 | |
| 200 9751 | INTERACT CLUB - BRADLEY | 7,474.08 | 650.00 | 3,910.14 | 10,758.47 | 11,884.92 | 500.70- | 659.31 | 1,160.01- |
| 200 9755 | LIFE SKILLS - BRADLEY | 122.01 | 0.00 | 0.00 | 0.00 | 0.00 | 122.01 | 0.00 | 122.01 |
| 200 9771 | CLASS OF 2011 - BRADLEY | 500.00 | 0.00 | 0.00 | 0.00 | 500.00 | 0.00 | 0.00 | 0.00 |
| 200 9772 | CLASS OF 2012 - BRADLEY | 500.00 | 0.00 | 0.00 | 0.00 | 0.00 | 500.00 | 0.00 | 500.00 |
| 200 9773 | CLASS OF 2013 - BRADLEY | 500.00 | 0.00 | 0.00 | 0.00 | 0.00 | 500.00 | 0.00 | 500.00 |
| 200 9774 | CLASS OF 2014 - BRADLEY | 500.00 | 0.00 | 0.00 | 0.00 | 0.00 | 500.00 | 0.00 | 500.00 |
| 200 9775 | CLASS OF 2015 - BRADLEY | 850.00 | 0.00 | 0.00 | 0.00 | 350.00 | 500.00 | 0.00 | 500.00 |
| 200 9776 | CLASS OF 2016 - BRADLEY | 3,112.56 | 0.00 | 0.00 | 0.00 | 2,612.56 | 500.00 | 0.00 | 500.00 |
| 200 9777 | CLASS OF 2017 - BRADLEY | 6,928.30 | 0.00 | 5,025.81 | 0.00 | 1,487.54 | 10,466.57 | 202.72 | 10,263.85 |

Date: 02/27/2017
 Time: 3:04 pm

HILLIARD CITY SCHOOL DISTRICT
 Financial Report by Fund/SCC

| Fund # | Fund Description | FYTD | MTD | FYTD | Current | Current | Unencumbered Bank | | |
|---------------|--|------------|--------------|--------------|--------------|--------------|-------------------|-----------|------------|
| Begin Balance | MTD Receipts | Receipts | Expenditures | Expenditures | Fund Balance | Encumbrances | Fund Balance Code | | |
| 200 9778 | CLASS OF 2018 - BRADLEY | 5,889.63 | 0.00 | 0.00 | 0.00 | 2,500.00 | 3,389.63 | 9,455.50 | 6,065.87- |
| 200 9779 | CLASS OF 2019 - BRADLEY | 0.00 | 0.00 | 12,355.80 | 0.00 | 6,236.10 | 6,119.70 | 23.86 | 6,095.84 |
| 200 9930 | FILM FEST - INNOVATIVE LEARNING CENTER | 250.00 | 0.00 | 0.00 | 0.00 | 0.00 | 250.00 | 0.00 | 250.00 |
| 200 9934 | CBI - INNOVATIVE LEARNING CENTER | 906.81 | 0.00 | 0.00 | 0.00 | 0.00 | 906.81 | 0.00 | 906.81 |
| 200 9935 | INC - INNOVATIVE LEARNING CENTER | 0.00 | 0.00 | 301.50 | 0.00 | 0.00 | 301.50 | 0.00 | 301.50 |
| 200 9936 | DISCOVER - INNOVATIVE LEARNING CENTER | 0.00 | 100.00 | 100.00 | 0.00 | 0.00 | 100.00 | 0.00 | 100.00 |
| 300 9001 | EXTENDED PROJECTS - GIFTED SERVICES | 1,654.86 | 140.00 | 840.00 | 0.00 | 0.00 | 2,494.86 | 0.00 | 2,494.86 |
| 300 9002 | HILLIARD DISTRICT STUDENT ADVISORS | 100.19 | 0.00 | 0.00 | 0.00 | 0.00 | 100.19 | 0.00 | 100.19 |
| 300 9003 | COLUMBUS STATE ACADEMIC PARTNERSHIP | 7,605.01 | 0.00 | 614.45 | 0.00 | 0.00 | 8,219.46 | 0.00 | 8,219.46 |
| 300 9200 | ATHLETICS - HERITAGE | 59,045.68 | 4,940.00 | 24,948.00 | 412.15 | 22,315.27 | 61,678.41 | 3,418.93 | 58,259.48 |
| 300 9202 | WELLNESS PROGRAM - HERITAGE | 689.31 | 0.00 | 0.00 | 0.00 | 0.00 | 689.31 | 0.00 | 689.31 |
| 300 9300 | ATHLETICS - MEMORIAL | 46,832.19 | 5,146.00 | 28,582.00 | 1,996.53 | 35,659.92 | 39,754.27 | 707.89 | 39,046.38 |
| 300 9400 | ATHLETICS - WEAVER | 65,588.55 | 8,092.00 | 33,038.45 | 2,021.04 | 49,778.43 | 48,848.57 | 1,376.27 | 47,472.30 |
| 300 9503 | KENYON ACADEMIC PARTNERSHIP - DARBY | 1,060.75- | 0.00 | 0.00 | 0.00 | 0.00 | 1,060.75- | 0.00 | 1,060.75- |
| 300 9509 | DARBY HIGH SCHOOL ATHLETICS | 235,987.17 | 4,756.00 | 170,680.69 | 12,100.17 | 131,503.40 | 275,164.46 | 45,541.71 | 229,622.75 |
| 300 9510 | DARBY ATHLETICS OTHER TOURNAMENTS | 397.46- | 0.00 | 397.46 | 0.00 | 36.54 | 36.54- | 7,531.00 | 7,567.54- |

| Fund # | Fund Description | FYTD Receipts | MTD Expenditures | FYTD Expenditures | Current Fund Balance | Current Encumbrances | Unencumbered Bank Fund Balance | Code | |
|----------|--|---------------|------------------|-------------------|----------------------|----------------------|--------------------------------|-----------|-----------|
| 300 9603 | KENYON ACADEMIC PARTNERSHIP - DAVIDSON | 1,170.00- | 0.00 | 0.00 | 1,170.00- | 0.00 | 1,170.00- | | |
| 300 9609 | DAVIDSON HIGH SCHOOL ATHLETICS | 63,535.72 | 15,779.00 | 158,772.35 | 9,399.66 | 123,502.33 | 98,805.74 | 31,352.92 | 67,452.82 |
| 300 9610 | DAVIDSON ATHLETICS OTHER TOURNAMENTS | 1,856.90 | 0.00 | 1,760.19- | 0.00 | 96.71 | 0.00 | 0.00 | 0.00 |
| 300 9611 | BASEBALL - DAVIDSON | 1,676.67 | 0.00 | 1,460.00 | 0.00 | 333.66 | 2,803.01 | 1,202.22 | 1,600.79 |
| 300 9612 | BOYS' BASKETBALL - DAVIDSON | 3,150.70 | 0.00 | 0.00 | 0.00 | 3,100.00 | 50.70 | 0.00 | 50.70 |
| 300 9613 | BOYS' SOCCER - DAVIDSON | 15,186.52 | 0.00 | 10,864.84 | 0.00 | 17,878.53 | 8,172.83 | 0.00 | 8,172.83 |
| 300 9615 | BOYS' VOLLEYBALL - DAVIDSON | 5,893.97 | 0.00 | 730.00 | 175.00 | 2,191.00 | 4,432.97 | 0.00 | 4,432.97 |
| 300 9616 | GIRLS BASKETBALL - DAVIDSON | 1,066.94 | 0.00 | 0.00 | 0.00 | 0.00 | 1,066.94 | 0.00 | 1,066.94 |
| 300 9626 | BOYS' TENNIS - DAVIDSON | 6,070.42 | 0.00 | 0.00 | 0.00 | 0.00 | 6,070.42 | 0.00 | 6,070.42 |
| 300 9627 | BOYS' TRACK - DAVIDSON | 4,656.35 | 0.00 | 1,762.50 | 2,054.00 | 2,033.83 | 4,385.02 | 0.00 | 4,385.02 |
| 300 9628 | WRESTLING - DAVIDSON | 10,616.66 | 25.00 | 4,310.00 | 4,805.64 | 11,386.53 | 3,540.13 | 1,189.66 | 2,350.47 |
| 300 9629 | WEIGHTLIFTING - DAVIDSON | 2,038.45 | 0.00 | 0.00 | 0.00 | 2,000.00 | 38.45 | 0.00 | 38.45 |
| 300 9635 | GIRLS' VOLLEYBALL - DAVIDSON | 13,507.98 | 0.00 | 0.00 | 399.00 | 4,493.53 | 9,014.45 | 1,600.71 | 7,413.74 |
| 300 9638 | INTRAMURALS - DAVIDSON | 1,283.97 | 100.00 | 1,710.00 | 2,034.66 | 2,034.66 | 959.31 | 0.00 | 959.31 |
| 300 9639 | GIRLS' LACROSSE - DAVIDSON | 628.69 | 0.00 | 0.00 | 0.00 | 0.00 | 628.69 | 0.00 | 628.69 |
| 300 9646 | GIRLS' TENNIS - DAVIDSON | 3,086.54 | 0.00 | 2,572.30 | 0.00 | 3,451.39 | 2,207.45 | 99.00 | 2,108.45 |

| Fund # | Fund Description | FYTD | MTD | FYTD | Current | Current | Unencumbered Bank | | |
|---------------|---------------------------------------|------------|--------------|--------------|--------------|--------------|-------------------|-----------|------------|
| Begin Balance | MTD Receipts | Receipts | Expenditures | Expenditures | Fund Balance | Encumbrances | Fund Balance Code | | |
| 300 9647 | GIRLS' TRACK - DAVIDSON | 11,828.56 | 0.00 | 0.00 | 2,054.00 | 2,054.00 | 9,774.56 | 605.40 | 9,169.16 |
| 300 9653 | CHEERLEADING - DAVIDSON | 411.27 | 0.00 | 0.00 | 0.00 | 0.00 | 411.27 | 0.00 | 411.27 |
| 300 9654 | BOYS GOLF - DAVIDSON | 230.69 | 0.00 | 652.00 | 0.00 | 59.99 | 822.70 | 0.00 | 822.70 |
| 300 9655 | GIRLS GOLF - DAVIDSON | 1,388.00 | 0.00 | 0.00 | 0.00 | 508.52 | 879.48 | 0.00 | 879.48 |
| 300 9656 | GIRLS CROSS COUNTRY - DAVIDSON | 2,557.93 | 0.00 | 8,773.00 | 1,182.72 | 9,460.95 | 1,869.98 | 1,245.20 | 624.78 |
| 300 9658 | SWIMMING - DAVIDSON | 958.54 | 1,050.00 | 1,050.00 | 409.00 | 529.00 | 1,479.54 | 0.00 | 1,479.54 |
| 300 9703 | KENYON ACADEMIC PARTNERSHIP - BRADLEY | 175.00- | 0.00 | 0.00 | 0.00 | 0.00 | 175.00- | 0.00 | 175.00- |
| 300 9709 | BRADLEY HIGH SCHOOL ATHLETICS | 176,809.49 | 10,615.00 | 164,728.20 | 12,659.06 | 132,007.39 | 209,530.30 | 36,259.68 | 173,270.62 |
| 300 9710 | BRADLEY ATHLETICS OTHER TOURNAMENTS | 11.37 | 3,030.00 | 20,420.63 | 0.00 | 17,404.38 | 3,027.62 | 2,896.00 | 131.62 |
| 401 9716 | ST. BRENDANS FY16 | 38,865.90 | 0.00 | 41.48 | 46.75 | 38,907.38 | 0.00 | 0.00 | 0.00 |
| 401 9717 | AUXILIARY ST. BRENDAN FY17 | 0.00 | 205,069.98 | 400,004.70 | 17,614.28 | 205,292.92 | 194,711.78 | 42,023.27 | 152,688.51 |
| 401 9816 | SUNRISE ACADEMY FY16 | 130,307.56 | 0.00 | 139.06 | 251.00 | 109,036.08 | 21,410.54 | 21,410.54 | 0.00 |
| 401 9817 | AUXILIARY - SUNRISE ACADEMY FY17 | 0.00 | 142,126.97 | 296,038.15 | 1,577.54 | 67,547.75 | 228,490.40 | 7,689.27 | 220,801.13 |
| 401 9916 | DUBLIN PREP ACADEMY FY16 | 11,303.27 | 0.00 | 12.06 | 0.00 | 11,315.33 | 0.00 | 0.00 | 0.00 |
| 401 9917 | AUXILIARY - DUBLIN PREP ACADEMY FY17 | 0.00 | 2,695.08 | 19,125.83 | 1,644.56 | 2,461.20 | 16,664.63 | 1,973.00 | 14,691.63 |
| 451 9017 | OECD NETWORK FUND FY17 | 0.00 | 0.00 | 19,800.00 | 0.00 | 0.00 | 19,800.00 | 0.00 | 19,800.00 |

| Fund # | Fund Description | FYTD | MTD | FYTD | Current | Current | Unencumbered Bank | | |
|---------------|---|------------|--------------|--------------|--------------|--------------|-------------------|-----------|-------------|
| Begin Balance | MTD Receipts | Receipts | Expenditures | Expenditures | Fund Balance | Encumbrances | Fund Balance Code | | |
| 499 9001 | PROMISING PRACTICE AWARD - HOPE PROGRAM | 1,017.80 | 0.00 | 0.00 | 0.00 | 1,017.80 | 0.00 | 1,017.80 | |
| 499 9002 | SCHOOL PSYCHOLOGIST INTERN GRANT | 0.32 | 0.00 | 8,498.24 | 0.00 | 8,498.56 | 0.00 | 0.00 | |
| 499 9007 | MOBILE ASSISTIVE TECHNOLOGY GRANT | 40.00 | 0.00 | 0.00 | 0.00 | 40.00 | 0.00 | 40.00 | |
| 499 9113 | OHIO DNR GRANT | 2,500.00 | 0.00 | 0.00 | 0.00 | 2,500.00 | 0.00 | 0.00 | |
| 499 9114 | OHIO DNR GRANT - HERITAGE MS | 0.00 | 0.00 | 2,500.00 | 0.00 | 2,500.00 | 0.00 | 0.00 | |
| 516 9016 | IDEA-B SPECIAL EDUCATION FY16 | 541.51- | 0.00 | 416,302.41 | 0.00 | 415,760.90 | 0.00 | 0.00 | |
| 516 9017 | IDEA-B SPECIAL EDUCATION FY17 | 0.00 | 240,254.21 | 1,186,628.52 | 261,628.50 | 1,448,257.02 | 261,628.50- | 47,737.20 | 309,365.70- |
| 551 9016 | TITLE III - LEP FY16 | 243.79 | 0.00 | 36,142.52 | 0.00 | 36,386.31 | 0.00 | 0.00 | |
| 551 9017 | TITLE III - LEP FY17 | 0.00 | 19,072.50 | 94,524.73 | 19,113.69 | 113,638.42 | 19,113.69- | 0.00 | 19,113.69- |
| 572 9016 | TITLE I - FY16 | 30,376.09- | 0.00 | 258,718.02 | 0.00 | 228,341.93 | 0.00 | 0.00 | |
| 572 9017 | TITLE I - FY17 | 0.00 | 122,959.45 | 602,940.55 | 108,962.23 | 711,902.78 | 108,962.23- | 12,210.50 | 121,172.73- |
| 587 9016 | PRESCHOOL SPECIAL EDUCATION - FY16 | 438.63 | 0.00 | 4,046.89 | 0.00 | 4,485.52 | 0.00 | 0.00 | |
| 587 9017 | PRESCHOOL SPECIAL EDUCATION - FY17 | 0.00 | 2,370.94 | 11,570.64 | 2,370.94 | 13,941.58 | 2,370.94- | 0.00 | 2,370.94- |
| 590 9016 | TITLE II-A - FY16 | 227.86- | 0.00 | 33,048.68 | 0.00 | 32,820.82 | 0.00 | 0.00 | |
| 590 9017 | TITLE II-A - FY17 | 0.00 | 14,001.93 | 75,035.67 | 14,001.94 | 89,037.61 | 14,001.94- | 0.00 | 14,001.94- |
| 599 9016 | 21ST CENTURY GRANT- HZN | 292.92- | 0.00 | 292.92 | 0.00 | 0.00 | 0.00 | 0.00 | |

Date: 02/27/2017
Time: 3:04 pm

HILLIARD CITY SCHOOL DISTRICT
Financial Report by Fund/SCC

Page: 27
(FINSUM)

| Fund # | Fund Description | | FYTD | MTD | FYTD | Current | Current | Unencumbered Bank |
|---------------|-------------------------|----------------|---------------|----------------|---------------|---------------|---------------|-------------------|
| | Begin Balance | MTD Receipts | Receipts | Expenditures | Expenditures | Fund Balance | Encumbrances | Fund Balance Code |
| 599 9017 | 21ST CENTURY GRANT- HZN | | | | | | | |
| | 0.00 | 2,008.51 | 71,346.82 | 1,199.27 | 72,565.59 | 1,218.77- | 17,213.88 | 18,432.65- |
| GRAND TOTALS: | | | | | | | | |
| 66,601,266.30 | 51,845,370.58 | 199,919,754.77 | 20,128,062.26 | 174,545,053.29 | 91,975,967.78 | 13,354,463.51 | 78,621,504.27 | |

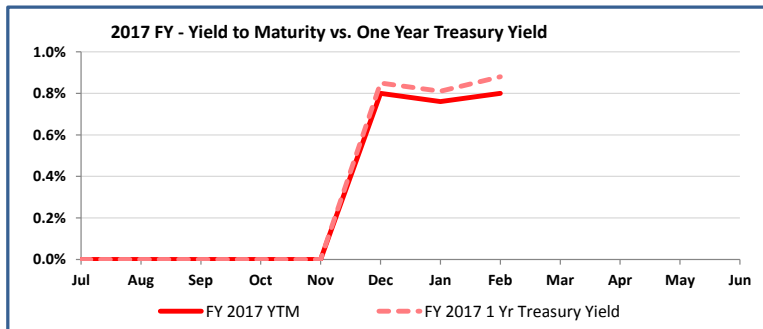
Hilliard City School District-Building Fund
Investment Report
As of February 28, 2017

| Issuer | Security Type | Location | Yield To Maturity | Settlement Date | Maturity Date | Purchase Price | Par | Days held | Length of Security |
|------------------------|------------------|----------|-------------------|-----------------|---------------|----------------|------------|-----------|--------------------|
| Huntington Bank | Checking | n/a | 0.00% | 02/28/17 | 03/01/17 | 761,376 | 761,376 | 1.00 | 1.00 |
| StarOhio-Building Fund | Money Market | n/a | 0.79% | 02/28/17 | 03/01/17 | 11,641,059 | 11,641,059 | 1.00 | 1.00 |
| StarOhio-Sweep | Money Market | n/a | 0.76% | 02/28/17 | 03/01/17 | 31,244,780 | 31,244,780 | 1.00 | 1.00 |
| Commercial Paper | Commercial Paper | HNB | 1.10% | 02/24/17 | 07/07/17 | 682,216 | 685,000 | 5.00 | 133.00 |
| Commercial Paper | Commercial Paper | HNB | 1.27% | 02/24/17 | 09/05/17 | 680,409 | 685,000 | 5.00 | 193.00 |
| Commercial Paper | Commercial Paper | HNB | 1.45% | 02/23/17 | 11/06/17 | 98,969 | 100,000 | 6.00 | 256.00 |
| Commercial Paper | Commercial Paper | HNB | 1.34% | 02/23/17 | 11/14/17 | 678,269 | 685,000 | 6.00 | 264.00 |
| Commercial Paper | Commercial Paper | HNB | 1.40% | 02/24/17 | 11/17/17 | 578,949 | 585,000 | 5.00 | 266.00 |
| Commercial Paper | Commercial Paper | HNB | 1.13% | 02/24/17 | 11/17/17 | 679,281 | 685,000 | 5.00 | 266.00 |
| Commercial Paper | Commercial Paper | HNB | 1.23% | 02/24/17 | 11/20/17 | 678,704 | 685,000 | 5.00 | 269.00 |
| Commercial Paper | Commercial Paper | HNB | 1.28% | 02/24/17 | 11/21/17 | 678,424 | 685,000 | 5.00 | 270.00 |

| | | | | | | | | | |
|------------------------|--|--|--|--|--|----------------------|-------------------|-------------|-------------|
| Total Portfolio | | | | | | - | - | - | - |
| | | | | | | <u>\$ 48,402,435</u> | <u>48,442,215</u> | <u>4.09</u> | <u>1.00</u> |

| | Total | % |
|-------------------------|----------------------|----------------|
| Bank Accounts | \$ 761,376 | 1.57% |
| Certificates of Deposit | - | 0.00% |
| Commercial Paper | 4,755,220 | 9.82% |
| Agencies | - | 0.00% |
| Money Market/Treasuries | - | 0.00% |
| StarOhio | 42,885,839 | 88.60% |
| Total Portfolio | <u>\$ 48,402,435</u> | <u>100.00%</u> |
| | \$ 48,402,435 | |

| | |
|------------------------------|-----------|
| Monthly Interest | \$ 5,698 |
| Total Interest Year To Date | \$ 11,538 |
| Weighted Avg Yld to Maturity | 0.80% |
| Weighted Average Maturity | - Days |



Date: 02/27/2017
Time: 3:06 pm

HILLIARD CITY SCHOOL DISTRICT
Financial Report by Fund/SCC

| Fund # | Fund Description | | FYTD | MTD | FYTD | Current | Current | Unencumbered Bank |
|----------|---------------------------|---------------|---------------|--------------|--------------|---------------|--------------|-------------------|
| | Begin Balance | MTD Receipts | Receipts | Expenditures | Expenditures | Fund Balance | Encumbrances | Fund Balance Code |
| 004 9006 | BUILDING IMPROVEMENT FUND | | | | | | | |
| | 0.00 | 40,695,000.00 | 50,005,839.95 | 228,716.29 | 1,609,103.29 | 48,396,736.66 | 3,673,791.74 | 44,722,944.92 |
| | GRAND TOTALS: | | | | | | | |
| | 0.00 | 40,695,000.00 | 50,005,839.95 | 228,716.29 | 1,609,103.29 | 48,396,736.66 | 3,673,791.74 | 44,722,944.92 |

DATE: 02/27/2017
TIME: 14:47:11

HILLIARD CITY SCHOOL DISTRICT
SUMMARY CHECK REGISTER - ALL CHECKS

PAGE 1
(CHECKS)

| CHECK | DATE | NUMBER - VENDOR - NAME | AMOUNT | 0-STS-C REC/VD |
|-------|----------|-------------------------------------|--------------|----------------|
| 5986 | 02/06/17 | 999100 DELTA DENTAL | 36,644.37 | M M |
| 5987 | 02/01/17 | 999101 VERIZON WIRELESS | 130.34 | M M |
| 5988 | 02/02/17 | 999013 HILLIARD CITY SCHOOLS | 3,080.00 | D D |
| 5989 | 02/06/17 | 999013 HILLIARD CITY SCHOOLS | 6,600.00 | D D |
| 5990 | 02/07/17 | 999119 AMERICAN EXPRESS | 18,563.78 | M M |
| 5991 | 02/07/17 | 999118 ESC OF CENTRAL OHIO-ACH | 183,355.44 | M M |
| 5992 | 02/08/17 | 999027 HUNTINGTON NATIONAL BANK | 1,096.83 | M M |
| 5993 | 02/08/17 | 999013 HILLIARD CITY SCHOOLS | 456.67 | D D |
| 5994 | 02/08/17 | 999013 HILLIARD CITY SCHOOLS | 50,000.00 | D D |
| 5995 | 02/10/17 | 999013 HILLIARD CITY SCHOOLS | 9,735.00 | D D |
| 5996 | 02/09/17 | 999036 ARAMARK SCHOOL SUPPORT SERVI | 200,000.00 | M M |
| 5997 | 02/03/17 | 999109 BANK OF AMERICA | 5,046.05 | M M |
| 5998 | 02/06/17 | 999110 AMERITAS GROUP | 22,373.24 | M M |
| 5999 | 02/15/17 | 999995 HILLIARD CITY SCHOOLS | 14,082.40 | M M |
| 6000 | 02/15/17 | 999997 HILLIARD CITY SCHOOLS | 10,982.38 | M M |
| 6001 | 02/15/17 | 999998 HILLIARD CITY SCHOOLS | 36,826.40 | M M |
| 6002 | 02/15/17 | 999999 HILLIARD CITY SCHOOLS | 65,904.94 | M M |
| 6003 | 02/17/17 | 999996 MEMO CHECK | 150.00 | M M |
| 6004 | 02/17/17 | 999996 MEMO CHECK | 951.62 | M M |
| 6005 | 02/17/17 | 999996 MEMO CHECK | 229.86 | M M |
| 6006 | 02/17/17 | 999996 MEMO CHECK | 783.54 | M M |
| 6007 | 02/17/17 | 999996 MEMO CHECK | 2,026.56 | M M |
| 6008 | 02/07/17 | 999103 COLUMBUS CITY TREASURER | 7,177.28 | M M |
| 6009 | 02/13/17 | 999120 CENTURYLINK | 6.87 | M M |
| 6010 | 02/21/17 | 999094 AETNA | 1,508,290.50 | M M |
| 6011 | 02/06/17 | 999106 AEP | 429.71 | M M |
| 6012 | 02/07/17 | 999106 AEP | 33.70 | M M |
| 6013 | 02/08/17 | 999106 AEP | 3,849.22 | M M |
| 6014 | 02/09/17 | 999106 AEP | 24,749.39 | M M |
| 6015 | 02/10/17 | 999106 AEP | 5,227.48 | M M |
| 6016 | 02/14/17 | 999106 AEP | 10,701.68 | M M |
| 6017 | 02/13/17 | 999106 AEP | 21,329.93 | M M |
| 6018 | 02/15/17 | 999106 AEP | 43,605.46 | M M |
| 6019 | 02/17/17 | 999106 AEP | 19,446.42 | M M |
| 6020 | 02/21/17 | 999106 AEP | 4,918.06 | M M |
| 6021 | 02/22/17 | 15000 PNC BANK | 98,313.88 | W R 02/27/17 |
| 6022 | 02/23/17 | 999013 HILLIARD CITY SCHOOLS | 7.02 | D D |
| 6023 | 02/24/17 | 999027 HUNTINGTON NATIONAL BANK | 500.00 | M M |
| 6024 | 02/24/17 | 999996 MEMO CHECK | 129.22 | M M |
| 6025 | 02/22/17 | 999094 AETNA | 65,140.00 | M M |
| 6026 | 02/24/17 | 999995 HILLIARD CITY SCHOOLS | 14,187.84 | M M |
| 6027 | 02/24/17 | 999997 HILLIARD CITY SCHOOLS | 10,982.38 | M M |
| 6028 | 02/24/17 | 999998 HILLIARD CITY SCHOOLS | 36,742.61 | M M |
| 6029 | 02/24/17 | 999999 HILLIARD CITY SCHOOLS | 66,419.48 | M M |
| 6030 | 02/16/17 | 999036 ARAMARK SCHOOL SUPPORT SERVI | 100,000.00 | M M |
| 6031 | 02/22/17 | 999106 AEP | 4,602.41 | M M |
| 6032 | 02/16/17 | 999106 AEP | 7,094.68 | M M |
| 6033 | 02/27/17 | 999075 PNC BANK | 83.00 | M M |
| 6034 | 02/23/17 | 999121 DELUXE BUSINESS FORMS - | 112.93 | M M |
| 6035 | 02/27/17 | 999997 HILLIARD CITY SCHOOLS | 255,996.43 | M M |
| 6036 | 02/27/17 | 999998 HILLIARD CITY SCHOOLS | 1,087,094.03 | M M |
| 6037 | 02/27/17 | 999013 HILLIARD CITY SCHOOLS | 1,777,428.13 | M M |
| 6038 | 02/27/17 | 999100 DELTA DENTAL | 147,089.22 | M M |
| 6039 | 02/22/17 | 999094 AETNA | 396,619.40 | M M |
| 6040 | 02/24/17 | 999094 AETNA | 28,401.00 | M M |
| 6041 | 02/28/17 | 999107 DIRECT ENERGY | 31,577.94 | M M |

DATE: 02/27/2017
TIME: 14:47:11

HILLIARD CITY SCHOOL DISTRICT
SUMMARY CHECK REGISTER - ALL CHECKS

PAGE 2
(CHECKS)

| CHECK | DATE | NUMBER | VENDOR - NAME | AMOUNT | 0-STS-C | REC/VD |
|--------|----------|--------|------------------------------|--------------|---------|------------|
| 6042 | 02/17/17 | 999103 | COLUMBUS CITY TREASURER | 1,932.16 | M | M |
| 6043 | 02/21/17 | 999103 | COLUMBUS CITY TREASURER | 2,651.11 | M | M |
| 6044 | 02/22/17 | 999103 | COLUMBUS CITY TREASURER | 25,991.02 | M | M |
| 6045 | 02/23/17 | 999103 | COLUMBUS CITY TREASURER | 659.56 | M | M |
| 6046 | 02/27/17 | 999112 | MY PAYMENTS PLUS | 1,746.66 | M | M |
| 6047 | 02/27/17 | 999117 | SEDGWICK CLAIMS MANAGEMENT | 998.36 | M | M |
| 6048 | 02/27/17 | 999132 | CHARD SNYDER & ASSOCIATES, I | 72,972.34 | M | M |
| 6049 | 02/27/17 | 999094 | AETNA | 308,038.86 | M | M |
| 6050 | 02/27/17 | 999100 | DELTA DENTAL | 6,370.25 | M | M |
| 6051 | 02/24/17 | 999100 | DELTA DENTAL | 107,143.47 | M | M |
| 6052 | 02/21/17 | 999124 | NATIONAL BENEFIT SERVICES | 18,400.12 | M | M |
| 83715 | 02/10/17 | 22241 | HUNTINGTON NATIONAL BANK | 4,777,236.52 | C | R 02/27/17 |
| 83716 | 02/17/17 | 22241 | HUNTINGTON NATIONAL BANK | 1,127.43 | C | R 02/27/17 |
| 83717 | 02/23/17 | 22241 | HUNTINGTON NATIONAL BANK | 4,812,970.82 | C | R 02/27/17 |
| 161008 | 02/02/17 | 274 | LOFT VIOLIN SHOP | 372.50 | W | R 02/27/17 |
| 161009 | 02/02/17 | 762 | HILLIARD LAWN AND GARDEN | 19.69 | W | R 02/27/17 |
| 161010 | 02/02/17 | 1278 | W. W. GRAINGER | 151.23 | W | R 02/02/17 |
| 161011 | 02/02/17 | 1620 | SOUTHARD SUPPLY INC. | 108.85 | W | R 02/27/17 |
| 161012 | 02/02/17 | 2030 | OASSA | 330.00 | W | R 02/27/17 |
| 161013 | 02/02/17 | 2182 | THE OHIO STATE UNIVERSITY | 420.00 | W | R 02/27/17 |
| 161014 | 02/02/17 | 2319 | KROGER CO. | 2,406.62 | W | R 02/02/17 |
| 161015 | 02/02/17 | 3010 | CAPITOL CITY GLASS & SCREEN | 1,448.00 | W | R 02/02/17 |
| 161016 | 02/02/17 | 3027 | LOEB ELECTRIC | 1,582.40 | W | R 02/02/17 |
| 161017 | 02/02/17 | 3911 | FERGUSON ENTERPRISES INC | 291.40 | W | R 02/27/17 |
| 161018 | 02/02/17 | 4191 | LAKEFRONT LINES, INC. | 1,650.00 | W | R 02/02/17 |
| 161019 | 02/02/17 | 4494 | STAR BEACON PRODUCTS CO., IN | 214.49 | W | R 02/27/17 |
| 161020 | 02/02/17 | 4792 | SAMS CLUB | 72.80 | W | R 02/27/17 |
| 161021 | 02/02/17 | 4895 | HEINEMANN ED BOOKS | 64.50 | W | R 02/02/17 |
| 161022 | 02/02/17 | 5038 | SHERWIN WILLIAMS CO. | 11.81 | W | R 02/27/17 |
| 161023 | 02/02/17 | 6066 | GOLDEN BEAR LOCK & SAFE | 73.20 | W | R 02/02/17 |
| 161024 | 02/02/17 | 6208 | ASCD | 39.00 | W | R 02/27/17 |
| 161025 | 02/02/17 | 6474 | OFFICER MICHAEL R. METZ | 500.00 | W | R 02/02/17 |
| 161026 | 02/02/17 | 6480 | OFFICER MICHAEL DEATON | 120.00 | W | R 02/27/17 |
| 161027 | 02/02/17 | 6499 | SGT JOHN P. HIGGINS | 120.00 | W | R 02/27/17 |
| 161028 | 02/02/17 | 6991 | BRICKER & ECKLER LLP | 3,320.00 | W | R 02/27/17 |
| 161029 | 02/02/17 | 7135 | STARR AWARDS & GIFTS | 50.00 | W | R 02/27/17 |
| 161030 | 02/02/17 | 7312 | DEBBIE COCHRAN | 233.83 | W | R 02/02/17 |
| 161031 | 02/02/17 | 7330 | KATHLEEN MOORE | 37.76 | W | R 02/02/17 |
| 161032 | 02/02/17 | 8102 | LOWE'S COMPANIES | 1,062.07 | W | R 02/27/17 |
| 161033 | 02/02/17 | 8363 | PROGRESS SUPPLY CO. | 4,767.86 | W | R 02/27/17 |
| 161034 | 02/02/17 | 8498 | HERBERT & CONWAY, INC. | 257.00 | W | R 02/02/17 |
| 161035 | 02/02/17 | 10280 | POWELL PRINTS | 128.40 | W | R 02/27/17 |
| 161036 | 02/02/17 | 10310 | BATTERIES PLUS | 24.94 | W | R 02/02/17 |
| 161037 | 02/02/17 | 11059 | CRISIS PREVENTION INSTITUTE | 150.00 | W | R 02/27/17 |
| 161038 | 02/02/17 | 11101 | HILLIARD FLORAL DESIGN | 77.95 | W | R 02/27/17 |
| 161039 | 02/02/17 | 11279 | SCHOLASTIC | 170.95 | W | R 02/02/17 |
| 161040 | 02/02/17 | 11391 | TREASURER, STATE OF OHIO | 100.00 | W | R 02/27/17 |
| 161041 | 02/02/17 | 11463 | ARES SPORTSWEAR | 406.26 | W | R 02/27/17 |
| 161042 | 02/02/17 | 11527 | TRISTAR TRANSPORTATION | 25,326.00 | W | R 02/02/17 |
| 161043 | 02/02/17 | 11824 | STAPLES BUSINESS ADVANTAGE | 611.49 | W | R 02/27/17 |
| 161044 | 02/02/17 | 13143 | ARAMARK - LUNCHROOM SERVICES | 489,071.94 | W | R 02/02/17 |
| 161045 | 02/02/17 | 13317 | OFFICER GLENN E. ROGERS | 120.00 | W | R 02/27/17 |
| 161046 | 02/02/17 | 13803 | FRANKLIN CO. BOARD OF HEALTH | 60.00 | W | R 02/27/17 |
| 161047 | 02/02/17 | 13989 | ENCORE TROPHIES | 525.95 | W | R 02/27/17 |
| 161048 | 02/02/17 | 14052 | MARION HARDING HIGH SCHOOL | 75.00 | W | W |
| 161049 | 02/02/17 | 14140 | ARAMARK | 1,436.89 | W | R 02/02/17 |

DATE: 02/27/2017
TIME: 14:47:11

HILLIARD CITY SCHOOL DISTRICT
SUMMARY CHECK REGISTER - ALL CHECKS

PAGE 3
(CHECKS)

| CHECK | DATE | NUMBER | VENDOR - NAME | AMOUNT | 0-STS-C | REC/VD |
|--------|----------|--------|------------------------------|------------|---------|----------|
| 161050 | 02/02/17 | 6480 | OFFICER MICHAEL DEATON | 140.00 | W R | 02/27/17 |
| 161051 | 02/02/17 | 14666 | B & C COMMUNICATIONS | 4,397.39 | W R | 02/02/17 |
| 161052 | 02/02/17 | 15292 | FANNING/HOWEY ASSOCIATES, IN | 125,349.07 | W R | 02/02/17 |
| 161053 | 02/02/17 | 15359 | EDGE DOCUMENT SOLUTIONS, LLC | 227.99 | W R | 02/27/17 |
| 161054 | 02/02/17 | 15662 | HEATHER HENRY | 144.28 | W R | 02/27/17 |
| 161055 | 02/02/17 | 15813 | OAEP | 285.00 | W W | |
| 161056 | 02/02/17 | 16088 | PIONEER VALLEY EDUCATIONAL | 1,360.71 | W R | 02/27/17 |
| 161057 | 02/02/17 | 16722 | CENTERVILLE HIGH SCHOOL | 310.00 | W R | 02/27/17 |
| 161058 | 02/02/17 | 16764 | PHILLIP E GOODRICH | 1,344.00 | W R | 02/27/17 |
| 161059 | 02/02/17 | 17344 | MARBLE CLIFF OIL COMPANY | 1,343.73 | W R | 02/02/17 |
| 161060 | 02/02/17 | 17570 | GENESIS BUILDING SYSTEMS | 327.20 | W R | 02/27/17 |
| 161061 | 02/02/17 | 18346 | WESTERVILLE NORTH ATHLETICS | 150.00 | W R | 02/27/17 |
| 161062 | 02/02/17 | 19504 | OFFICE DEPOT | 278.97 | W R | 02/27/17 |
| 161063 | 02/02/17 | 19632 | BOOK SOURCE | 267.94 | W R | 02/27/17 |
| 161064 | 02/02/17 | 19827 | NATE BOBEK | 98.39 | W R | 02/02/17 |
| 161065 | 02/02/17 | 19935 | TEAM SPORTS | 195.00 | W R | 02/02/17 |
| 161066 | 02/02/17 | 20409 | CARMEN'S DISTRIBUTION SYSTEM | 91.17 | W R | 02/02/17 |
| 161067 | 02/02/17 | 21549 | JOHN MONTGOMERY | 134.30 | W R | 02/27/17 |
| 161068 | 02/02/17 | 21693 | CARTRIDGE WORLD - HILLIARD | 159.98 | W W | |
| 161069 | 02/02/17 | 21699 | NANCY PRATT | 40.00 | W W | |
| 161070 | 02/02/17 | 21752 | ELITE FIRE SERVICES | 1,950.00 | W R | 02/27/17 |
| 161071 | 02/02/17 | 21777 | JUDY KOVALCHIK | 125.82 | W W | |
| 161072 | 02/02/17 | 22176 | SARAH POPOVICH | 105.84 | W R | 02/27/17 |
| 161073 | 02/02/17 | 22194 | CHRIS LUDBAN | 193.64 | W R | 02/27/17 |
| 161074 | 02/02/17 | 22553 | SAFETY SERVICE PRODUCTS, INC | 170.00 | W R | 02/27/17 |
| 161075 | 02/02/17 | 22565 | BISHOP WATTERSON HIGH SCHOOL | 150.00 | W R | 02/27/17 |
| 161076 | 02/02/17 | 22603 | CARDINAL TRANSPORTATION | 2,392.00 | W R | 02/27/17 |
| 161077 | 02/02/17 | 22696 | STATE SECURITY | 2,079.00 | W R | 02/02/17 |
| 161078 | 02/02/17 | 23265 | XTEK PARTNERS | 941.00 | W R | 02/02/17 |
| 161079 | 02/02/17 | 23267 | HAUGLAND LEARNING CENTER | 13,166.00 | W R | 02/27/17 |
| 161080 | 02/02/17 | 23617 | REPUBLIC SERVICES | 6,865.22 | W R | 02/27/17 |
| 161081 | 02/02/17 | 23738 | SCHOOLS IN | 385.24 | W R | 02/27/17 |
| 161082 | 02/02/17 | 23775 | JAY CAULEY | 91.91 | W R | 02/27/17 |
| 161083 | 02/02/17 | 23873 | BRIDGEMAN ACADEMY | 19,530.00 | W R | 02/27/17 |
| 161084 | 02/02/17 | 23914 | TAMMY STEPHANIC | 31.10 | W R | 02/27/17 |
| 161085 | 02/02/17 | 24075 | BRIAN HART | 210.13 | W R | 02/02/17 |
| 161086 | 02/02/17 | 24113 | OHIO HIGH SCHOOL ATHLETIC | 79.00 | W R | 02/27/17 |
| 161087 | 02/02/17 | 24167 | SPIRIT SERVICES | 532.62 | W R | 02/27/17 |
| 161088 | 02/02/17 | 24210 | NEAL MYERS | 55.56 | W R | 02/27/17 |
| 161089 | 02/02/17 | 24441 | QUAVERMUSIC.COM | 240.00 | W R | 02/27/17 |
| 161090 | 02/02/17 | 24533 | WINDSTREAM COMMUNICATIONS | 794.60 | W R | 02/27/17 |
| 161091 | 02/02/17 | 24576 | STEP BY STEP ACADEMY, INC. | 9,160.00 | W R | 02/27/17 |
| 161092 | 02/02/17 | 24595 | OFFICER TREVOR T. GILL | 120.00 | W R | 02/27/17 |
| 161093 | 02/02/17 | 24596 | CHRISTOPHER HITE | 50.00 | W R | 02/02/17 |
| 161094 | 02/02/17 | 24620 | CULLIGAN OF MARYSVILLE | 49.25 | W R | 02/27/17 |
| 161095 | 02/02/17 | 24651 | OFFICE CITY EXPRESS | 523.39 | W R | 02/27/17 |
| 161096 | 02/02/17 | 24676 | FOLLETT SCHOOL SOLUTIONS, IN | 1,133.38 | W R | 02/02/17 |
| 161097 | 02/02/17 | 25001 | ANDY RICE | 177.55 | W R | 02/27/17 |
| 161098 | 02/02/17 | 25002 | MATT SMITH | 174.74 | W R | 02/27/17 |
| 161099 | 02/02/17 | 25113 | ULINE, INC. | 216.82 | W R | 02/27/17 |
| 161100 | 02/02/17 | 25299 | VERTICAL COMMUNICATIONS, INC | 397.50 | W R | 02/02/17 |
| 161101 | 02/02/17 | 25327 | BARNES & NOBLE COLLEGE | 1,533.50 | W R | 02/27/17 |
| 161102 | 02/02/17 | 25368 | FAIR-PLAY SCOREBOARDS | 205.00 | W R | 02/27/17 |
| 161103 | 02/02/17 | 25383 | TEAMMORK.COM | 925.65 | W R | 02/27/17 |
| 161104 | 02/02/17 | 25388 | SPIKES FOR TYKES | 175.00 | W R | 02/27/17 |
| 161105 | 02/02/17 | 25686 | ROBERT WATTS | 75.00 | W R | 02/27/17 |

DATE: 02/27/2017
TIME: 14:47:11

HILLIARD CITY SCHOOL DISTRICT
SUMMARY CHECK REGISTER - ALL CHECKS

PAGE 4
(CHECKS)

| CHECK | DATE | NUMBER - VENDOR - NAME | AMOUNT | 0-STS-C REC/VD |
|--------|----------|------------------------------------|----------|----------------|
| 161106 | 02/02/17 | 25744 TRAILINES, INC. | 5,285.00 | W R 02/27/17 |
| 161107 | 02/02/17 | 25745 JEREMY WITT | 135.00 | W R 02/27/17 |
| 161108 | 02/02/17 | 25749 INTERNATIONAL MEDICAL GROUP, | 200.36 | W R 02/27/17 |
| 161109 | 02/02/17 | 25751 HIGH SCHOOL AD NETWORK, LLC | 62.00 | W R 02/27/17 |
| 161110 | 02/06/17 | 25242 ROBYN ROGERS | 18.00 | B R 02/27/17 |
| 161111 | 02/06/17 | 25514 NICOLE STOVER | 18.00 | B B |
| 161112 | 02/06/17 | 804077 TRACY MCMANAMON | 18.00 | B R 02/27/17 |
| 161113 | 02/06/17 | 804539 BRIAN GARA | 18.00 | B R 02/27/17 |
| 161114 | 02/06/17 | 806309 LORI PORTER | 18.00 | B R 02/27/17 |
| 161115 | 02/06/17 | 806764 LAURA KIMBLE | 18.00 | B B |
| 161116 | 02/06/17 | 807437 JEAN HOEFLER | 18.00 | B R 02/27/17 |
| 161117 | 02/06/17 | 807464 HALEY MILLER | 18.00 | B B |
| 161118 | 02/06/17 | 807465 KRISTA WAID | 18.00 | B R 02/27/17 |
| 161119 | 02/06/17 | 807466 VI JAYA CHATLA | 18.00 | B B |
| 161120 | 02/06/17 | 807467 SHANNON BAUER | 9.00 | B R 02/27/17 |
| 161121 | 02/06/17 | 807468 MELINDA COOK | 18.00 | B R 02/27/17 |
| 161122 | 02/06/17 | 807469 KIMBERLY NINKE | 18.00 | B R 02/27/17 |
| 161123 | 02/06/17 | 807470 BETH ANN KAUFMAN | 18.00 | B B |
| 161124 | 02/06/17 | 807471 LUCIANA RIVERA | 9.00 | B R 02/27/17 |
| 161125 | 02/06/17 | 807472 ANGELA POTTS | 9.00 | B B |
| 161126 | 02/06/17 | 807473 LISA COLLIER | 55.00 | B R 02/27/17 |
| 161127 | 02/07/17 | 24258 STANDARD INSURANCE COMPANY T | 2,750.11 | W R 02/27/17 |
| 161128 | 02/08/17 | 7929 MINDY MORDARSKI | 8.00 | B B |
| 161129 | 02/08/17 | 19954 BRIAN WILSON | 10.00 | B R 02/27/17 |
| 161130 | 02/08/17 | 20240 TONYA GONZALES | 30.00 | B R 02/27/17 |
| 161131 | 02/08/17 | 21253 STEVEN FORCE | 40.00 | B R 02/27/17 |
| 161132 | 02/08/17 | 21534 TRACEY SMALLWOOD | 18.00 | B B |
| 161133 | 02/08/17 | 23478 JENNIFER MARKEWICZ | 30.00 | B R 02/27/17 |
| 161134 | 02/08/17 | 25418 BRYAN DEWOLF | 15.00 | B R 02/27/17 |
| 161135 | 02/08/17 | 800441 CAROLE CROSS | 15.00 | B B |
| 161136 | 02/08/17 | 801270 JANICE LAWRENCE | 29.00 | B R 02/27/17 |
| 161137 | 02/08/17 | 801496 TERRI HOOVER | 16.25 | B R 02/27/17 |
| 161138 | 02/08/17 | 802426 NANCY RASOUL | 10.00 | B B |
| 161139 | 02/08/17 | 803129 TAMARA DAROCZY | 15.00 | B R 02/27/17 |
| 161140 | 02/08/17 | 803498 JAY CONNELL | 5.00 | B R 02/27/17 |
| 161141 | 02/08/17 | 804005 MARY ANN HIGGINS | 13.50 | B R 02/27/17 |
| 161142 | 02/08/17 | 804029 SHERI PRimm | 12.50 | B R 02/27/17 |
| 161143 | 02/08/17 | 804251 JAMES BARTON | 20.00 | B R 02/27/17 |
| 161144 | 02/08/17 | 804352 MOHAMMAD KHALIL | 17.50 | B B |
| 161145 | 02/08/17 | 804518 KATHLEEN BURSLEM | 15.00 | B R 02/27/17 |
| 161146 | 02/08/17 | 804520 JOHN JARRETT | 25.00 | B R 02/27/17 |
| 161147 | 02/08/17 | 804606 BRIAN BENEVILLE | 28.00 | B B |
| 161148 | 02/08/17 | 804617 JOHN MCCABE | 5.00 | B R 02/27/17 |
| 161149 | 02/08/17 | 804629 KEVIN SAWCHUK | 17.50 | B B |
| 161150 | 02/08/17 | 804640 GREG WAGNER | 55.00 | B R 02/27/17 |
| 161151 | 02/08/17 | 804683 SCOTT KRUMMEL | 40.00 | B B |
| 161152 | 02/08/17 | 804724 JAY CONDON | 5.00 | B R 02/27/17 |
| 161153 | 02/08/17 | 804958 WISLAW KOZLOWSKI | 10.00 | B R 02/27/17 |
| 161154 | 02/08/17 | 804989 ROBERT HAWLEY | 34.00 | B R 02/27/17 |
| 161155 | 02/08/17 | 805126 LAURA WARREN | 25.00 | B B |
| 161156 | 02/08/17 | 805336 ELIZABETH RODRIGUEZ | 15.00 | B R 02/27/17 |
| 161157 | 02/08/17 | 805356 ANDREA GARVEY | 19.00 | B B |
| 161158 | 02/08/17 | 805385 MICHAEL CORNETT | 5.00 | B R 02/27/17 |
| 161159 | 02/08/17 | 805406 MICHAEL JOHNSON | 8.25 | B B |
| 161160 | 02/08/17 | 805407 LISA JONES | 5.00 | B R 02/27/17 |
| 161161 | 02/08/17 | 805426 KENNETH ROE | 25.50 | B R 02/27/17 |

DATE: 02/27/2017
TIME: 14:47:11

HILLIARD CITY SCHOOL DISTRICT
SUMMARY CHECK REGISTER - ALL CHECKS

PAGE 5
(CHECKS)

| CHECK | DATE | NUMBER | VENDOR - NAME | AMOUNT | 0-STS-C | REC/VD |
|--------|----------|--------|------------------------------|----------|---------|----------|
| 161162 | 02/08/17 | 805621 | DANIEL CECIL | 12.00 | B R | 02/27/17 |
| 161163 | 02/08/17 | 805652 | KEVIN MASCOLINO | 20.00 | B B | |
| 161164 | 02/08/17 | 805662 | WILLIAM ROBERTSON | 10.00 | B B | |
| 161165 | 02/08/17 | 805697 | MICHELLE BRICKLEY | 18.00 | B B | |
| 161166 | 02/08/17 | 805706 | KC VANN | 18.00 | B B | |
| 161167 | 02/08/17 | 806021 | ANTHONY SCHROEDER | 11.25 | B B | |
| 161168 | 02/08/17 | 806155 | ROBERT MCGORMLEY | 15.00 | B R | 02/27/17 |
| 161169 | 02/08/17 | 806183 | RACHEL WOJNAROWSKI | 15.00 | B R | 02/27/17 |
| 161170 | 02/08/17 | 806336 | KEITH GREY | 5.00 | B B | |
| 161171 | 02/08/17 | 806342 | TAYEB LOUAIL | 6.25 | B R | 02/27/17 |
| 161172 | 02/08/17 | 806430 | AMANDA LONGHENRY | 10.00 | B B | |
| 161173 | 02/08/17 | 806438 | TONY VEIL | 10.00 | B R | 02/27/17 |
| 161174 | 02/08/17 | 806440 | GINA DRAPER | 25.00 | B R | 02/27/17 |
| 161175 | 02/08/17 | 806638 | TRACY LAMAR-NICKOLI | 10.00 | B R | 02/27/17 |
| 161176 | 02/08/17 | 806668 | JAMISON BARREN | 10.00 | B R | 02/27/17 |
| 161177 | 02/08/17 | 806669 | ROBERT BAILY | 5.00 | B R | 02/27/17 |
| 161178 | 02/08/17 | 806713 | MICHAEL SELBY | 5.00 | B R | 02/27/17 |
| 161179 | 02/08/17 | 806746 | JOHN BUTCHKO | 20.00 | B R | 02/27/17 |
| 161180 | 02/08/17 | 806758 | ED MCCUTCHEON | 25.00 | B R | 02/27/17 |
| 161181 | 02/08/17 | 806838 | WESLEY CHILDERS | 15.00 | B R | 02/27/17 |
| 161182 | 02/08/17 | 806867 | TROY WILSON | 5.00 | B R | 02/27/17 |
| 161183 | 02/08/17 | 806922 | ASHRAF ASKAR | 20.00 | B R | 02/27/17 |
| 161184 | 02/08/17 | 806924 | ROBERT BISCOTTI | 20.00 | B B | |
| 161185 | 02/08/17 | 806950 | NICOLE SANGER | 25.00 | B R | 02/27/17 |
| 161186 | 02/08/17 | 807013 | AMY CHARLEY | 12.00 | B R | 02/27/17 |
| 161187 | 02/08/17 | 807041 | JENNIFER EARLEY | 18.00 | B R | 02/27/17 |
| 161188 | 02/08/17 | 807071 | CINDY GREGORY | 5.00 | B B | |
| 161189 | 02/08/17 | 807214 | JAMAL NUSAIRAT | 5.00 | B B | |
| 161190 | 02/08/17 | 807252 | ANDREW SCOTT | 5.00 | B B | |
| 161191 | 02/08/17 | 807474 | DAVID GEORGE | 25.00 | B R | 02/27/17 |
| 161192 | 02/08/17 | 807475 | DENA HARRISON | 7.50 | B B | |
| 161193 | 02/08/17 | 807476 | TY HARSH | 10.00 | B R | 02/27/17 |
| 161194 | 02/08/17 | 807477 | TONYA HOYLE | 25.00 | B R | 02/27/17 |
| 161195 | 02/08/17 | 807478 | MOHAMED JAMA | 9.50 | B B | |
| 161196 | 02/08/17 | 807479 | RALPH KEIDEL | 30.00 | B B | |
| 161197 | 02/08/17 | 807480 | RYAN LARZELERE | 12.00 | B R | 02/27/17 |
| 161198 | 02/08/17 | 807481 | ADAM LIGHTFOOT | 25.00 | B B | |
| 161199 | 02/08/17 | 807482 | SINA LINGAMAN | 25.00 | B R | 02/27/17 |
| 161200 | 02/08/17 | 807483 | DAN MAHONEY | 25.00 | B R | 02/27/17 |
| 161201 | 02/08/17 | 807484 | MINDY THOMPSON-WRIGHT | 10.00 | B B | |
| 161202 | 02/08/17 | 807485 | WILLIAM MORRIS | 15.00 | B R | 02/27/17 |
| 161203 | 02/08/17 | 807486 | SHAI LESH PATEL | 7.50 | B R | 02/27/17 |
| 161204 | 02/08/17 | 807487 | MARK REGENBOGEN | 30.00 | B R | 02/27/17 |
| 161205 | 02/08/17 | 807488 | SAMANTHA REMLINGER | 15.00 | B R | 02/27/17 |
| 161206 | 02/08/17 | 807489 | HOLLY WALKER | 25.00 | B B | |
| 161207 | 02/08/17 | 807490 | CHESTER TURNER JR. | 33.00 | B R | 02/27/17 |
| 161208 | 02/08/17 | 807491 | TIM VELLKY | 25.00 | B B | |
| 161209 | 02/09/17 | 1 | AMERICAN ELECTRIC MOTOR SERV | 166.00 | W W | |
| 161210 | 02/09/17 | 103 | DEMCO, INC. | 85.43 | W R | 02/09/17 |
| 161211 | 02/09/17 | 274 | LOFT VIOLIN SHOP | 255.00 | W R | 02/27/17 |
| 161212 | 02/09/17 | 369 | TRANSPORTATION ACCESSORIES | 1,905.38 | W R | 02/09/17 |
| 161213 | 02/09/17 | 383 | STANTON'S SHEET MUSIC | 947.70 | W R | 02/09/17 |
| 161214 | 02/09/17 | 1234 | GORDON FLESCH CO | 105.14 | W R | 02/09/17 |
| 161215 | 02/09/17 | 1278 | W.W. GRAINGER | 681.99 | W R | 02/09/17 |
| 161216 | 02/09/17 | 1287 | ARAMARK UNIFORM SERVICES, IN | 373.56 | W R | 02/27/17 |
| 161217 | 02/09/17 | 2319 | KROGER CO. | 1,426.60 | W R | 02/09/17 |

DATE: 02/27/2017
TIME: 14:47:11

HILLIARD CITY SCHOOL DISTRICT
SUMMARY CHECK REGISTER - ALL CHECKS

PAGE 6
(CHECKS)

| CHECK | DATE | NUMBER - VENDOR - NAME | AMOUNT | 0-STS-C REC/VD |
|--------|----------|------------------------------------|-----------|----------------|
| 161218 | 02/09/17 | 2428 MAD RIVER MOUNTAIN SKI RESOR | 1,231.00 | W R 02/27/17 |
| 161219 | 02/09/17 | 2623 ZEP MFG CO. | 257.35 | W R 02/27/17 |
| 161220 | 02/09/17 | 3027 LOEB ELECTRIC | 219.25 | W R 02/09/17 |
| 161221 | 02/09/17 | 3680 BSN SPORTS | 1,500.00 | W R 02/09/17 |
| 161222 | 02/09/17 | 3911 FERGUSON ENTERPRISES INC | 273.33 | W R 02/27/17 |
| 161223 | 02/09/17 | 4191 LAKEFRONT LINES, INC. | 1,650.00 | W R 02/09/17 |
| 161224 | 02/09/17 | 4494 STAR BEACON PRODUCTS CO., IN | 437.61 | W R 02/27/17 |
| 161225 | 02/09/17 | 4851 KAPLAN SCHOOL SUPPLY | 53.77 | W R 02/27/17 |
| 161226 | 02/09/17 | 5667 UNITED PARCEL SERVICE | 6.24 | W R 02/27/17 |
| 161227 | 02/09/17 | 6208 ASCD | 39.00 | W R 02/27/17 |
| 161228 | 02/09/17 | 6386 APPLE, INC. | 758.00 | W R 02/27/17 |
| 161229 | 02/09/17 | 6839 FRAME & SPRING INC. | 140.00 | W R 02/27/17 |
| 161230 | 02/09/17 | 6978 CARDINAL BUS SALES & SERV. | 321.17 | W R 02/27/17 |
| 161231 | 02/09/17 | 6991 BRICKER & ECKLER LLP | 106.00 | W R 02/27/17 |
| 161232 | 02/09/17 | 7257 GOVERNMENT FINANCE OFFICERS | 460.00 | W R 02/27/17 |
| 161233 | 02/09/17 | 7269 OHIO BUREAU OF CRIMINAL ID | 1,188.00 | W R 02/27/17 |
| 161234 | 02/09/17 | 7596 DER DUTCHMAN RESTAURANT | 23.22 | W R 02/27/17 |
| 161235 | 02/09/17 | 8064 SCOTT SCRIVEN LLP | 6,008.75 | W R 02/27/17 |
| 161236 | 02/09/17 | 8078 VICKY CLARK | 73.08 | W R 02/09/17 |
| 161237 | 02/09/17 | 8171 J. D. EQUIPMENT INC. | 53.26 | W R 02/27/17 |
| 161238 | 02/09/17 | 8363 PROGRESS SUPPLY CO. | 281.20 | W R 02/27/17 |
| 161239 | 02/09/17 | 8444 FYDA FREIGHTLINER | 139.90 | W R 02/27/17 |
| 161240 | 02/09/17 | 8549 STERLING PAPER CO. | 19,956.02 | W R 02/27/17 |
| 161241 | 02/09/17 | 9148 BECKER'S ELECTRIC | 313.78 | W R 02/09/17 |
| 161242 | 02/09/17 | 9514 TALIAFERRO ENTERPRISES, INC. | 95.00 | W R 02/27/17 |
| 161243 | 02/09/17 | 9879 GORDON FOOD SERVICE | 520.99 | W R 02/27/17 |
| 161244 | 02/09/17 | 10310 BATTERIES PLUS | 8.76 | W R 02/09/17 |
| 161245 | 02/09/17 | 10394 CUMMINS INTERSTATE POWER INC | 477.34 | W R 02/27/17 |
| 161246 | 02/09/17 | 10960 JOYCE BRICKLEY | 263.12 | W W |
| 161247 | 02/09/17 | 11101 HILLIARD FLORAL DESIGN | 71.95 | W W |
| 161248 | 02/09/17 | 11116 SCHOOL SPECIALTY | 970.38 | W R 02/09/17 |
| 161249 | 02/09/17 | 11450 AQUA SCIENCE | 1,161.60 | W R 02/09/17 |
| 161250 | 02/09/17 | 11511 INTERSTATE BATTERY SYSTEM OF | 291.48 | W R 02/09/17 |
| 161251 | 02/09/17 | 11554 WARD'S BIOLOGICAL | 114.02 | W R 02/27/17 |
| 161252 | 02/09/17 | 11824 STAPLES BUSINESS ADVANTAGE | 598.47 | W R 02/27/17 |
| 161253 | 02/09/17 | 13369 GAHANNA LINCOLN HIGH SCHOOL | 100.00 | W R 02/27/17 |
| 161254 | 02/09/17 | 13802 COLUMBUS CITY TREASURER | 600.00 | W R 02/27/17 |
| 161255 | 02/09/17 | 13989 ENCORE TROPHIES | 292.60 | W R 02/27/17 |
| 161256 | 02/09/17 | 14254 PHOTO WAREHOUSE | 2,304.90 | W R 02/27/17 |
| 161257 | 02/09/17 | 14666 B & C COMMUNICATIONS | 118.71 | W R 02/09/17 |
| 161258 | 02/09/17 | 15049 FASTENAL SUPPLIES | 170.98 | W R 02/09/17 |
| 161259 | 02/09/17 | 15259 OSBA | 250.00 | W R 02/27/17 |
| 161260 | 02/09/17 | 15976 EARHART PETROLEUM, INC | 42,254.67 | W R 02/09/17 |
| 161261 | 02/09/17 | 17085 OHIO VALLEY REGION INC. | 798.00 | W W |
| 161262 | 02/09/17 | 17522 SKINNER DIESEL SERVICE | 1,128.42 | W R 02/09/17 |
| 161263 | 02/09/17 | 18385 COLUMBUS FLEET INDUSTRIAL | 510.06 | W R 02/27/17 |
| 161264 | 02/09/17 | 19128 DUBLIN SELLS MIDDLE SCHOOL | 175.00 | W R 02/27/17 |
| 161265 | 02/09/17 | 19504 OFFICE DEPOT | 92.49 | W R 02/27/17 |
| 161266 | 02/09/17 | 20305 NORTHRUP & ASSOCIATES | 295.00 | W R 02/27/17 |
| 161267 | 02/09/17 | 20747 JOSTENS | 1,219.53 | W R 02/27/17 |
| 161268 | 02/09/17 | 20816 BCI | 242.00 | W R 02/09/17 |
| 161269 | 02/09/17 | 21662 LIVE TECHNOLOGIES INC. | 1,178.19 | W R 02/27/17 |
| 161270 | 02/09/17 | 22196 CENTRAL OHIO HIGH SCHOOL | 200.00 | W R 02/27/17 |
| 161271 | 02/09/17 | 22352 NORTHWEST EVALUATION ASSOC. | 5,000.00 | W R 02/27/17 |
| 161272 | 02/09/17 | 22388 REITER DAIRY | 521.81 | W R 02/27/17 |
| 161273 | 02/09/17 | 22589 MIKE ABRAHAM | 196.78 | W R 02/09/17 |

DATE: 02/27/2017
TIME: 14:47:11

HILLIARD CITY SCHOOL DISTRICT
SUMMARY CHECK REGISTER - ALL CHECKS

PAGE 7
(CHECKS)

| CHECK | DATE | NUMBER - VENDOR - NAME | AMOUNT | 0-STS-C REC/VD |
|--------|----------|-------------------------------------|-----------|----------------|
| 161274 | 02/09/17 | 22600 ELI TAI RE, INC. | 27,060.00 | W R 02/09/17 |
| 161275 | 02/09/17 | 22603 CARDINAL TRANSPORTATION | 603.00 | W R 02/27/17 |
| 161276 | 02/09/17 | 22610 RICH & GILLIS LAW GROUP, LLC | 15,366.34 | W R 02/27/17 |
| 161277 | 02/09/17 | 22900 SHIFFLER EQUIPMENT SALES, IN | 213.63 | W R 02/27/17 |
| 161278 | 02/09/17 | 23031 BWA SOUTH COMPANY, INC. | 5.00 | W R 02/09/17 |
| 161279 | 02/09/17 | 23141 KRISTEN WELCH-HEIMLICH | 159.76 | W R 02/09/17 |
| 161280 | 02/09/17 | 23206 CLEVELAND TANK & SUPPLY, INC | 2,142.00 | W R 02/09/17 |
| 161281 | 02/09/17 | 23265 XTEK PARTNERS | 45,080.00 | W R 02/09/17 |
| 161282 | 02/09/17 | 23458 BRAINPOP | 2,240.00 | W R 02/27/17 |
| 161283 | 02/09/17 | 23609 BLIND FACTORY | 77.60 | W R 02/27/17 |
| 161284 | 02/09/17 | 23936 SCHOOLHOUSE ELECTRONICS | 1,305.15 | W R 02/27/17 |
| 161285 | 02/09/17 | 24035 WILLIAM WELLS | 4,700.00 | W R 02/27/17 |
| 161286 | 02/09/17 | 24239 BRIAR PATCH RANCH FOR KIDS | 23,333.28 | W R 02/27/17 |
| 161287 | 02/09/17 | 24262 RUSH TRUCK CENTERS OF OHIO, I | 4,989.73 | W R 02/09/17 |
| 161288 | 02/09/17 | 24285 NICOLE LUBBAN | 44.41 | W R 02/27/17 |
| 161289 | 02/09/17 | 24538 COLUMBUS THERAPY ASSOCIATES | 5,547.50 | W R 02/09/17 |
| 161290 | 02/09/17 | 24577 PAYFLEX SYSTEMS USA, INC. | 150.00 | W R 02/09/17 |
| 161291 | 02/09/17 | 24699 TREMONT CLUB MASTER ASSOC | 128.00 | W R 02/27/17 |
| 161292 | 02/09/17 | 24781 APOLLO OIL, LLC | 39.04 | W R 02/09/17 |
| 161293 | 02/09/17 | 24893 NUTZ & BOLTZ TOOLS, LLC | 213.97 | W R 02/27/17 |
| 161294 | 02/09/17 | 24955 NAPA AUTO PARTS | 1,171.81 | W R 02/27/17 |
| 161295 | 02/09/17 | 25024 INSTITUTE FOR MULTI-SENSORY | 15,527.00 | W R 02/27/17 |
| 161296 | 02/09/17 | 25130 INTERPRETING PLUS, LLC | 3,003.00 | W W |
| 161297 | 02/09/17 | 25331 RESOURCES UNLIMITED | 1,819.70 | W R 02/27/17 |
| 161298 | 02/09/17 | 25396 WALCOM - REGISTRATION SERVIC | 190.00 | W R 02/27/17 |
| 161299 | 02/09/17 | 25456 KAYLINE COMPANY | 312.43 | W R 02/27/17 |
| 161300 | 02/09/17 | 25519 CENTRAL OHIO MEDICAL REVIEW | 2,060.00 | W R 02/27/17 |
| 161301 | 02/09/17 | 25651 KRISTA WAGNER | 94.00 | W R 02/27/17 |
| 161302 | 02/09/17 | 25666 RACHEL LOWE | 8.24 | W R 02/09/17 |
| 161303 | 02/09/17 | 25686 ROBERT WATTS | 75.00 | W R 02/27/17 |
| 161304 | 02/09/17 | 25722 BUCKEYE CUSTOM SUPPLY, LLC | 1,494.60 | W R 02/27/17 |
| 161305 | 02/09/17 | 25751 HIGH SCHOOL AD NETWORK, LLC | 124.00 | W R 02/27/17 |
| 161306 | 02/09/17 | 25763 HIGHLAND COMMUNITY LEARNING | 2,973.88 | W R 02/27/17 |
| 161307 | 02/09/17 | 25769 JENNA MCANDREW | 32.23 | W R 02/27/17 |
| 161308 | 02/09/17 | 502561 DOUG HARRIMAN | 100.00 | W W |
| 161309 | 02/10/17 | 804327 BERNARDINO VENTURA | 13.25 | B B |
| 161310 | 02/10/17 | 806001 KELLY DREES | 18.00 | B R 02/27/17 |
| 161311 | 02/10/17 | 806294 CHERYL RIFFE | 18.00 | B R 02/27/17 |
| 161312 | 02/10/17 | 806639 GREGORY TULLER | 18.00 | B B |
| 161313 | 02/10/17 | 806975 ELI SABETH MOELLER | 18.00 | B B |
| 161314 | 02/10/17 | 807187 MARIA BURGARA | 60.00 | B B |
| 161315 | 02/10/17 | 807492 TAMARA DAVENPORT | 3.00 | B B |
| 161316 | 02/10/17 | 807493 ROBERT STOCKAMP | 18.00 | B B |
| 161317 | 02/10/17 | 807494 STEPHENE JAMES | 12.00 | B R 02/27/17 |
| 161318 | 02/10/17 | 807495 DOUG WRIGHT | 15.00 | B R 02/27/17 |
| 161319 | 02/10/17 | 807496 KEVIN LILLY | 9.00 | B B |
| 161320 | 02/10/17 | 807497 DAVID JADISCHKE | 35.00 | B R 02/27/17 |
| 161321 | 02/10/17 | 807498 SAMREEN QURESHI | 9.00 | B R 02/27/17 |
| 161322 | 02/10/17 | 807499 VICTORIA BORBRI DGE | 34.00 | B R 02/27/17 |
| 161323 | 02/10/17 | 807500 AMANDA WHITE | 15.00 | B B |
| 161324 | 02/10/17 | 807501 BAJES ALJAKHSI | 10.00 | B R 02/27/17 |
| 161325 | 02/10/17 | 807502 BRIAN ALTING | 15.00 | B B |
| 161326 | 02/10/17 | 807503 YOGESHWARI AMIN | 25.00 | B B |
| 161327 | 02/10/17 | 807504 AMBER STARRETT | 5.00 | B B |
| 161328 | 02/10/17 | 807505 TARA BEBINGER | 10.00 | B B |
| 161329 | 02/10/17 | 807506 SCOTT BERGSTROM | 27.00 | B B |

DATE: 02/27/2017
TIME: 14:47:11

HILLIARD CITY SCHOOL DISTRICT
SUMMARY CHECK REGISTER - ALL CHECKS

PAGE 8
(CHECKS)

| CHECK | DATE | NUMBER | VENDOR - NAME | AMOUNT | 0-STS-C | REC/VD |
|--------|----------|--------|---------------------------|--------|---------|------------|
| 161330 | 02/10/17 | 807507 | SHALI SSA YORK | 5.00 | B | B |
| 161331 | 02/10/17 | 807508 | ANGELA SCARLETT | 30.00 | B | R 02/27/17 |
| 161332 | 02/10/17 | 807509 | THOMAS CLARK | 15.00 | B | R 02/27/17 |
| 161333 | 02/10/17 | 807510 | JACQUELINE MUSI C | 16.00 | B | B |
| 161334 | 02/10/17 | 807511 | KRISTOFER COUSINS | 6.00 | B | B |
| 161335 | 02/10/17 | 807512 | MICHELLE CREEGER-COLUCCI | 40.00 | B | R 02/27/17 |
| 161336 | 02/10/17 | 807513 | MELISSA DARLING | 7.50 | B | B |
| 161337 | 02/10/17 | 807514 | JOHN GARAY | 10.63 | B | R 02/27/17 |
| 161338 | 02/10/17 | 807515 | KELLY JENKINS | 10.00 | B | R 02/27/17 |
| 161339 | 02/10/17 | 807516 | MARCIA SKELLY | 7.50 | B | B |
| 161340 | 02/10/17 | 807517 | LISA LEWRIGHT | 13.00 | B | B |
| 161341 | 02/10/17 | 807518 | MARY LORENZ | 5.00 | B | B |
| 161342 | 02/10/17 | 807519 | DAN MCCARDLE | 20.00 | B | R 02/27/17 |
| 161343 | 02/10/17 | 807520 | TODD MCDUGAL | 12.50 | B | B |
| 161344 | 02/10/17 | 807521 | CATHERINE MILLER | 10.00 | B | B |
| 161345 | 02/10/17 | 807522 | ANDREW MINNICH | 20.00 | B | R 02/27/17 |
| 161346 | 02/10/17 | 807523 | ROBERT MONTGOMERY | 16.50 | B | B |
| 161347 | 02/10/17 | 807524 | H ANDREW SARTAIN | 18.00 | B | R 02/27/17 |
| 161348 | 02/10/17 | 807525 | HANI SHALASH | 22.50 | B | B |
| 161349 | 02/10/17 | 807526 | MICHAEL SHELDON | 25.00 | B | R 02/27/17 |
| 161350 | 02/10/17 | 807527 | ERIN WEST | 17.50 | B | B |
| 161351 | 02/10/17 | 807528 | SCOTT WALKER | 5.00 | B | B |
| 161352 | 02/10/17 | 807529 | JEFF WELCH | 22.00 | B | R 02/27/17 |
| 161353 | 02/10/17 | 807530 | PAUL ZEIS | 25.00 | B | R 02/27/17 |
| 161354 | 02/10/17 | 807531 | KEVIN GRIFFIN | 50.00 | B | B |
| 161355 | 02/10/17 | 807532 | JOHN TAGGERT | 10.00 | B | R 02/27/17 |
| 161356 | 02/10/17 | 807533 | ERICA BUCHANAN | 9.00 | B | R 02/27/17 |
| 161357 | 02/10/17 | 807534 | JULIE RICHARDS | 9.00 | B | R 02/27/17 |
| 161358 | 02/10/17 | 807535 | CHARISSE MORRIS | 9.00 | B | B |
| 161359 | 02/10/17 | 807536 | KELLY MCGIVERN | 9.00 | B | R 02/27/17 |
| 161360 | 02/10/17 | 807537 | LOURDES MITZI | 22.20 | B | R 02/27/17 |
| 161361 | 02/10/17 | 807538 | STEPHANIE RODENBAUGH | 30.00 | B | R 02/27/17 |
| 161362 | 02/10/17 | 807539 | JAMES MURAI | 30.00 | B | R 02/27/17 |
| 161363 | 02/10/17 | 807540 | LINDSEY BUCHANAN-BERRIGAN | 30.00 | B | R 02/27/17 |
| 161364 | 02/10/17 | 807541 | CINDY BAKER | 30.00 | B | R 02/27/17 |
| 161365 | 02/10/17 | 807542 | KIMBERLY HEYMAN | 30.00 | B | R 02/27/17 |
| 161366 | 02/10/17 | 807543 | MELISSA GILL | 40.00 | B | B |
| 161367 | 02/10/17 | 807544 | TRACEY NIXON | 40.00 | B | R 02/27/17 |
| 161368 | 02/10/17 | 807545 | ANDREY SOLOKHA | 40.00 | B | B |
| 161369 | 02/10/17 | 807546 | PAUL FISHER | 18.00 | B | R 02/27/17 |
| 161370 | 02/10/17 | 807547 | WESLEY GROBELNY | 6.00 | B | R 02/27/17 |
| 161371 | 02/10/17 | 807548 | ROBERT HEALY | 10.00 | B | R 02/27/17 |
| 161372 | 02/10/17 | 807549 | COLIN TAGGART | 9.00 | B | R 02/27/17 |
| 161373 | 02/10/17 | 807550 | DIPAL PATEL | 30.00 | B | R 02/27/17 |
| 161374 | 02/10/17 | 807551 | ALYSSA MCCULLOCH | 15.00 | B | B |
| 161375 | 02/10/17 | 807552 | KAREN MARLOWE | 45.00 | B | B |
| 161376 | 02/10/17 | 807553 | KAY CAPUANO | 54.85 | B | R 02/27/17 |
| 161377 | 02/10/17 | 807554 | BARBARA VAKALERIS | 58.00 | B | R 02/27/17 |
| 161378 | 02/10/17 | 807556 | JOELL VANDERPOOL | 30.00 | B | B |
| 161379 | 02/10/17 | 807557 | KARLY SCHWARTZ | 30.00 | B | R 02/27/17 |
| 161380 | 02/10/17 | 807558 | HAI THAM SAKHEL | 60.00 | B | B |
| 161381 | 02/10/17 | 807559 | SHERRIE STYNCHULA | 30.00 | B | R 02/27/17 |
| 161382 | 02/10/17 | 807560 | MICHELLE MUMAW | 30.00 | B | R 02/27/17 |
| 161383 | 02/10/17 | 807561 | MAROUANE HARROUD | 30.00 | B | R 02/27/17 |
| 161384 | 02/10/17 | 807562 | FADUMO WARSAME | 15.00 | B | B |
| 161385 | 02/10/17 | 807563 | LORI CLARK | 30.00 | B | R 02/27/17 |

DATE: 02/27/2017
TIME: 14:47:11

HILLIARD CITY SCHOOL DISTRICT
SUMMARY CHECK REGISTER - ALL CHECKS

PAGE 9
(CHECKS)

| CHECK | DATE | NUMBER - VENDOR - NAME | AMOUNT | 0-STS-C REC/VD |
|--------|----------|------------------------------------|------------|----------------|
| 161386 | 02/10/17 | 807564 LUKE ADKINS | 15.00 | B R 02/27/17 |
| 161387 | 02/15/17 | 24258 STANDARD INSURANCE COMPANY T | 2,723.33 | W R 02/27/17 |
| 161388 | 02/16/17 | 103 DEMCO, INC. | 239.90 | W R 02/16/17 |
| 161389 | 02/16/17 | 105 COLUMBUS DISPATCH | 306.50 | W R 02/27/17 |
| 161390 | 02/16/17 | 621 PERFECTION LEARNING CORP | 135.19 | W R 02/27/17 |
| 161391 | 02/16/17 | 1234 GORDON FLESCH CO | 289.76 | W R 02/16/17 |
| 161392 | 02/16/17 | 1278 W.W. GRAINGER | 1,348.60 | W R 02/16/17 |
| 161393 | 02/16/17 | 1620 SOUTHARD SUPPLY INC. | 18.97 | W R 02/27/17 |
| 161394 | 02/16/17 | 3006 SCHOLASTIC | 298.00 | W R 02/16/17 |
| 161395 | 02/16/17 | 3027 LOEB ELECTRIC | 191.68 | W R 02/16/17 |
| 161396 | 02/16/17 | 3407 LAKESHORE LEARNING MATERIALS | 180.00 | W R 02/27/17 |
| 161397 | 02/16/17 | 3680 BSN SPORTS | 5,043.00 | W R 02/16/17 |
| 161398 | 02/16/17 | 3911 FERGUSON ENTERPRISES INC | 88.46 | W R 02/27/17 |
| 161399 | 02/16/17 | 4191 LAKEFRONT LINES, INC. | 1,650.00 | W R 02/16/17 |
| 161400 | 02/16/17 | 4291 PEARSON CLINICAL ASSESSMENT | 1,187.55 | W R 02/16/17 |
| 161401 | 02/16/17 | 5148 COLUMBIA GAS OF OHIO, INC. | 13,927.71 | W R 02/27/17 |
| 161402 | 02/16/17 | 5325 NASSP | 385.00 | W R 02/27/17 |
| 161403 | 02/16/17 | 5406 EDUCATIONAL THEATRE ASSOC. | 1,865.00 | W R 02/27/17 |
| 161404 | 02/16/17 | 5667 UNITED PARCEL SERVICE | 22.43 | W R 02/27/17 |
| 161405 | 02/16/17 | 6264 SUPER DUPER, INC. | 234.95 | W R 02/27/17 |
| 161406 | 02/16/17 | 6386 APPLE, INC. | 1,316.85 | W R 02/27/17 |
| 161407 | 02/16/17 | 6474 OFFICER MICHAEL R. METZ | 240.00 | W R 02/16/17 |
| 161408 | 02/16/17 | 6480 OFFICER MICHAEL DEATON | 120.00 | W R 02/27/17 |
| 161409 | 02/16/17 | 6499 SGT JOHN P. HIGGINS | 120.00 | W R 02/27/17 |
| 161410 | 02/16/17 | 6660 ORIENTAL TRADING | 54.91 | W R 02/27/17 |
| 161411 | 02/16/17 | 7312 DEBBIE COCHRAN | 25.00 | W R 02/16/17 |
| 161412 | 02/16/17 | 7701 GINGWAY PRODUCTS, INC. | 10.82 | W R 02/27/17 |
| 161413 | 02/16/17 | 8064 SCOTT SCRIVEN LLP | 6,977.25 | W R 02/27/17 |
| 161414 | 02/16/17 | 8078 VICKY CLARK | 60.00 | W R 02/16/17 |
| 161415 | 02/16/17 | 8533 JOHN BANDOW | 25.00 | W W |
| 161416 | 02/16/17 | 9148 BECKER'S ELECTRIC | 42.08 | W R 02/16/17 |
| 161417 | 02/16/17 | 9150 ESC OF CENTRAL OHIO | 2,596.24 | W R 02/16/17 |
| 161418 | 02/16/17 | 9971 SCOTSMAN MID-OHIO | 399.20 | W R 02/16/17 |
| 161419 | 02/16/17 | 10033 OAESA | 275.00 | W R 02/16/17 |
| 161420 | 02/16/17 | 10199 YOUTHLIGHT INC. | 34.90 | W R 02/16/17 |
| 161421 | 02/16/17 | 10280 POWELL PRINTS | 265.20 | W W |
| 161422 | 02/16/17 | 10310 BATTERIES PLUS | 150.80 | W R 02/16/17 |
| 161423 | 02/16/17 | 10960 JOYCE BRICKLEY | 50.00 | W W |
| 161424 | 02/16/17 | 11233 CLASSROOM DIRECT | 850.87 | W R 02/16/17 |
| 161425 | 02/16/17 | 11349 DEAF SERVICES CENTER, INC. | 156.00 | W R 02/16/17 |
| 161426 | 02/16/17 | 11527 TRI STAR TRANSPORTATION | 25,092.00 | W R 02/16/17 |
| 161427 | 02/16/17 | 11713 ROBERT O'BRIEN | 68.11 | W R 02/16/17 |
| 161428 | 02/16/17 | 11824 STAPLES BUSINESS ADVANTAGE | 790.25 | W R 02/27/17 |
| 161429 | 02/16/17 | 13143 ARAMARK - LUNCHROOM SERVICES | 156,059.29 | W R 02/16/17 |
| 161430 | 02/16/17 | 13317 OFFICER GLENN E. ROGERS | 120.00 | W R 02/27/17 |
| 161431 | 02/16/17 | 13407 DAWN SAYRE | 25.00 | W R 02/16/17 |
| 161432 | 02/16/17 | 13431 JOSTENS | 3,236.57 | W R 02/27/17 |
| 161433 | 02/16/17 | 13802 COLUMBUS CITY TREASURER | 290.00 | W R 02/27/17 |
| 161434 | 02/16/17 | 13803 FRANKLIN CO. BOARD OF HEALTH | 4,328.00 | W R 02/27/17 |
| 161435 | 02/16/17 | 14462 FIREPROOF RECORDS CENTER | 212.25 | W R 02/16/17 |
| 161436 | 02/16/17 | 14883 SCHOOL PRIDE LIMITED | 300.00 | W R 02/16/17 |
| 161437 | 02/16/17 | 14949 CRAIG VROOM | 50.00 | W R 02/27/17 |
| 161438 | 02/16/17 | 14954 BEAVERCREEK HIGH SCHOOL | 250.00 | W R 02/27/17 |
| 161439 | 02/16/17 | 15869 MICHAEL DAVIS | 599.00 | W R 02/27/17 |
| 161440 | 02/16/17 | 15874 ROY WALKER | 60.00 | W R 02/16/17 |
| 161441 | 02/16/17 | 16179 GEOTECHNICAL CONSULTANTS, IN | 1,435.50 | W R 02/27/17 |

DATE: 02/27/2017
TIME: 14:47:11

HILLIARD CITY SCHOOL DISTRICT
SUMMARY CHECK REGISTER - ALL CHECKS

PAGE 10
(CHECKS)

| CHECK | DATE | NUMBER - VENDOR - NAME | AMOUNT | 0-STS-C REC/VD |
|--------|----------|------------------------------------|-----------|----------------|
| 161442 | 02/16/17 | 16252 GREG HENNES | 25.00 | W R 02/16/17 |
| 161443 | 02/16/17 | 16279 OHIO TENNIS COACHES ASSOC. | 175.00 | W R 02/27/17 |
| 161444 | 02/16/17 | 16294 AMY BUSCEMI | 47.00 | W W |
| 161445 | 02/16/17 | 17344 MARBLE CLIFF OIL COMPANY | 1,143.60 | W R 02/16/17 |
| 161446 | 02/16/17 | 17449 KAYLA PINNICK | 200.00 | W R 02/16/17 |
| 161447 | 02/16/17 | 17570 GENESIS BUILDING SYSTEMS | 165.00 | W W |
| 161448 | 02/16/17 | 18385 COLUMBUS FLEET INDUSTRIAL | 606.31 | W R 02/27/17 |
| 161449 | 02/16/17 | 18510 U. S. SCHOOL SUPPLY, INC. | 87.10 | W R 02/27/17 |
| 161450 | 02/16/17 | 19056 WORKHEALTH | 15,095.20 | W R 02/27/17 |
| 161451 | 02/16/17 | 19203 OLENTANGY HIGH SCHOOL | 275.00 | W R 02/27/17 |
| 161452 | 02/16/17 | 19412 SAM'S CLUB/SYNCHRONY BANK | 297.34 | W R 02/27/17 |
| 161453 | 02/16/17 | 19504 OFFICE DEPOT | 63.36 | W R 02/27/17 |
| 161454 | 02/16/17 | 19827 NATE BOBEK | 25.00 | W R 02/16/17 |
| 161455 | 02/16/17 | 20058 CORI KINDL | 25.00 | W R 02/16/17 |
| 161456 | 02/16/17 | 20365 EDUCATIONAL FUNDING GROUP | 12,753.20 | W R 02/27/17 |
| 161457 | 02/16/17 | 20747 JOSTENS | 7.91 | W R 02/27/17 |
| 161458 | 02/16/17 | 21075 CAPITOL OFFICE SUPPLY | 67.03 | W R 02/27/17 |
| 161459 | 02/16/17 | 21104 MICHAEL HEITZMAN | 25.00 | W R 02/16/17 |
| 161460 | 02/16/17 | 21220 REDNECK TRAILER SUPPLIES | 128.31 | W R 02/27/17 |
| 161461 | 02/16/17 | 21520 SUSAN DONLEY | 148.94 | W R 02/16/17 |
| 161462 | 02/16/17 | 21672 HARLAND TECHNOLOGY SERVICES | 663.00 | W R 02/27/17 |
| 161463 | 02/16/17 | 21752 ELITE FIRE SERVICES | 420.00 | W R 02/27/17 |
| 161464 | 02/16/17 | 21816 ANITA DALLUGE | 25.00 | W R 02/16/17 |
| 161465 | 02/16/17 | 21946 CATHY REDDING | 60.00 | W R 02/27/17 |
| 161466 | 02/16/17 | 21949 DAVE HUSTON | 60.00 | W W |
| 161467 | 02/16/17 | 21959 KEVIN LONDON | 25.00 | W R 02/16/17 |
| 161468 | 02/16/17 | 21972 BARRY BAY | 50.00 | W R 02/16/17 |
| 161469 | 02/16/17 | 22124 LEARNING A-Z | 439.80 | W R 02/27/17 |
| 161470 | 02/16/17 | 22194 CHRIS LUDBAN | 25.00 | W W |
| 161471 | 02/16/17 | 22266 BUCKEYE BRASS & WINDS | 4,100.00 | W R 02/16/17 |
| 161472 | 02/16/17 | 22343 DATA RECOGNITION CORP/CTB | 886.56 | W R 02/27/17 |
| 161473 | 02/16/17 | 22388 REITER DAIRY | 259.91 | W R 02/27/17 |
| 161474 | 02/16/17 | 22481 OAKSTONE ACADEMY | 133.35 | W R 02/27/17 |
| 161475 | 02/16/17 | 22487 T & L GRAPHICS | 548.00 | W W |
| 161476 | 02/16/17 | 22564 W. D. TIRE SERVICE CENTER | 212.12 | W R 02/16/17 |
| 161477 | 02/16/17 | 22589 MIKE ABRAHAM | 25.00 | W R 02/16/17 |
| 161478 | 02/16/17 | 22594 MIKE MCDONOUGH | 60.00 | W R 02/16/17 |
| 161479 | 02/16/17 | 22603 CARDINAL TRANSPORTATION | 603.00 | W W |
| 161480 | 02/16/17 | 22696 STATE SECURITY | 9,320.00 | W R 02/16/17 |
| 161481 | 02/16/17 | 23107 SHELLI MILLER | 25.00 | W R 02/16/17 |
| 161482 | 02/16/17 | 23168 JAMIE LENNOX | 25.57 | W R 02/16/17 |
| 161483 | 02/16/17 | 23238 CENTRAL OHIO COPIER SUPPLY I | 238.00 | W R 02/27/17 |
| 161484 | 02/16/17 | 23273 AARON COOKSON | 50.00 | W R 02/16/17 |
| 161485 | 02/16/17 | 23438 L & S TERMITE & PEST CONTROL | 942.00 | W R 02/27/17 |
| 161486 | 02/16/17 | 23441 KEVIN BUCHMAN | 25.00 | W R 02/16/17 |
| 161487 | 02/16/17 | 23552 HENRY SCHEIN INC. | 475.74 | W R 02/27/17 |
| 161488 | 02/16/17 | 23601 JENNIFER ADAMS | 25.00 | W R 02/16/17 |
| 161489 | 02/16/17 | 23612 AMPAC | 253.08 | W R 02/27/17 |
| 161490 | 02/16/17 | 23617 REPUBLIC SERVICES | 6,865.22 | W R 02/27/17 |
| 161491 | 02/16/17 | 23651 MATT RYAN MOBILE DJ | 700.00 | W R 02/27/17 |
| 161492 | 02/16/17 | 23652 KATIE WINDHAM | 25.00 | W R 02/16/17 |
| 161493 | 02/16/17 | 23681 ROMEO'S PIZZA | 180.00 | W R 02/27/17 |
| 161494 | 02/16/17 | 23744 COLUMBUS OFFICE SOLUTIONS | 112.99 | W R 02/27/17 |
| 161495 | 02/16/17 | 23751 MODERN OFFICE METHODS | 21,564.00 | W R 02/16/17 |
| 161496 | 02/16/17 | 23849 ANDREA CUNNINGHAM | 60.00 | W R 02/16/17 |
| 161497 | 02/16/17 | 23873 BRIDGEWAY ACADEMY | 20,460.00 | W R 02/27/17 |

DATE: 02/27/2017
TIME: 14:47:11

HILLIARD CITY SCHOOL DISTRICT
SUMMARY CHECK REGISTER - ALL CHECKS

PAGE 11
(CHECKS)

| CHECK | DATE | NUMBER - VENDOR - NAME | AMOUNT | 0-STS-C REC/VD |
|--------|----------|------------------------------------|------------|----------------|
| 161498 | 02/16/17 | 23875 MOLLY WALKER | 66.00 | W R 02/16/17 |
| 161499 | 02/16/17 | 24075 BRIAN HART | 25.00 | W R 02/16/17 |
| 161500 | 02/16/17 | 24118 BRENT WISE | 25.00 | W R 02/16/17 |
| 161501 | 02/16/17 | 24167 SPIRIT SERVICES | 591.52 | W R 02/27/17 |
| 161502 | 02/16/17 | 24229 ANNETTE ANDRES | 25.00 | W R 02/16/17 |
| 161503 | 02/16/17 | 24237 KEITH RABLEY | 60.00 | W R 02/16/17 |
| 161504 | 02/16/17 | 24238 ARCHIE ARMENTROUT | 60.00 | W R 02/27/17 |
| 161505 | 02/16/17 | 24278 LOTH INC. | 506.00 | W R 02/16/17 |
| 161506 | 02/16/17 | 24286 JACKI PRATI | 25.00 | W R 02/16/17 |
| 161507 | 02/16/17 | 24288 JENNI FER LOWERY | 25.00 | W R 02/16/17 |
| 161508 | 02/16/17 | 24419 HILARY SLOAT | 25.00 | W R 02/16/17 |
| 161509 | 02/16/17 | 24433 HERBERT HIGGINBOTHAM, JR. | 25.00 | W R 02/16/17 |
| 161510 | 02/16/17 | 24473 MATT SPARKS | 25.00 | W R 02/27/17 |
| 161511 | 02/16/17 | 24523 GARY HEYDER | 60.00 | W R 02/16/17 |
| 161512 | 02/16/17 | 24538 COLUMBUS THERAPY ASSOCIATES | 7,050.00 | W R 02/16/17 |
| 161513 | 02/16/17 | 24545 TARA GROVE | 25.00 | W R 02/16/17 |
| 161514 | 02/16/17 | 24575 HEATHER CONRAD | 160.18 | W R 02/16/17 |
| 161515 | 02/16/17 | 24669 SYNTERO, INC. | 4,742.60 | W R 02/27/17 |
| 161516 | 02/16/17 | 24749 MATT TROMBITAS | 50.00 | W R 02/16/17 |
| 161517 | 02/16/17 | 24938 BRIAN LIDLE | 25.00 | W R 02/16/17 |
| 161518 | 02/16/17 | 24976 KELLY GUINN | 107.70 | W R 02/16/17 |
| 161519 | 02/16/17 | 24999 YVONNE HAIGHT | 94.59 | W W |
| 161520 | 02/16/17 | 25027 GREEN AND SONS, LTD | 1,006.88 | W W |
| 161521 | 02/16/17 | 25032 CLIFF HETZEL | 60.00 | W R 02/27/17 |
| 161522 | 02/16/17 | 25042 BUCKEYE LOCAL SCHOOLS | 250.00 | W W |
| 161523 | 02/16/17 | 25112 RAFAEL MONTANEZ | 411.25 | W R 02/16/17 |
| 161524 | 02/16/17 | 25299 VERTICAL COMMUNICATIONS, INC | 277.50 | W R 02/16/17 |
| 161525 | 02/16/17 | 25452 SELERIX SYSTEMS, INC. | 2,186.25 | W R 02/27/17 |
| 161526 | 02/16/17 | 25469 RYAN YOUNG | 60.00 | W R 02/16/17 |
| 161527 | 02/16/17 | 25510 GETTYSBURG BENEFITS | 8,605.50 | W R 02/27/17 |
| 161528 | 02/16/17 | 25645 KATE MILLER | 25.00 | W R 02/16/17 |
| 161529 | 02/16/17 | 25709 BAKER VEHICLE SYSTEMS INC | 118,074.86 | W R 02/27/17 |
| 161530 | 02/16/17 | 25716 SUNRISE COOPERATIVE, INC. | 544.50 | W R 02/27/17 |
| 161531 | 02/16/17 | 25729 CINCINNATI INSURANCE COMPANY | 2,746.00 | W W |
| 161532 | 02/16/17 | 25748 BREAKOUT EDU | 500.00 | W R 02/27/17 |
| 161533 | 02/16/17 | 25754 JASON SPEICHER | 350.00 | W R 02/27/17 |
| 161534 | 02/16/17 | 25755 MICHAELA MAYNARD | 33.26 | W W |
| 161535 | 02/16/17 | 25757 TOM HEINEIKE | 500.00 | W R 02/27/17 |
| 161536 | 02/16/17 | 25758 BOL AWENG | 300.00 | W R 02/27/17 |
| 161537 | 02/16/17 | 25760 PHYLLIS BROWN | 12.96 | W W |
| 161538 | 02/16/17 | 25764 LIBAN IBRAHIM | 35.00 | W W |
| 161539 | 02/16/17 | 25767 ADAM ELKINS | 30.00 | W W |
| 161540 | 02/16/17 | 25770 OFFICER TYLER HARRIS | 120.00 | W W |
| 161541 | 02/16/17 | 25775 JAMES GARRETT | 30.00 | W W |
| 161542 | 02/16/17 | 507463 ERIC RYAN | 25.00 | W R 02/16/17 |
| 161543 | 02/17/17 | 801064 JULIE TATE | 18.00 | B R 02/27/17 |
| 161544 | 02/17/17 | 802404 HUSSEIN SALEH | 30.00 | B B |
| 161545 | 02/17/17 | 805999 MICHELLE CURRY | 18.00 | B B |
| 161546 | 02/17/17 | 806099 DIANA FAIR | 70.00 | B B |
| 161547 | 02/17/17 | 807284 SARANN CHOEUN | 30.00 | B R 02/27/17 |
| 161548 | 02/17/17 | 807350 RICHARD VANNATTA | 30.00 | B R 02/27/17 |
| 161549 | 02/17/17 | 807555 HUMERA KHAKHAR | 15.00 | B B |
| 161550 | 02/17/17 | 807565 MATTHEW CHIEN | 18.00 | B B |
| 161551 | 02/17/17 | 807566 BRUCE DOAN | 40.00 | B B |
| 161552 | 02/17/17 | 807567 ALGA LOUKILL | 30.00 | B R 02/27/17 |
| 161553 | 02/17/17 | 807568 EN XIN CHEN | 30.00 | B B |

DATE: 02/27/2017
TIME: 14:47:11

HILLIARD CITY SCHOOL DISTRICT
SUMMARY CHECK REGISTER - ALL CHECKS

PAGE 12
(CHECKS)

| CHECK | DATE | NUMBER | VENDOR - NAME | AMOUNT | 0-STS-C REC/VD |
|--------|----------|--------|------------------------------|------------|----------------|
| 161554 | 02/17/17 | 807569 | LAURA BRENDLER | 30.00 | B B |
| 161555 | 02/17/17 | 807570 | STEVEN SMITH | 18.75 | B R 02/27/17 |
| 161556 | 02/17/17 | 807571 | DONNA HANSFORD | 6.00 | B B |
| 161557 | 02/17/17 | 807572 | DEREK WURST | 51.00 | B B |
| 161558 | 02/17/17 | 807573 | STACEY TIERNEY | 30.00 | B R 02/27/17 |
| 161559 | 02/17/17 | 807574 | JENNI FER DAUGHERTY | 108.00 | B B |
| 161560 | 02/17/17 | 807575 | SCOTT HENDRICK | 17.99 | B B |
| 161561 | 02/17/17 | 807576 | RACHEL HEINE | 60.00 | B B |
| 161562 | 02/17/17 | 807577 | MICHAEL LEMASTER | 9.00 | B R 02/27/17 |
| 161563 | 02/17/17 | 807578 | SARAH MAY | 18.00 | B R 02/27/17 |
| 161564 | 02/17/17 | 1589 | CITY OF HILLIARD | 2,990.00 | W W |
| 161565 | 02/17/17 | 18647 | AMERICAN ELECTRIC POWER | 87.17 | W R 02/27/17 |
| 161566 | 02/22/17 | 1589 | CITY OF HILLIARD | 164,974.56 | W V 02/24/17 |
| 161567 | 02/22/17 | 18647 | AMERICAN ELECTRIC POWER | 426.97 | W R 02/27/17 |
| 161568 | 02/22/17 | 1589 | CITY OF HILLIARD | 343.26 | W W |
| 161569 | 02/24/17 | 99 | DELILLE OXYGEN CO. | 40.00 | W W |
| 161570 | 02/24/17 | 103 | DEMCO, INC. | 184.50 | W R 02/24/17 |
| 161571 | 02/24/17 | 369 | TRANSPORTATION ACCESSORIES | 1,903.81 | W R 02/24/17 |
| 161572 | 02/24/17 | 1234 | GORDON FLESCH CO | 9.84 | W R 02/24/17 |
| 161573 | 02/24/17 | 1278 | W.W. GRAINGER | 107.08 | W R 02/24/17 |
| 161574 | 02/24/17 | 2030 | OASSA | 510.00 | W W |
| 161575 | 02/24/17 | 2031 | RAY RIESER TROPHY CO | 250.00 | W W |
| 161576 | 02/24/17 | 2399 | HITE PARTS EXCHANGE, INC. | 365.00 | W R 02/24/17 |
| 161577 | 02/24/17 | 3006 | SCHOLASTIC | 385.54 | W R 02/24/17 |
| 161578 | 02/24/17 | 3628 | COMMERCIAL PARTS & SERV OF C | 162.83 | W R 02/24/17 |
| 161579 | 02/24/17 | 3911 | FERGUSON ENTERPRISES INC | 282.84 | W W |
| 161580 | 02/24/17 | 4191 | LAKEFRONT LINES, INC. | 550.00 | W R 02/24/17 |
| 161581 | 02/24/17 | 4291 | PEARSON CLINICAL ASSESSMENT | 79.00 | W R 02/24/17 |
| 161582 | 02/24/17 | 4481 | FLINN SCIENTIFIC, INC. | 46.91 | W W |
| 161583 | 02/24/17 | 4999 | RIDDELL ALL AMERICAN | 3,433.00 | W W |
| 161584 | 02/24/17 | 5630 | GLOCKNER OIL COMPANY | 307.80 | W W |
| 161585 | 02/24/17 | 5667 | UNITED PARCEL SERVICE | 6.24 | W W |
| 161586 | 02/24/17 | 6066 | GOLDEN BEAR LOCK & SAFE | 73.20 | W R 02/24/17 |
| 161587 | 02/24/17 | 6474 | OFFICER MICHAEL R. METZ | 120.00 | W R 02/24/17 |
| 161588 | 02/24/17 | 6499 | SGT JOHN P. HIGGINS | 120.00 | W W |
| 161589 | 02/24/17 | 6978 | CARDINAL BUS SALES & SERV. | 14.70 | W W |
| 161590 | 02/24/17 | 7217 | HOME FIELD ADVANTAGE | 1,915.00 | W R 02/24/17 |
| 161591 | 02/24/17 | 8363 | PROGRESS SUPPLY CO. | 620.16 | W W |
| 161592 | 02/24/17 | 8498 | HERBERT & CONWAY, INC. | 1,057.00 | W R 02/24/17 |
| 161593 | 02/24/17 | 9150 | ESC OF CENTRAL OHIO | 25,965.19 | W R 02/24/17 |
| 161594 | 02/24/17 | 9222 | HILLIARD MUSIC BOOSTERS | 8,900.00 | W W |
| 161595 | 02/24/17 | 10089 | QUILL | 97.79 | W W |
| 161596 | 02/24/17 | 10394 | CUMMINS INTERSTATE POWER INC | 187.30 | W W |
| 161597 | 02/24/17 | 10745 | SOUTHWEST BINDING & LAMINATE | 400.00 | W R 02/24/17 |
| 161598 | 02/24/17 | 10976 | READY REFRESH | 96.73 | W R 02/24/17 |
| 161599 | 02/24/17 | 11309 | FLYERS PIZZA AND SUBS | 1,638.67 | W W |
| 161600 | 02/24/17 | 11527 | TRISTAR TRANSPORTATION | 15,639.00 | W R 02/24/17 |
| 161601 | 02/24/17 | 11662 | STAPLES PLANO SERVICE | 255.00 | W R 02/24/17 |
| 161602 | 02/24/17 | 11824 | STAPLES BUSINESS ADVANTAGE | 1,998.68 | W W |
| 161603 | 02/24/17 | 13165 | DUNBAR ARMORED | 1,284.69 | W W |
| 161604 | 02/24/17 | 14140 | ARAMARK | 1,296.00 | W R 02/24/17 |
| 161605 | 02/24/17 | 14469 | KIMBALL-MIDWEST | 137.23 | W R 02/24/17 |
| 161606 | 02/24/17 | 15258 | OHIO EDUCATIONAL THEATRE ASS | 1,860.00 | W W |
| 161607 | 02/24/17 | 17344 | MARBLE CLIFF OIL COMPANY | 1,059.74 | W R 02/24/17 |
| 161608 | 02/24/17 | 17449 | KAYLA PINNICK | 69.44 | W R 02/24/17 |
| 161609 | 02/24/17 | 17522 | SKINNER DIESEL SERVICE | 1,455.40 | W R 02/24/17 |

DATE: 02/27/2017
TIME: 14:47:11

HILLIARD CITY SCHOOL DISTRICT
SUMMARY CHECK REGISTER - ALL CHECKS

PAGE 13
(CHECKS)

| CHECK | DATE | NUMBER | VENDOR - NAME | AMOUNT | 0-STS-C | REC/VD |
|--------|----------|--------|-------------------------------|-----------|---------|------------|
| 161610 | 02/24/17 | 18353 | SCHOOL COUNSELOR RESOURCES | 10.63 | W | W |
| 161611 | 02/24/17 | 18431 | AGA | 315.00 | W | W |
| 161612 | 02/24/17 | 18677 | TROY FILTERS | 797.92 | W | R 02/24/17 |
| 161613 | 02/24/17 | 18998 | IMAGE MARKET | 246.05 | W | W |
| 161614 | 02/24/17 | 19056 | WORKHEALTH | 824.00 | W | W |
| 161615 | 02/24/17 | 19203 | OLENTANGY HIGH SCHOOL | 75.00 | W | W |
| 161616 | 02/24/17 | 19213 | PXP OHIO | 135.00 | W | R 02/24/17 |
| 161617 | 02/24/17 | 19504 | OFFICE DEPOT | 662.65 | W | W |
| 161618 | 02/24/17 | 20747 | JOSTENS | 1,295.30 | W | W |
| 161619 | 02/24/17 | 20880 | EDUCATIONAL FURNITURE | 9,295.05 | W | W |
| 161620 | 02/24/17 | 21220 | REDNECK TRAILER SUPPLIES | 131.85 | W | W |
| 161621 | 02/24/17 | 21693 | CARTRIDGE WORLD - HILLIARD | 964.90 | W | W |
| 161622 | 02/24/17 | 22039 | PUBLIC CONSULTING GROUP, INC | 2,250.00 | W | W |
| 161623 | 02/24/17 | 22091 | STATE OF OHIO | 60.00 | W | W |
| 161624 | 02/24/17 | 22308 | SCHOOL OUTFITTERS, LLC | 1,308.56 | W | R 02/24/17 |
| 161625 | 02/24/17 | 22487 | T & L GRAPHICS | 600.00 | W | W |
| 161626 | 02/24/17 | 22564 | W. D. TIRE SERVICE CENTER | 463.93 | W | R 02/24/17 |
| 161627 | 02/24/17 | 22600 | ELITAIRE, INC. | 507.94 | W | R 02/24/17 |
| 161628 | 02/24/17 | 22603 | CARDINAL TRANSPORTATION | 1,206.00 | W | W |
| 161629 | 02/24/17 | 23039 | AQUA FALLS BOTTLED WATER | 172.00 | W | W |
| 161630 | 02/24/17 | 23265 | XTEK PARTNERS | 258.00 | W | R 02/24/17 |
| 161631 | 02/24/17 | 23442 | HARRS AUTO GLASS, INC. | 75.00 | W | W |
| 161632 | 02/24/17 | 24234 | EDMENTUM, INC. | 2,987.70 | W | R 02/24/17 |
| 161633 | 02/24/17 | 24262 | RUSH TRUCK CENTERS OF OHIO, I | 1,217.18 | W | R 02/24/17 |
| 161634 | 02/24/17 | 24595 | OFFICER TREVOR T. GILL | 120.00 | W | W |
| 161635 | 02/24/17 | 24669 | SYNTERO, INC. | 1,000.00 | W | W |
| 161636 | 02/24/17 | 24676 | FOLLETT SCHOOL SOLUTIONS, IN | 1,286.34 | W | R 02/24/17 |
| 161637 | 02/24/17 | 24781 | APOLLO OIL, LLC | 332.86 | W | R 02/24/17 |
| 161638 | 02/24/17 | 24893 | NUTZ & BOLTZ TOOLS, LLC | 262.94 | W | W |
| 161639 | 02/24/17 | 24971 | FLOCABULARY LLC | 288.00 | W | W |
| 161640 | 02/24/17 | 24992 | PIADA GROUP, LLC | 383.20 | W | W |
| 161641 | 02/24/17 | 25035 | BARBARIAN APPAREL | 780.00 | W | W |
| 161642 | 02/24/17 | 25127 | THREE LEAF SOLUTIONS LLC | 224.00 | W | W |
| 161643 | 02/24/17 | 25158 | PEGED LLC | 1,500.00 | W | W |
| 161644 | 02/24/17 | 25270 | CPR - CELL PHONE REPAIR | 9,708.00 | W | R 02/24/17 |
| 161645 | 02/24/17 | 25302 | ASSOCIATION FOR MIDDLE LEVEL | 74.99 | W | W |
| 161646 | 02/24/17 | 25316 | COREY POE | 128.35 | W | W |
| 161647 | 02/24/17 | 25463 | SOUTHEASTERN LOCAL SCHOOLS | 225.00 | W | W |
| 161648 | 02/24/17 | 25717 | DIEBOLD EDUCATIONAL CONSULTI | 168.04 | W | W |
| 161649 | 02/24/17 | 25722 | BUCKEYE CUSTOM SUPPLY, LLC | 785.36 | W | W |
| 161650 | 02/24/17 | 25750 | FULL SPECTRUM LASER LLC | 5,780.00 | W | W |
| 161651 | 02/24/17 | 25768 | PRAIRIE FLOWERS AND GIFTS | 350.00 | W | W |
| 161652 | 02/24/17 | 25772 | MELISSA JONES PHOTOGRAPHY | 185.00 | W | W |
| 161653 | 02/24/17 | 802919 | AETNA | 156.00 | W | W |
| 161654 | 02/24/17 | 1589 | CITY OF HILLIARD | 98,598.46 | W | R 02/27/17 |

DATE: 02/27/2017
TIME: 14:47:11

HILLIARD CITY SCHOOL DISTRICT
SUMMARY CHECK REGISTER - ALL CHECKS

PAGE 14
(CHECKS)

| CHECK | DATE | NUMBER - VENDOR - NAME | AMOUNT | 0-STS-C REC/VD |
|------------------------------|---------------|------------------------|---------------|----------------|
| VOID | V | 1 | 164,974.56 | |
| RECONCILED | R | 484 | 11,354,359.80 | |
| OUTSTANDING | W, C, I, T, B | 166 | 68,503.85 | |
| MEMO | M | 60 | 6,826,018.06 | |
| REFUND | B | 197 | 4,041.67 | |
| WARRANT | W | 451 | 1,992,461.77 | |
| PAYROLL | C | 3 | 9,591,334.77 | |
| TRANSFERS | T | 0 | .00 | |
| DIST/CORR | D | 6 | 69,878.69 | |
| INVESTMENT | I | 0 | .00 | |
| *** TOTAL CHECKS WRITTEN *** | | 717 | 18,483,734.96 | |